

QUALITY[®]

BOWLING PRODUCTS



90-5260 Reactive Urethane Foam Ball Lift Tire


The recent coverstock changes and the substantial increase in the amount of lane oil being used created a need for a radically different design. This tire has been designed to address all the extreme conditions, whether it's taking the impact of a speeding 16 lb. reactive resin ball or lifting an oil soaked 6 lb. plastic ball, this tire is the best tire on the market.



Urethane Chutes

With coefficients of friction lower than any other urethane deck chute on the market, you may just forget what a pin jam is. These chutes also exhibit the long life of urethane so they will also outlast any other deck chute on the market. The multi position deck chute has 6 mounting hole locations for your installation preference.

Part No.	Description
90-2802U	#1
90-2803U	#7 & #10
90-2837U	#5
90-2820U	#2, #3, #4, #6, #8 & #9



Gum Rod Cover

This oil resistant lift rod cover uses a special formula that will not be attacked by conventional lane oils - providing longer life.

124-2034 Ball Lift Track

Replace the original two-piece rubber and leather assembly with our one-piece long lasting urethane track. This top of the line product is easy to install and provides excellent ball movement through the power lift.



12-8620 Fiberglass Pit Board Only

This heavy-duty, extremely durable, light-weight fiberglass pit board is designed not only to last much longer than wood pit boards, but it is also designed to minimize the wear and tear on your pit frame components.



27-8651 Cross Conveyor Belt

This is the "cogged top surface" belt supplied as original equipment on American built pinsetters.



12-7256 Pinsetter Motor

Replaces 12-752056

- 115/208/230 Volt - 60 Cycle
- 1-1/2 Horsepower
- 1725 RPM
- Push Button Thermal Overload
- Open Drip Proof - Fan Cooled
- Mechanical Internal Switch
- Efficient Capacitor Run Design
- New Larger, Heavier Frame
- No Adapters Required
- Complete with Cord & Plug



There's no substitute for quality people.
There's no substitute for quality equipment.
There's no substitute for customer satisfaction.
*There's no substitute for **Quality**.*

2009-2010 Pinsetter Parts Catalog
*Products for **Brunswick** Equipment*

INDEX	PAGE
Gear Box	50
Turret	62
Deck	66
Rake	70
Pit Cushion	73
Pit Conveyor	76
Elevator	80
Cross Conveyor	86
Ball Return	87
Pinsetter Electrical	92
Miscellaneous	96
Software	98
Special Tools	99
Bearings	100
Belts	101
Hardware	105
Part # Interchange	
Quality to Brunswick	138
Part # Interchange	
Brunswick to Quality	148

Note: To report catalog errors, please e-mail aftermarketcatalogs@brunbowl.com.

Designed By Mechanics, For Mechanics.

When you're looking for performance, durability and value in parts for Brunswick® equipment, there's no substitute for Quality. Quality Bowling Products' experience and continuous dedication to improving the integrity and value of every part means you'll get exactly what you need every time – without compromise.

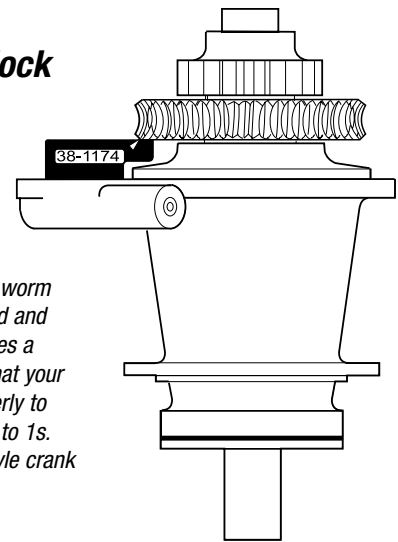
12-8660
Worm Shaft Rebuild Kit
(with Regular Worm Shaft)



Everything you need to properly rebuild the entire worm shaft and gear box clutch assembly at a specially discounted package price.

- Kit Includes:** Worm Shaft Assembly 12-8172
 Clutch Drive Disc 12-8613
 H.D. Clutch Pulley & Bearing Assembly 12-8634
 Clutch Shoes 12-1046
 Clutch Disc 12-8626
 Pins, snap rings, seals & hardware as shown

38-1174
Worm Wheel Gage Block




Easy-to-use tool simplifies 4 to 1 worm wheel shimming. Precision ground and hardened steel gage block provides a reliable method of making sure that your worm wheel will be aligned properly to the worm shaft when changing 4 to 1s. Works with both early and late style crank housings. Instructions included.


12-1174
4 to 1 Worm Wheel

Replaces 12-100174-002

The heart of the gear box. We take the toughest bronze alloy available, mold it to a super strong cast iron hub, cast it into the basic gear and then precision machine it to extremely tight tolerances.



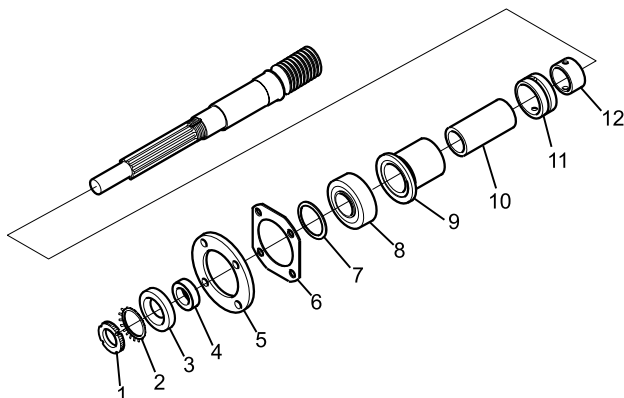
12-8171
Worm Shaft
 Replaces 12-860171



Preliminary machining of hi-grade 4620 alloy steel blanks is followed by sophisticated gear cutting, precision grinding, heat treating and threading operations. We spare no efforts in producing a shaft that is the standard of the industry. **Includes the special nuts and tabbed washer for protection and added value.**

Splines modified to provide proper fit with all brands of clutch discs!

Worm Shaft Sub-Assembly Parts



Key	Part No.	Descripon	Replaces	Pkg. Qty.
	12-8603	Oil Seal Kit (includes 1 ea. 1,2,3,4,6,& 2 ea. shim gaskets)	12-860603	Kit
1	8-101	Special Nut	11-160005-1	1
2	8-102	Special Lockwasher	11-231005-1	5
3	8-103	Oil Seal	11-625000	1
4	8-104	Hardened Spacer	12-100185-3	1
5	12-1077	Bearing Retainer	12-100447	1
6	8-105	Rubber Gasket	12-100391	5
7	8-106	Rubber O-Ring	11-625501	10
8	25-025	Bearing	11-432002	1
9	8-107	Spacer outer	12-100066	1
10	8-108	Spacer inner	12-100185-2	1
11	25-025	Bearing outer race	11-432002	1
12	25-032	Bearing inner ring	11-450200	1
not shown	8-192	Shim Gasket .005	12-100381-2	10
	8-193	Shim Gasket .010	12-100381-3	10

12-8626 Clutch Disc

Replaces 12-860626
 Here is an example of superior pinsetter engineering. We have given it an extra thick clutch face, a larger diameter adjustment boss and an extra hole for the clutch bearing drive pin (in case the original hole becomes worn). Result? Your entire clutch assembly runs smoother and lasts longer.



SUPERIOR DESIGN

12-8172 Worm Shaft Assembly - Standard Worm Shaft

Pre-assembled with bearings, spacers, washer, special nut, and oil seal kit (12-8603).




12-8613 Clutch Drive Disc

Replaces 12-860613
 Fine grain chromium iron casting machined to all of the correct specifications. Includes factory installed **non-asbestos** clutch facings.

12-8645 Facing Kit

Replaces 12-862864-5



11-1215 Heavy Duty Worm Nut

Replaces 11-131516
 A solid, one-piece nut and washer machined from tough alloy steel. It will eliminate your wear problems at this clutch adjustment point.



12-8634 Clutch Pulley and Bearing Assembly (Heavy Duty Type)

Replaces 12-860717

An innovative way to overcome clutch bearing problems!

This is a totally redesigned clutch pulley and bearing assembly. It utilizes a much larger replaceable ball bearing (#25-009) than any other unit on the market. This bearing is the same one that is used on the 1 to 1 main shaft!

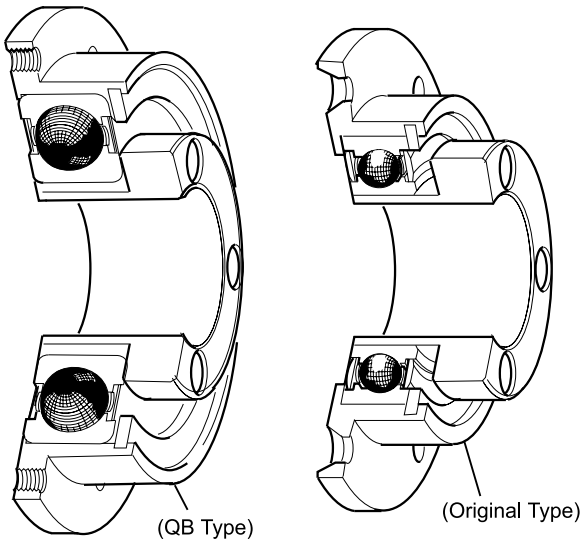
This feature more than doubles the load bearing capacity of the assembly and greatly increases the service life.

In addition, we have redesigned the bronze bushing. Due to the much larger size of the bearing we have been able to increase the wall thickness of the bushing by 100%.

All this at very little increase in price over a standard assembly!



Spare Parts	
12-8635	Bearing Assy.
12-8634B	Bronze Bushing
12-8634C	Snap Ring
25-009	Bearing



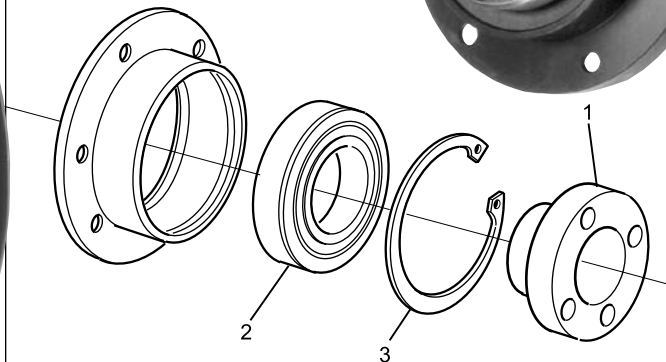
Check out the big difference in bearing construction between our original unit and our new heavy duty model!

12-8629 Clutch Pulley Bearing (Original Type)

Replaces 12-860716

The best direct replacement type bearing for your machines. Complete assembly fits our 12-8630 clutch pulley (below) and all existing Brunswick clutch pulleys. **Note:** Our 12-8629B bushing does not interchange with Brunswick bushings.

Key	Part No.	Description
1	12-8629B	Bronze Bushing
2	12-8629C	Ball Bearing
3	12-8629D	Snap Ring




12-8630 Clutch Pulley (Original Type)

Replaces 12-860630

Manufactured using thicker steel plates that are welded together to prevent plate separation and rivet failure. This pulley cannot split apart!

Assembled using high quality **non-asbestos** clutch facings.

This pulley will accept either the quality 12-8629 clutch bearing assembly or any Brunswick clutch bearing.



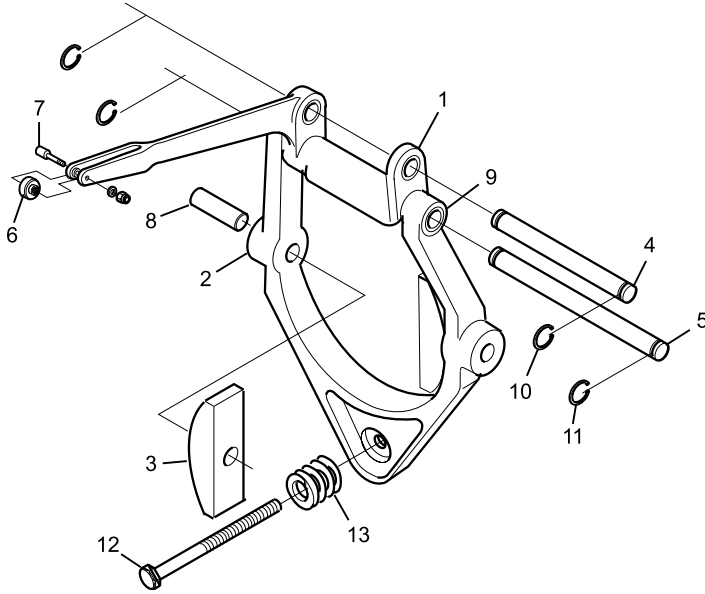
12-8631 Clutch Pulley Assembly (Original Type)

Replaces 12-860717

A completely assembled gear box clutch pulley that incorporates the original clutch bearing and clutch pulley.



Clutch Yoke Sub-Assembly Parts




Key	Part No.	Description	Replaces	Qty.
1	12-1486	Clutch Lever Assembly	12-100486	1
2	12-1370	Yoking Assembly	12-100370	1
3	12-1046	Clutch Shoe - standard	12-100146	1
	12-1047	Clutch Shoe - .030" oversize		
4	8-110	Clutch Lever Pin	12-100168-2	2
5	8-112	Clutch Yoke Pin	12-100168-3	2
6	8-116	Nylon Roller	Fits Quality #12-1486	5
	25-026	Ball Bearing	11-433000	1
7	8-117	Threed Pin	Fits Quality #12-1486 Clutch only	5
	6-045	X-Washer Pin	12-100318-2	5
	8-118	Threaded Pin	12-100487	5
8	8-113	Drive Pin	12-100447	2
9	9-140	Oilite Bearing	11-420008	5
10	4-8120	Snap Ring	11-530017-1	20
11	4-8115	Snap Ring	11-530015	20
12	8-114	4" Adjusting Screw	12-100257	5
	8-115	2-1/2" Adjusting Screw	12-102180	5
13	8-303	Compression Spring	12-100091	2

12-1370

Yoke and Bearing Assembly


Replaces 12-100370



A rigid well built clutch yoke, machined to exacting standards, complete with oilite bushings and steel pins installed.

Clutch Face Kits

Key	Part No.	Description	Replaces
1	12-8643	Pulley Facing	12-862864-3
2	12-8645	Drive Disc Facing	12-862864-5
Spare Rivets	11-3012	1/2" overall length	All rivets are packed 100 pc. per bag
	11-3011	9/16" overall length	




These linings do not contain asbestos.

Clutch Shoes

Replaces 12-100146

Part No.	Size
12-1046	Standard
12-1047	.030" Thicker

Fine grain steel blanks precisely ground to exact thickness dimensions. Oversized shoes can extend the working life of worn clutch drive discs.




Clutch Lever Assembly

12-1486

Replaces 12-100486

Features Quality's unique solid nylon roller

Includes Oilite Bearing



Fits all USA and Japanese machines.

12-8637

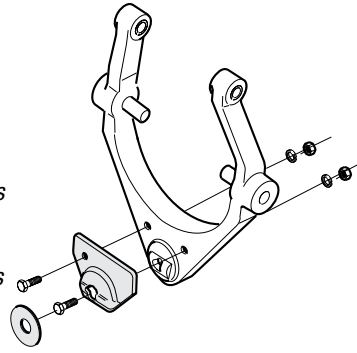
Yoke Repair Kit

Replaces 12-860672-000

Don't throw away a yoke just because the lower pivot point is worn flat.

Installation of this kit only takes a few minutes and saves an otherwise good part.

Note: 12-1370 Replacement Top Pivot Point Bushing



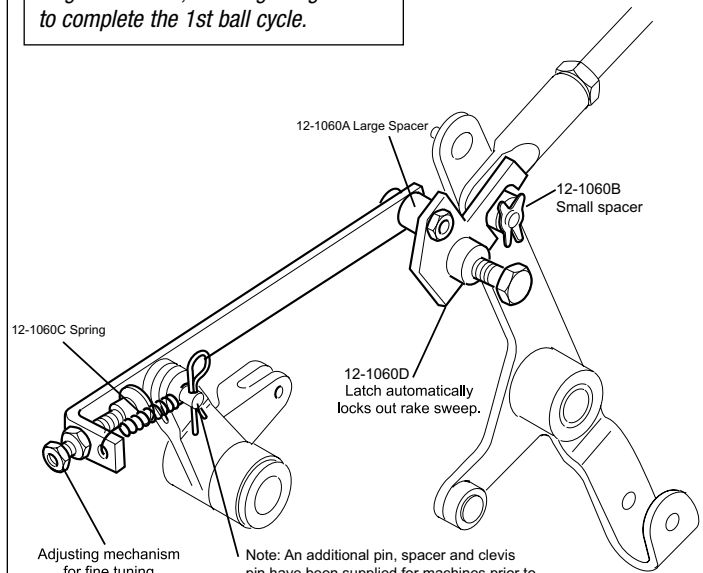
GREAT FOR OILY CONDITIONS

12-1060

Automatic Out-of-Range Assembly

Thousands have been sold. Eliminates machine calls, which are unnecessary where no "deadwood" exists. Especially effective in today's high oil environments.

Out-of-Range lever (12-100437) no longer functions, allowing the gear box to complete the 1st ball cycle.



12-4065

Plunger Lever Assembly

Replaces 12-100465



8-316 (not shown)

Plunger Lever Spring

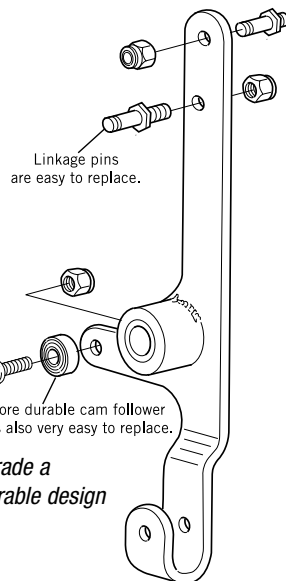
Replaces 12-102043

12-1041

Hook Selector

Replaces 12-100410

We have incorporated several improvements to this part over the original factory units.



Linkage pins are easy to replace.

Much more durable cam follower bearing is also very easy to replace.

Part No.	Description
12-1041D	Linkage Pin - Large
12-1041E	Linkage Pin - Small
25-064	Cam Follower Bearing

8-380

Selector Kit

All the parts that you would need to upgrade a Brunswick hook selector to this more durable design (some drilling and tapping required).

Kit Includes:

Part No.	Description	Part No.	Description
4-6414	Nut Hex Jam 5/16-18UNC (2 ea)	11-2300	X Washer (1 ea)
4-6707	Nut Centerlock 1/4-28UNF (1 ea)	11-2301	X Washer (1 ea)
8-334A	Stud (1 ea)	4-7264	Flat Washer (1 ea)
		25-064	Bearing (1 ea)
		12-1041E	Small Pin (1 ea)
		12-1041D	Large Pin (1 ea)

12-1032

Deck Lift Hook

Replaces 12-100832

Precisely machined cast aluminum alloy to provide controlled lifting and positive engagement with the lift pin.

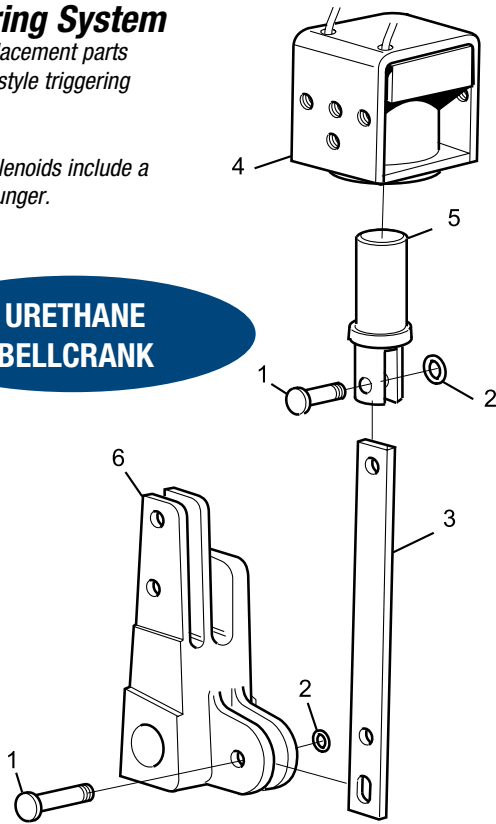


Triggering System

Various replacement parts for the A-2 style triggering system.

Note: All solenoids include a 10-6804 plunger.

URETHANE BELLCRANK



Key	Part No.	Description	Replaces	Qty.
1	8-190	Pin - Standard Length for Steel Bellcrank	10-229451	5
	8-191	Pin - Extra Long Length for Urethane Bellcrank		5
2	8-100	Rubber O-Ring	11-625538	25
3	8-322	Triggering Link	12-102363	5
4	10-6802	Solenoid 115v (60 hz)	10-688009	1
	10-6803	Solenoid 230v (60 hz)	10-688003	1
	10-6805	Solenoid 240v (50 hz)	(International)	1
5	10-6804	Plunger (Only)	10-688003-003	1
6	57-1236	Bellcrank (Urethane) includes O-Ring & Pin	12-102236	1

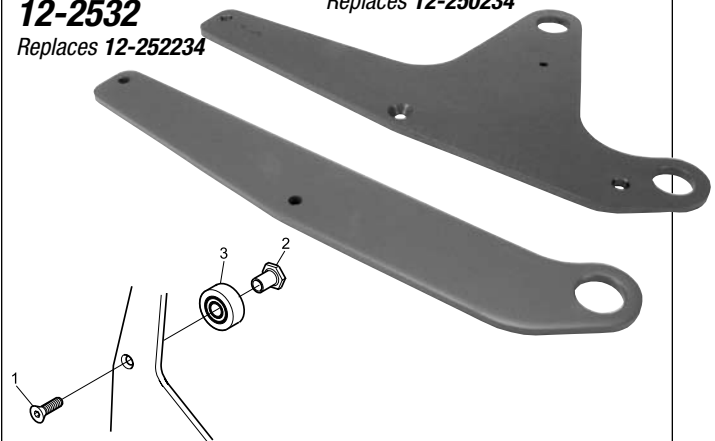
Cam Follower Arms

12-2530

Replaces 12-250234

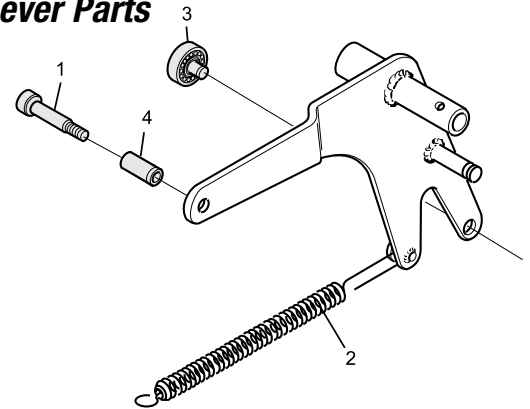
12-2532

Replaces 12-252234



Key	Part No.	Description	Replaces	Qty.
1	4-4325	Socket Head Cap Screw	11-007386	10
2	8-184	Bearing Mount Stud	12-250244	1
3	25-039	Cam Follower Bearing	11-460000	1

Reset Lever Parts




Key	Part No.	Description	Replaces	Pkg. Qty.
1	8-119	Stripper Bolt	11-106504-001	2
2	8-301	Tension Spring	12-100047	1
3	25-071	Stud Bearing (rivet type)	11-436001	1
4	7-210	Steel Roller	12-100030-005	2

12-1067

Clutch Release Link (180° Link)

Replaces 12-100229 and 12-862867

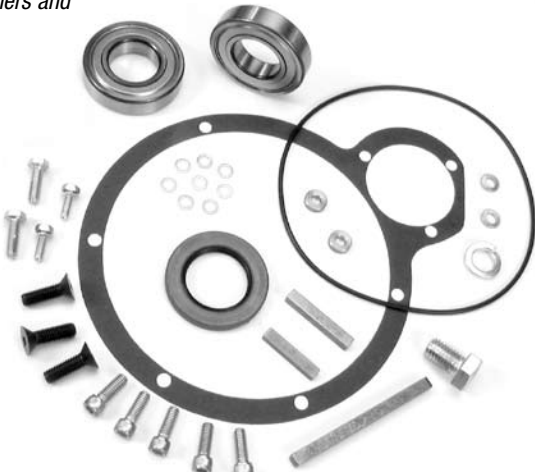


We are happy to have a direct replacement for the original and later 180° links.

12-8020
1 to 1 Rebuild Kit

Replaces 12-862859

All the small items that you will need when rebuilding and installing a 1 to 1 Assembly. Kit includes bearings, seals, gaskets, keys, o-rings, copper washers and hardware.
Easy!



12-6000
"The Organizer"

An assortment of X washer pins, oilite bearings and steel spacers arranged in compartmentalized steel boxes. Each box stores away on bearing mounted slides for easy access.

440 pieces of 28 different items.

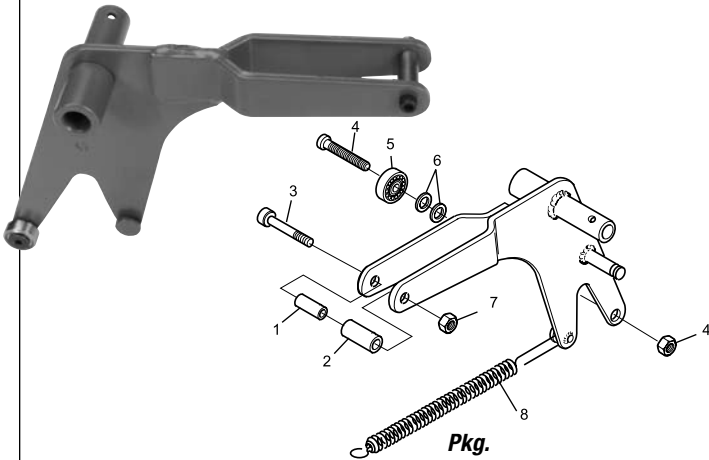


12-6010
Cabinet with Drawers and Compartments Only

12-1076
Clutch Reset Lever Assembly

Replaces 12-102176

Our lever incorporates a full yoke design that eliminates the twist problem that breaks the factory supplied units. In addition, the roller bearing is attached with a bolt, making bearing replacement much easier.



12-8627
Cover & Pin Kit

Replaces 12-860628-002

Keep your deck, detector, and rake operating smoothly and leak-free.

This kit includes everything you need for proper installation: Cover and Pin, Oil Seal, Bearing, Paper Gasket, Rubber O-Ring, and Copper Mounting Gasket.



Key	Part No.	Description	Pkg. Qty.
1	7-211	Inner Spacer	1
2	7-210	Steel Roller	2
3	4-3108	Soc. Hd. Cap Screw	1
4	8-334	Brg. Stud & Nut Kit	5
5	25-064	Ball Bearing	1
6	4-7264	Shim Washer	10
7	4-6213	Nylock Nut 10-24	25
8	8-301	Tension Spring	1

Scotch Yoke Plate & Block 12-1020 Plate

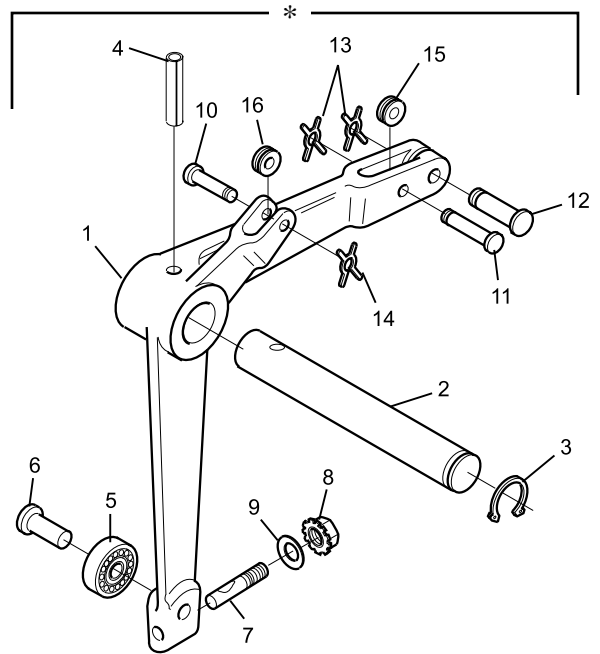
Replaces 12-102816

A direct replacement for the Scotch Yoke plate.



Part No.	Description	Replaces	Pkg. Qty.
8-335	Cam Lever Complete Assy.	12-102791	1
8-336	Deck Hook Camp Lever	12-102792	1
4-8158	Cam Lever Shaft	11-532003-1	20
4-6420	Snap Ring	11-125208-1	25

Deck Hook Cam Lever Assembly



Key	Part No.	Description	Replaces	Pkg. Qty.
*	12-1179	Cam Lever Complete Assy. <i>(includes all parts as shown)</i>	12-100242	1
1	12-1178	Deck Hook Cam Lever <i>(includes special clamp pin assy.)</i>	12-100178	1
2	12-1180	Cam Lever Shaft	12-100072	1
3	4-8140	Snap Ring	11-530027	5
4	4-8286	Roll Pin	11-360568	10
5	25-027	Bearing	11-435001	1
6	8-182	Bearing Stud	12-100069	2
7	8-183	Clamp Pin	---	2
8	4-6312	Locknut	11-176000-001	20
9	4-7264	Flat Washer	---	10
10	6-130	X Washer Pin	12-100166-024	5
11	6-135	X Washer Pin	12-100166-022	5
12	6-220	X Washer Pin	12-100166-027	5
13	11-2300	X Washer	11-230000-001	25
14	11-2301	X Washer	11-230001-001	25
15	8-176	Spring Roller	10-376010	5

12-1054 Stud

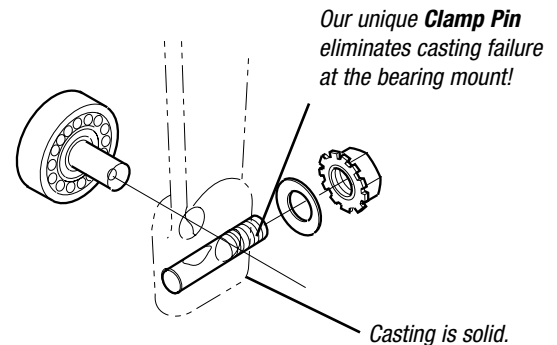
Replaces 12-102754

Hardened and ground alloy steel stud. Be sure to have at least one on hand at all times. For machines with scotch yokes (A-2s).



12-1055 Stud Replacement Kit

Part No.	Description	Replaces
12-1054	2 to 1 Stud (only)	12-102754
25-075	Roller Bearing (only)	11-450101
12-1055	Stud Replacement Kit (includes stud, bearing, special washers, cap screws, etc.)	

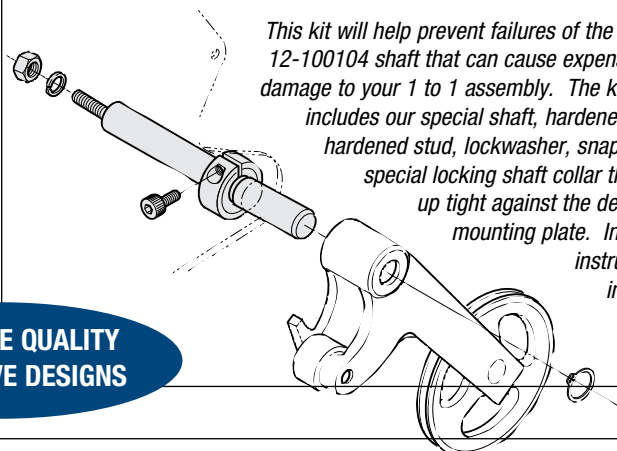


12-1105 Collars - Package of 5



Now available separately - the locking shaft collar (as shown) in two-piece style that can easily be installed on your existing cam follower shafts without removing them. The collar prevents the shaft from sliding out of the 1 to 1 mount plate in the event of a bolt failure. It also will relieve some of the stresses normally applied to the bolt that causes failure.

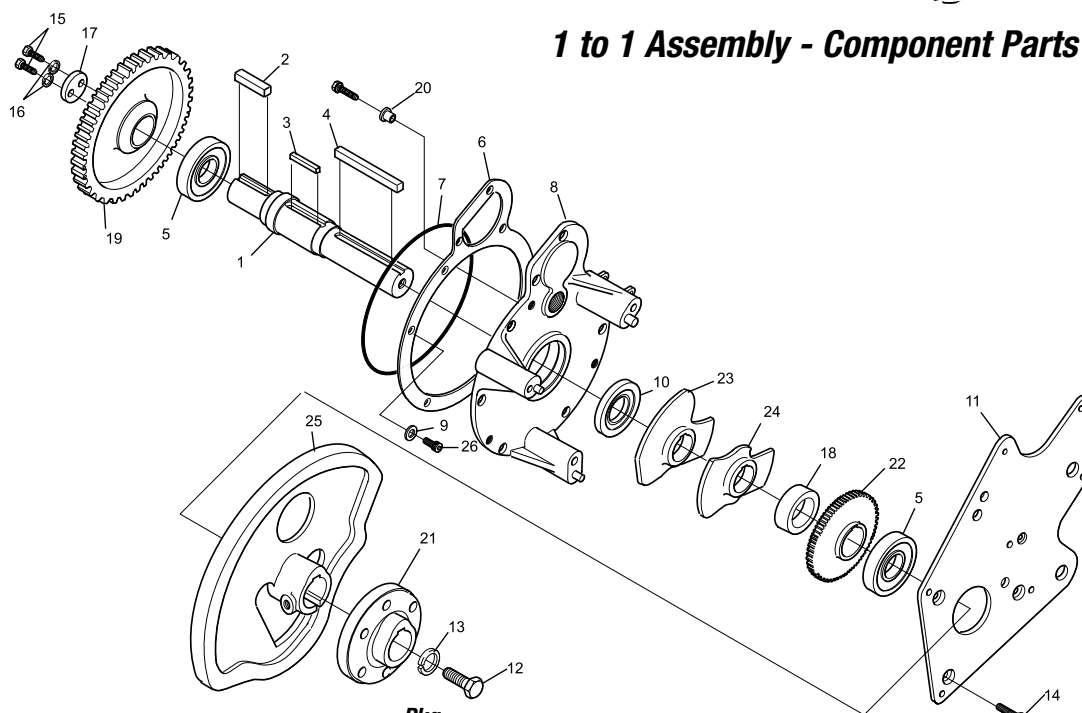
12-1104 Cam Follower Shaft Kit



This kit will help prevent failures of the 12-100104 shaft that can cause expensive damage to your 1 to 1 assembly. The kit includes our special shaft, hardened nut, hardened stud, lockwasher, snap ring and special locking shaft collar that fits up tight against the detector mounting plate. Installation instructions included.

**TWO MORE QUALITY
INNOVATIVE DESIGNS**


1 to 1 Assembly - Component Parts



Key	Part No.	Description	Replaces	Pkg. Qty.	Key	Part No.	Description	Replaces	Pkg. Qty.
1	12-1130	1 to 1 Shaft	12-100130	1	14	4-4163	Fit. Hd. Soc. Cap Screw	11-007346-1	10
2	4-8520	Key (square 2")	12-100187-7	5	15	4-2130	Hex Hd. Cap Screw	11-001264-1	25
3	4-8510	Key (rectangle)	12-100164	5	16	4-7115	Lockwasher	11-195015-1	25
4	4-8525	Key (square 4-1/8")	12-100187-8	5	17	8-265	Shaft Washer	12-100223	1
5	25-009	Bearing (2 required)	11-430011	1	18	8-321	Spacer (A-2s)	12-102123	1
6	12-8021	Paper Gasket	12-100339	5	19	12-1040	Spur Gear	12-100140	1
7	12-8022	Rubber O-Ring	11-625530	2	20	8-266	Bearing Keeper	12-100433	2
8	12-8627	Cover & Pin Kit	12-860628	1	21	12-1045	Rake Cam Hub	12-100045	1
9	8-128	Copper Gasket	12-100344-2	25	22	12-1068	Detector Drive Gear	12-100068	1
10	8-129	Oil Seal	12-100088	1	23	12-1122	Extended Cycle Cam	12-100122	1
11	12-1027	Plate	12-100207	1	24	12-1123	Extended Cycle Cam	12-100123	1
12	4-2218	Hex Hd. Cap Screw	11-001664-1	1	25	12-1828	Cam (Lowering Link)	12-100828-2	1
13	4-7119	Lockwasher	11-195020-1	25	26	12-1829	Cam (Scotch Yoke)	12-102794	1
						4-3138	Soc. Hd. Cap Screw	11-005263-1	10

Extended Cycle Cams

The factory cams have a tendency to break easily due to casting brittleness. We machine our cams from solid steel bar stock and heat treat them for wear resistance to eliminate the problem.

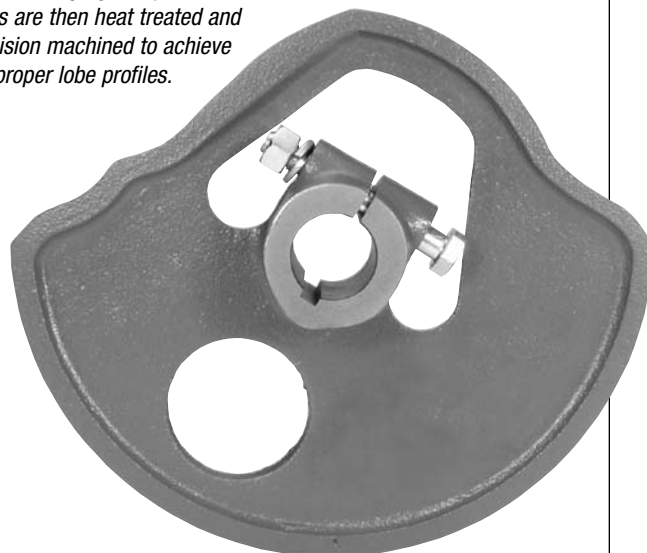


**SOLID
STEEL**

Key	Part No.	Replaces
1	12-1122	12-100122
2	12-1123	12-100123

Moving Deck & Scissor Cams

Cast from high grade pearlitic iron, these cams are then heat treated and precision machined to achieve the proper lobe profiles.



Part No.	Style	Application	Replaces
12-1828	Split Hub	Gear boxes equipped with old style deck lowering links on the 2 to 1 (typically Model A's, some JetBacks & A-2s)	12-100828-2
12-1829	Split Hub	Gear boxes equipped with Scotch Yokes on the 2 to 1 (typically factory A-2s, some field converted A-2s & some JetBacks)	12-102794

12-1068

Detector Drive Gear

Replaces 12-100068

Exact replacement for the detector drive gear. Hub is carefully machined to achieve proper fit on shaft.



12-1040

Spur Gear

Replaces 12-100140

Exact replacement for the spur gear. Hub is carefully machined to achieve proper press fit on shaft.




12-1027

1 to 1 Mount Plate

Replaces 12-100207

An exact replacement for the detector mount plate. All holes are precision drilled on a CNC milling machine.




12-1130

1 to 1 Main Shaft

Replaces 12-100130

Machined from tough alloy steel. All bearing & cam journals are precision ground for proper fit. Keyways milled deep enough to accommodate all vintages of extended cycle cams.




12-1031

Moving Deck Cam Follower

Replaces 12-100313

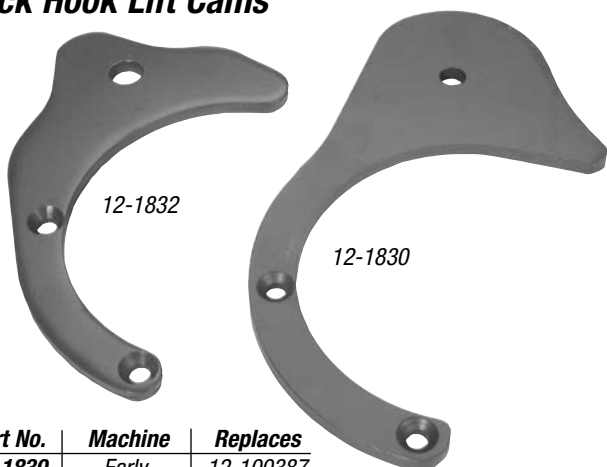
An improved design for the moving deck cam follower arm. Our improvements to the original design include a strengthened and flame hardened block-out tip to reduce wear and breakage.

Proper fit on all vintage pinsetters.



**9-730
Oilite Bearing**

Deck Hook Lift Cams



Part No.	Machine	Replaces
12-1830	Early	12-100387
12-1832	Late	12-100831

12-1090

2 to 1 Main Shaft

Replaces 12-100829-000
12-100900-092

2 to 1 main shaft that will properly fit all vintages of pinsetter




12-1016

Oil Drip Pan - Extra Large

Replaces 12-100316

A great improvement over the standard gear box drip pan. This unit is 3" wider (catches drips from 2 to 1) and 4" longer (catches drips from clutch assembly).


Also includes a removable collection jar and two separate back mounting tabs (keeps pan level).



12-1107

Grade 8 Stud

As in our complete kit (12-1104), the stud attaches the cam follower shaft to the gear box housing (replaces the 5/16 bolt). The stud is first installed in the shaft (the threads extend into the shaft much further than the bolt for extra holding power) then the shaft and stud are installed onto the gear box using a high strength 5/16 nut.



38-1079

Spring Compressor

A handy device that provides you with a safe and easy method of replacing springs, cables and switch actuator pins in the deck jam tube assembly. May be mounted on a bench or in the jaws of a vice. Safety rod retains springs, keeping them in control until all pressure is relieved.

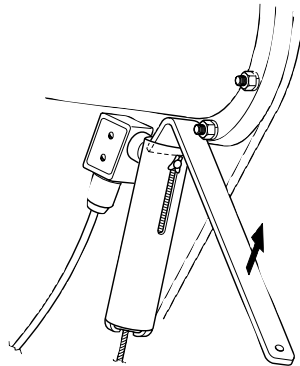


38-2008

Spring Compressor

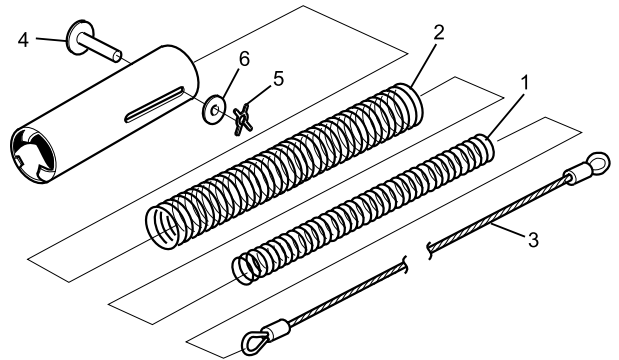
This tool enables the mechanic to easily perform one of the most important jobs on the pinsetter, checking the deck jam microswitch.

Simply position the bar into the end of the cable tube assembly as shown and pull back. This action pushes the actuator pin down and away from the switch causing a blackout (if the switch is working properly). If a blackout does not occur, your deck jam microswitch needs to be serviced. Failure to maintain deck jam switches can cause expensive problems!



See page 92 for micro switch kits.

Deck Jam Tube Assembly



Key	Part No.	Description	Replaces	Pkg. Qty.
1	12-1081	Spring (inner)	12-100481	1
2	12-1082	Spring (outer)	12-100482	1
3	32-1080	Deck Cable	12-100280	1
4	8-186	Actuator Pin (cast tube)	12-100078	1
	8-187	Actuator Pin (rolled tube)	12-100483	1
5	11-2301	X- Washer	11-230001-1	25
6	4-7221	Flat Washer	11-190010	25

38-7523

Gear Box Lube Oil - Heavy Duty

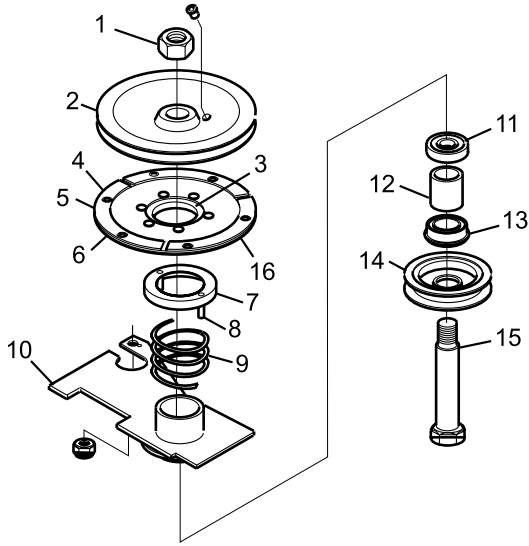
Use on pinsetters with electronic time delays (A-2s)

High grade lubricating oil for your gear boxes. Packaged in 6 easy pour 1 quart plastic bottles to the case (1-1/2 gallon total package quantity).

This oil is blended with anti-drip agents to help minimize oil seepage from worn seals and cracks.



Turret Clutch Sub-Assembly



Key	Part No.	Description	Replaces	Pkg. Qty.
1	4-6527	Jam Nut L.H.	11-125265-1	10
2	12-1520	Top Pulley	12-150220	1
3	9-780	Oilite Bearing	12-150154	1
4	12-8618	Friction Disc	12-860804	1
5	12-8605	Clutch Facing Kit	12-860805	1
6	8-132	Carbon Plugs	12-150239	25
7	8-134	Spring Guide Assembly	12-150004	1
8	4-8215	Roll Pin	11-345161	25
9	8-136	Compression Spring	12-150222	1
10	12-1558	Slide Plate	12-150258	1
11	25-020	Bearing	11-431006	1
12	7-955	Spacer	12-150217	1
13	25-022	Bearing (with Snap Ring)	11-431010	1
14	12-1519	Pulley (Offset Hub)	12-150219	1
	12-1506	Pulley (Centered Hub)	12-150306	1
15	12-1516	Drive Shaft	12-150216	1
16	11-3001	Rivets	11-300001-1	100

12-1520

Turret Clutch Top Pulley

Replaces 12-150220

Now made of tough heat treated chromium iron for long life.



12-1558

Slide Plate

Replaces 12-150258

Instead of riveting this part together, we have chosen to weld it, virtually creating a one-piece product. This does away with indexing problems that can occur with a loose assembly.



Turret Clutch Drive Pulleys

Case hardening makes these pulleys almost impossible to wear out!

12-1519 replaces the older offset hub units while the 12-1506 is designed to replace the two-piece sheet metal types found on later machines.



Key	Part No.	Replaces
1	12-1519	12-150219
2	12-1506	12-150306

Turret Clutch Assembly

A complete turret clutch assembly, ready to install.

Includes our popular UHMW clutch facings (12-8605).



Our Part No.	Pinsetter Description	Lower Belt Pulley
12-1500	12,844 to 61,194	Offset
12-1501	61,195 and up	Centered


Friction Disc Assembly & Facings

Part No.	Description	Replaces
12-8605	UHMW Plastic Facing Kit	12-862864-002 12-860805
12-8618	Friction Disc Assembly	12-860804

Our high temp UHMW plastic facings are quickly making everything else on the market obsolete!


STOP THE SQUEALING!

Won't glaze, melt or squeal!



12-1538
Turret Delay Gear
 Replaces 12-150138

Our 12-1538 gear has flame hardened wear points to eliminate the multiple indexing problems that can occur as a result of premature wear. The stepped shaft, 8-131, has been equipped with an oil fitting to provide a convenient means of lubrication for the sleeve bearings in the Turret Delay Gear.



8-131
Turret Delay Shaft
 Replaces 12-150254

9-675
Oilite Bearings

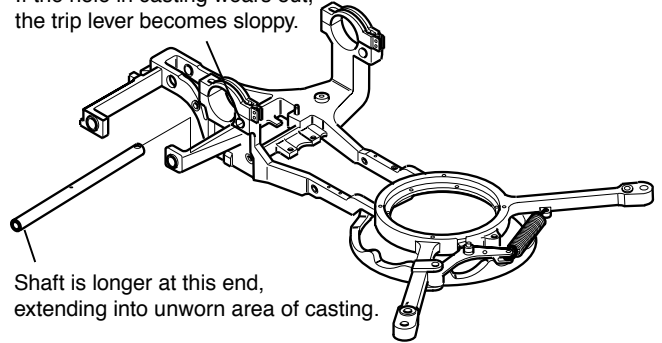
Oil Fitting allows shaft lubrication

12-1569
Trip Lever Shaft - Special
 Replaces 12-150069

Solves indexing problems caused by worn hole in turret frame casting. Shaft is longer, allowing it to extend further into turret frame.

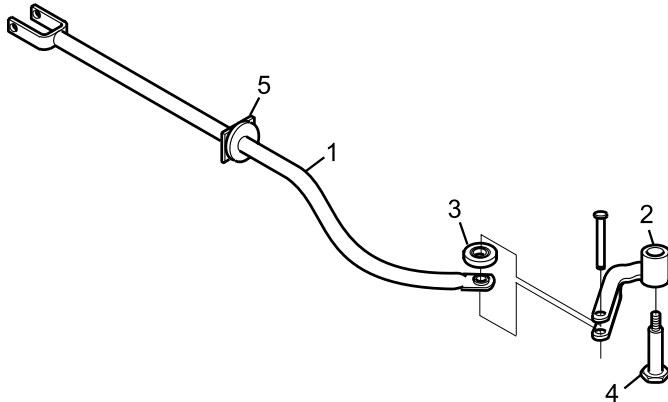


If the hole in casting wears out, the trip lever becomes sloppy.



Shaft is longer at this end, extending into unworn area of casting.

12-1535
Long Link Assembly
 Replaces 12-150287



Key	Part No.	Description	Replaces
1	12-1534	Long Link (Only)	12-150234
2	12-1579	Lever Assembly	12-150279
3	8-328	Roller & Bearing Assembly	12-150226
4	8-142	Shoulder Stud	12-150247
5	8-194	Bumper, Package of 5	12-150142-3
6	6-160	X-Washer Pin	12-150158-6

12-1540 (Standard Size Holes) - Replaces 12-150040
12-1541 (Oversize Holes)
Turret Rings

There are two models of Turret Rings available. The 12-1540 is manufactured to original factory specifications. Our other model, 12-1541, is modified to provide larger tapped holes (1/4-20) for the mounting of your center chute.

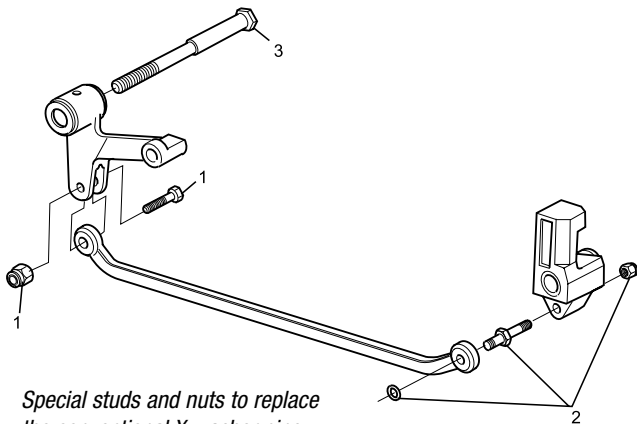
Buyers of 12-1541 please note: you will be required to enlarge (drill out) the holes in your center chute flange and your lower pin guide plate in order to accommodate the larger cap screws. Recommended drill size is 17/64". New cap screws are provided with 12-1541 Turret Ring.



Part No.	Description	Replaces	Pkg. Qty.
11-5750	Turret Ring Ball Bearings	11-575093	10

Short Link Studs

Key	Part No.	Description	Pkg. Qty.
1	12-1587	Bellcrank Pin & Nut	5
2	12-1588	Latch Pin, Nut & O-Ring	5
3	8-138	Bellcrank Pivot Stud (replaces 12-150252)	1



Special studs and nuts to replace the conventional X washer pins.

Eliminates the wear problems that normally plague the latch and bellcrank pin holes.

12-1589

Short Link - Improved Design!

Replaces 12-150289-000

Sleeve Bearings for old style are still available in packages of 10, order 9-965.



12-1510

Torsion Latch

Replaces 12-150011

A direct replacement for the torsion latch.


9-670

Oilite Bearings

Replaces 11-421065



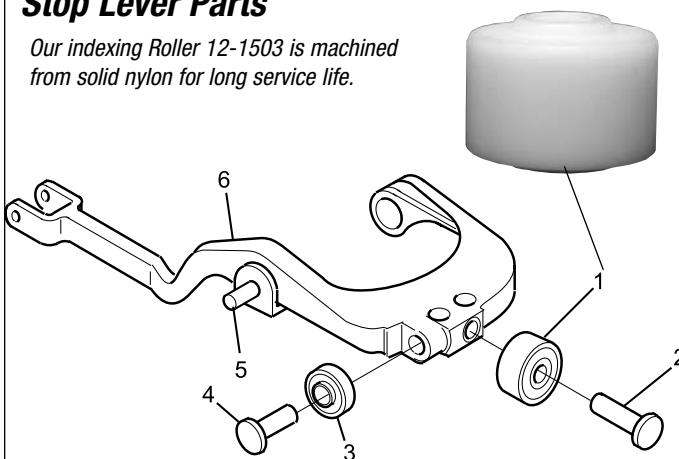
Blocking Fingers & Springs



Key	Part No.	Description	Replaces
1	12-1576	Restricted Drop Link Blocking Finger L.H.	12-150176
2	12-1502	Full Deck Blocking Finger R.H.	12-150200
3	12-1502E	Bumper	12-150142-002

Stop Lever Parts

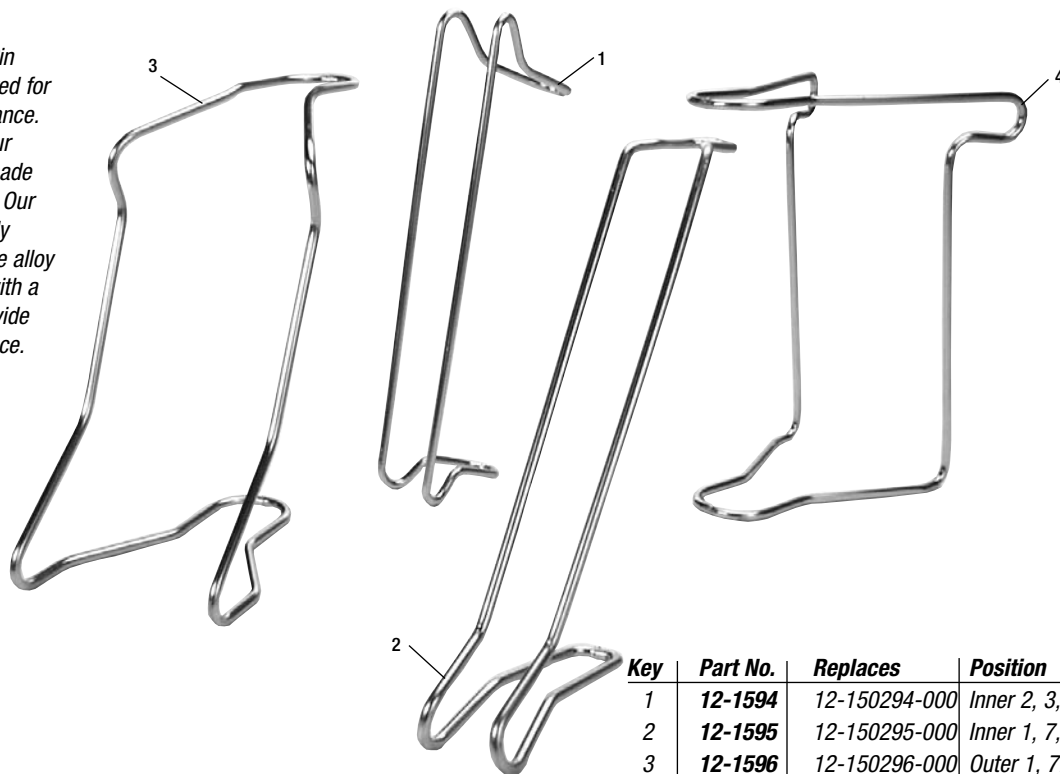
Our indexing Roller 12-1503 is machined from solid nylon for long service life.



Key	Part No.	Description	Replaces	Pkg. Qty.
1	12-1503	Indexing Roller	90-150303	1
2	8-140	Roller Stud	12-150056-2	1
3	25-051	Bearing	11-500001	1
4	8-141	Roller Stud	12-150056-3	1
5	8-145	Pin (Hardened)	12-150236	1
6	12-1013	Turret Stop Lever Assembly	12-150013	1

Pin Guides

High-grade alloy steel Pin Guides. Hard nickel plated for exceptional wear resistance. Don't risk damaging your pins with guide wires made from inferior materials. Our guide wires are precisely formed using high-grade alloy steel and then plated with a hard nickel plate to provide additional wear resistance.



Key	Part No.	Replaces	Position
1	12-1594	12-150294-000	Inner 2, 3, 4, 6, 8, 9
2	12-1595	12-150295-000	Inner 1, 7, 10
3	12-1596	12-150296-000	Outer 1, 7, 10
4	12-1597	12-150297-000	Outer 2, 3, 4, 6, 8, 9

12-1508 Steel Center Chute

Replaces 12-150108


This steel center chute is a direct replacement for the OEM center chute. The inner surface is polished prior to being painted to ensure there are no blemishes that could scratch your pins.



12-1525 Steel Center Chute Repair Kit

Replaces 12-150109

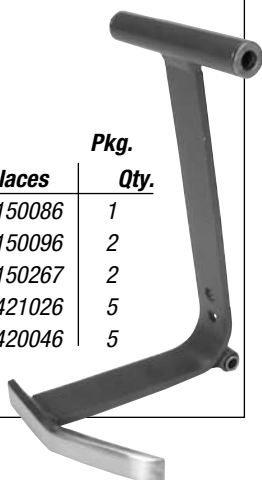
Only need to repair the bottom plate on your steel center chute? This slightly thicker replacement plate can be welded to your broken center chute.



12-1586 Interlock Probe

Improved fit on all vintages of pinsetters

Part No.	Description	Replaces	Pkg. Qty.
12-1586	Interlock Probe Assembly	12-150086	1
8-326	Tension Spring	12-150096	2
7-905	Spacer	12-150267	2
9-570	Flanged Oilite Bearing	11-421026	5
9-035	Sleeve Oilite Bearing	11-420046	5



12-1581 Turret Clamp

When replacing turret wires, tired of juggling the wires, clamps, cushions, and the hardware? This clamp has a welded stud making assembly a breeze. One wrench is all you'll need! Another product designed by mechanics, for mechanics!



A complete line of deck chutes



Urethane Chutes are back... and better than ever!

With coefficients of friction lower than any other urethane deck chute on the market, you may just forget what a pin jam is. These chutes also exhibit the long life of urethane so they will also outlast any other deck chute on the market. The multi position deck chute has 6 mounting hole locations for your installation preference.

Urethane

Part No.	Pin Position
90-2802U	#1
90-2803U	#7 & #10
90-2837U	#5
90-2820U	#2, #3, #4, #6, #8 & #9

Coefficient of friction (C.O.F.) is the most important factor in regard to Deck Chute performance.... Our chutes maintain the lowest C.O.F. in the industry. We can serve ALL your deck chute needs !!!!

Teal-Poly Deck Chute

The best value (low-cost) Deck Chute available on the market. Our special formula of Polypropylene was developed by the leaders in the Plastics Industry to provide the maximum performance. These Deck Chutes are molded in highly automated computer controlled presses to ensure you receive the best possible "Poly" Chute available. The #1 pin and #7, 10 pin chutes now offer larger mounting holes for easier installation. There are no other deck chutes produced today that even come close to utilizing the manufacturing technology of the "Teal-Poly" chutes!

Part No.	Pin Position
12-2864B	#1
12-2864	#7 & #10
12-2895	#5
12-2894	#2, #3, #4, #6, #8 & #9

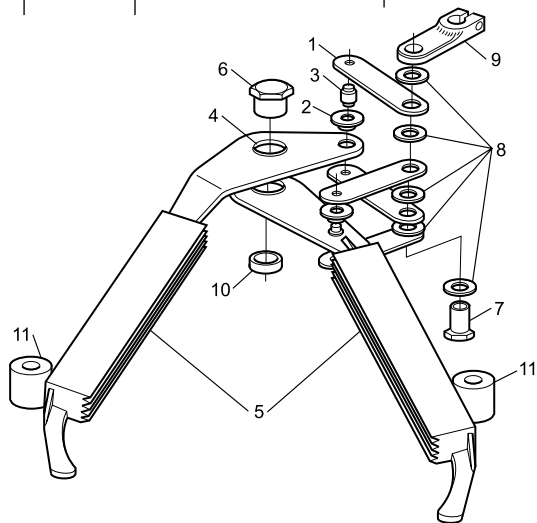
12-2850 Deck Chute Inserts



An excellent product to reduce the possibility of pins jamming just below the skirt of the deck chute. This hard nylon insert adheres to your deck to create a slick spot at the bottom of your chute and prevents the wedging action that can cause a pin to stick. This product also minimizes pin damage from the pin contacting your aluminum deck. Simple, but very effective! Comes in convenient packages of 5.


Scissor Arm Sub-Assembly

Key	Part No.	Description	Replaces	Pkg. Qty.
1	8-150	Link	12-200026	10
2	9-950	Iron Oilite Bearing	12-200105	5
3	8-151	Shoulder Pin	12-200027	10
4	9-960	Iron Oilite Bearing	12-200104	5
5	12-2120	Scissor Pad (Rubber)	12-200120-004	1
	58-2120	Scissor Pad (Urethane)	12-200120-004	1
	90-2120	Cross Biased (Urethane)	12-200120-004	1
6	8-153	Stud	12-200029	1
7	8-154	Shoulder Pin	12-200028	1
8	8-155	Nylon Washer (.020")	12-200031-004	25
9	8-157	Drag Link	12-200039	1
10	8-152	Pivot Washer	12-200059-002	10
11	8-156	Bumper (Urethane)	12-200032	10



Deck Shield Mount Repair Kits

Having loose or missing Deck Shields can send a very bad message to your customers about the maintenance of your pinsetters and your center. We have convenient, bolt-on repair kits that allow you to securely attach your deck shields to your deck posts without welding, drilling or tapping. Not only does this kit include the parts necessary to repair your deck post mounting brackets, we also include a reinforcing mounting plate and hardware to repair your deck shield if they have become broken or worn.



Part No.	Description
12-2001	Round Post - Upper Bracket
12-2002	Square Post - Upper Bracket
12-2003	Square Post - Lower Bracket 7 pin side
12-2004	Square Post - Lower Bracket 10 pin side

Scissor Pads

Replaces 12-200120-004

We offer you three alternatives for your scissor pads. Choose from our most economical neoprene rubber, long lasting urethane or our cross biased urethane which provides the **most exact pin placement available**. All three are easy slip-on design.



12-2120
Neoprene Rubber



90-2120
Cross Biased Urethane




58-2120
Standard Urethane

12-2860

Moving Deck


Replaces 12-862117

Common with the Brunswick die cast deck. The die cast design is reinforced in all high stress areas to provide optimum strength.



Stainless Steel Scissor Arms

Key	Part No.	Description	Replaces
1	12-2016	Long Arm with Pad	12-200016
2	12-2017	Long Arm without Pad	12-200017-092
3	12-2018	Short Arm with Pad	12-200018
4	12-2019	Short Arm without Pad	12-200019-092
5	12-2020	Complete Assembly	12-200016-091



12-2022


Scissor Spring

Replaces 12-200022



Deck Rollers

Replaces 90-200114



Quality Bowling offers two different brands of deck rollers, both of them excellent products.

Part No.	Description	Replaces
12-2014	Neoprene rubber, complete assembly including hub & oilite bearing	12-200114
12-2015	Neoprene rubber, roller only, re-use your old hub & bearing	12-200115
57-2014	Urethane, complete assembly including hub & oilite bearing	90-200114
57-2015	Urethane, roller only, re-use your old hub & bearing	90-200115
9-925	Iron Oilite Bearing, package of 5	11-423000
6-320	X Washer Pin, package of 2	12-100166-031
11-2302	X Washers, package of 25 (5/32")	11-230002-001

Urethane Foam Deck Pads

These urethane foam deck pads are **TESTED to withstand over one million cycles.** Sold in convenient packages of 10.



12-8570 Glue-on Deck Pad
12-8571 Bolt-on Deck Pad

12-2169 "HOT SHOT" Deck Pads

Our famous deck pad constructed of solid Neoprene rubber. The pad is built with permanently mounted threaded studs protruding from the rim to make installation easier.

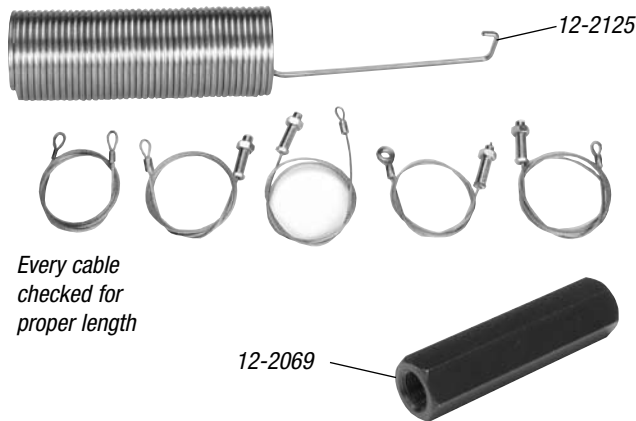


Note: Deck Pads packed in boxes of 10 pieces with hardware.

Part No.	Description	Pkg. Qty.
38-2169	Drilling Template (for drilling older decks)	1

Deck Cable Assemblies

Produced from 7 x 19 strand aircraft cable that is cut and assembled with custom fittings to meet the various pinsetter applications.



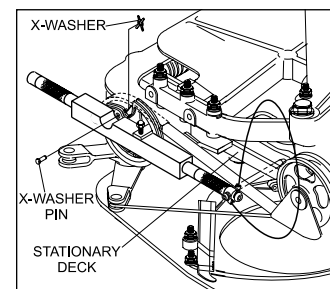
Every cable checked for proper length

Part No.	Length	Application	Replaces
32-1080	41-1/2"	Moving Deck Control Cable	12-100280
32-2662	43-11/16"	Upper Scissor Cable	12-200066-2
32-2663	45-11/16"	Upper Moving Deck Cable	12-200066-3
32-2664	36-1/8"	Lower Moving Deck Cable	12-200066-4
32-2067	31"	Lower Scissor Cable	12-200067
12-2069		Turnbuckle (special solid hex steel)	12-200069
12-2125		Keeper Spring (moving deck cables)	12-200125

Torsion Spring Tool

This tool is indispensable when replacing the moving deck cable.

- Provides a firm "two-handed" grip to wind or unwind the moving deck torsion spring.
- A clamp secures the tool to the deck drive pulley for safety
- Zinc plated - will not rust!



Part No.	Description	Pkg. Qty.
38-4100	Torsion Spring Tool	1

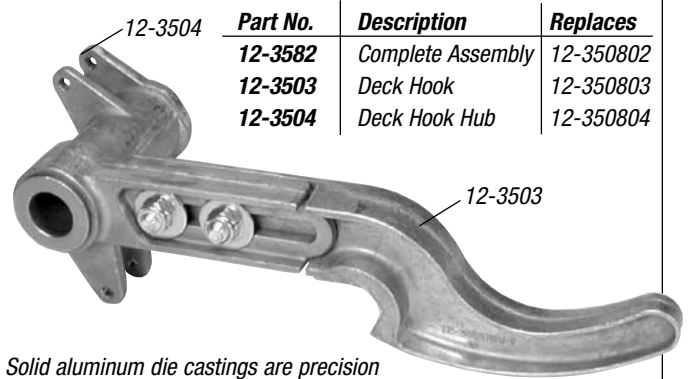
Deck Lift Stabilizer

The original style and still the best. Individual parts for your repair needs are listed below.



Part No.	Description	Replaces
12-3512	Threaded Tube	12-350122-2
12-3513	Rod End R.H. Thread	12-350122-3
12-3514	Rod End L.H. Thread	12-350122-4

Deck Hook Assembly




Part No.	Description	Replaces
12-3582	Complete Assembly	12-350802
12-3503	Deck Hook	12-350803
12-3504	Deck Hook Hub	12-350804

Solid aluminum die castings are precision machined to produce this long lasting deck hook assembly.

12-2129 Deck Post Pin

Replaces 12-200129



Machined from high strength alloy steel.

Aluminum Spotting Fingers

Prime grade aluminum alloy, heat treated for surface toughness.



Part No.	Description	Replaces
12-2092	Right-Hand	12-200892-000
12-2093	Left-Hand	12-200893-000

Prime grade aluminum alloy is anodized to provide the superior strength and durability.

Improved fit on all vintages of pinsetters

12-2126 Moving Deck Wheels

Replaces 12-200126

Our wheels feature a replaceable ball bearing and a heat treated outer shell for durability. Can be used on all machines #18001 and up.



Geneva Cams

Our precision machined Geneva Cams are hardened to resist wear to prevent moving deck shifting which can cause your pins to wobble upon placement.



Part No.	Description	Replaces
12-2035	7 Pin Side L.H.	12-200035
12-2036	10 Pin Side R.H.	12-200036

12-3521 Deck Lift Shaft

Replaces 12-862581

A heavy duty replacement for the original deck lift shaft. All steel construction, this product is assembled on a welding fixture of very high precision in order to provide a proper fit and easy installation. Comes to you complete with the ball and roller bearings included and installed.



Don't risk installing a used shaft that may be days away from failure!

12-2523

Rake Board Assembly

Replaces 12-252374



Part No.	Description	Replaces
12-2526	Gray Rake Board Only	12-252373
12-2572	Gray Rubber Cushion Only	12-252372

Rake Repair Kit

A very easy kit to install. We take solid aluminum bar and machine it to fit inside a rake shaft tube nice and snug. The aluminum is very strong but easy to drill through.

SOLID ALUMINUM



Part No.	Application	Diameter	Replaces
12-8607	American Machines	1-1/4"	12-860607
J-8607	Japanese Machines	31 mm	12-860665

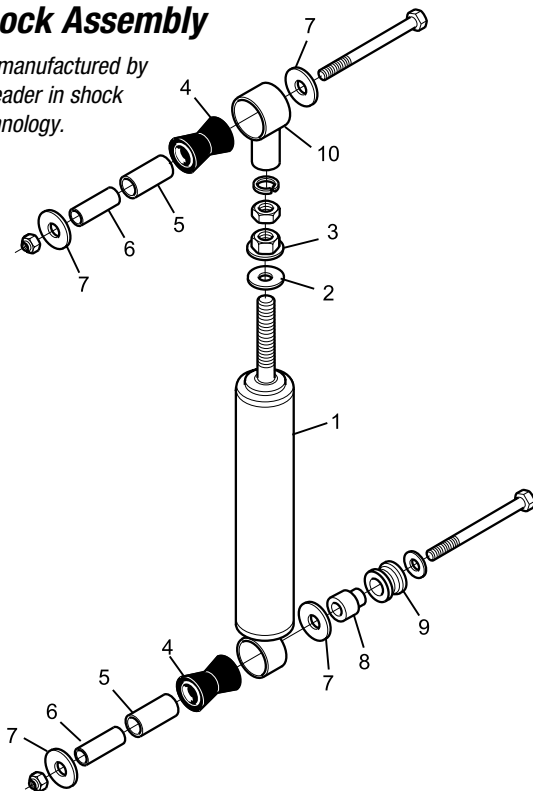
12-2524

Sweep Rod (Not Shown)

Replaces 12-252024-004 (Also Called "Rake Lift Arm Rod")

Rake Shock Assembly

Our shock is manufactured by Monroe the leader in shock absorber technology.



Key	Part No.	Description	Replaces	Pkg. Qty.
1	12-2538	Shock Absorber - Complete	12-252338	1
2	8-170	Nylon Bumper	12-252342	5
3	8-171	Flanged Nut	11-131510-1	5
4	12-2589	Rubber Bushing	12-250189	5
5	9-815	Bronze Bearing	12-250075	2
6	7-435	Steel Spacer	12-250011-2	2
7	4-7302	Fiber Washer	12-250076-2	10
8	8-174	Stepped Spacer	12-250197	2
9	8-175	Spring Roller	10-376009	2
10	12-2533	Rod End	12-252338-3	1

12-2540

Rake Shock Kit

Replaces 12-252382

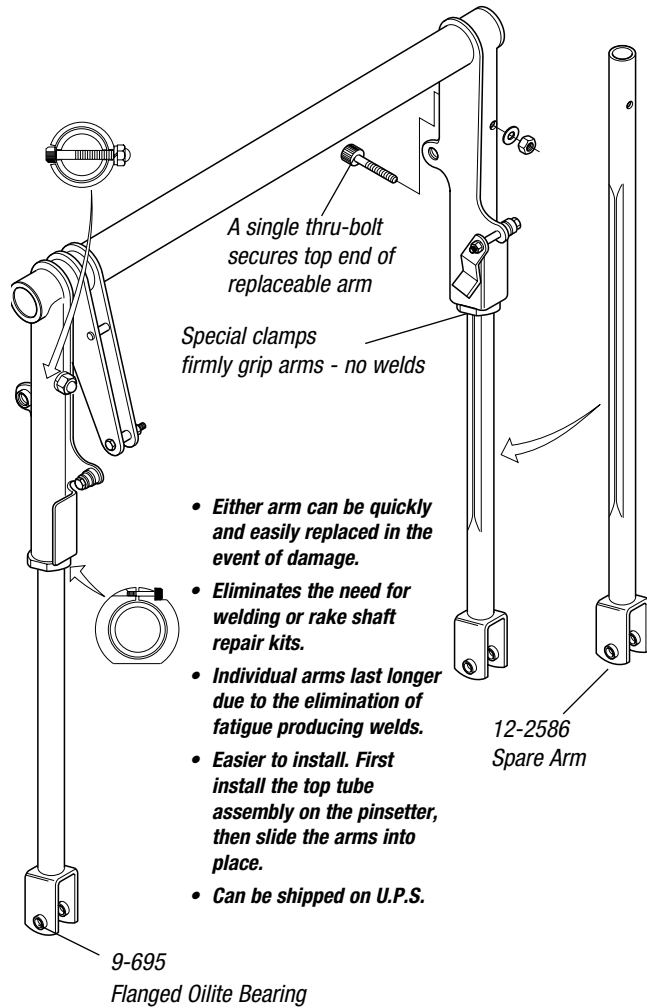
All of the hardware, spacers, rubber mounts, oilites and bumpers that a mechanic needs when installing a rake shock assembly. (Does not include shock.)

12-2585

Rake Shaft Assembly

Replaces 12-862186

Part No.	Description
12-2585	Rake Shaft Assembly (Complete)
12-2586	Spare Arm Assembly (Fits either side of our 12-2585 Rake Arm)
9-695	Flanged Oilite Bearing



Rake Lift Arm Bushings

Part No.	Replaces
12-2590	12-250092 & 12-250091 & 12-252092



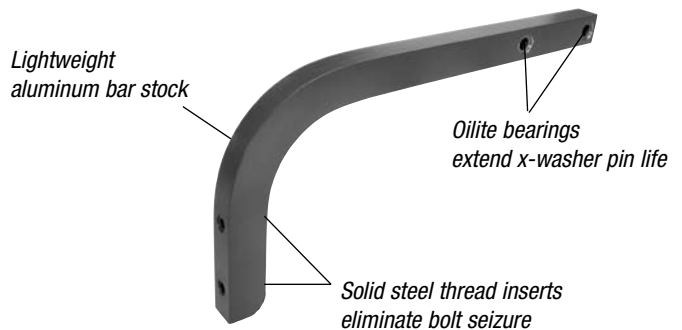
A tough urethane bushing fitted with an oilite sleeve bearing for the Rake Lift Arm.

Fits both A and A-2s.

12-2537

Sweep Arm

Replaces 90-252037



This lightweight aluminum Sweep Arm is equipped with oilite bushings for the X Washer Pins, greatly extending their service life and steel threads for the Rake Board bolts which eliminates thread seizing as a result of electrolysis. For Oilite Sleeve Bushing, order 9-330.

12-2556

Trip Rod Lever

Replaces 12-252356



Rake Crank Rods (Collapsible)

Part No.	Description	Replaces
12-2521	Tapered Ends	12-250289
12-2577	Straight Ends	12-252309


A new product that eliminates the problem of bent and broken rake crank rods resulting from the rake board catching the tailplank.



Trigger Tubes

Part No.	Replaces
12-2564	12-252364-002
12-2563	12-252364-003

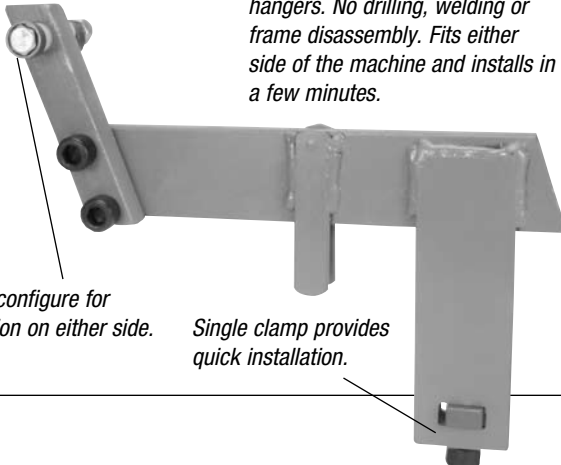
Hex shaped steel tips provide wrench holding capabilities and eliminates deformed ends resulting from nut jamming.



12-2566

Hanger Repair Kit

A quick and long lasting method of repairing broken cushion hangers. No drilling, welding or frame disassembly. Fits either side of the machine and installs in a few minutes.

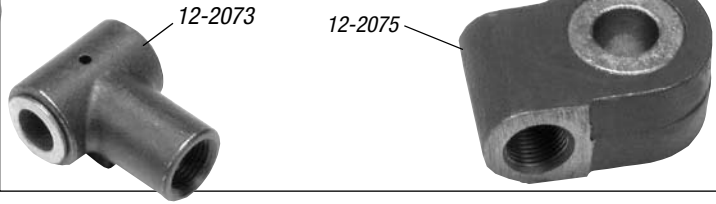


Easy to configure for installation on either side.

Single clamp provides quick installation.

A-2 Rake Crank Pivots

Part No.	Description	Replaces
12-2073	Pivot Assembly with Bearings	12-250273
12-2075	Pivot Assembly with Bearings	12-250275



Rake Crank Rods (Solid)

Part No.	Description	Replaces
12-2522	Tapered Ends	12-250022-2
12-2578	Straight Ends	12-250278-2



12-2555

Pivot Link

Replaces 12-252355-91

When the holes in your pivot link are worn beyond the point of needing new bearings, conveniently replace the pivot link and bearings all at once.

Oilite Bearings 9-610




12-2554

Trip Arm Assembly

Replaces 12-252354-002

Oilite Bearings 9-710

A rugged cast aluminum Trip Arm complete with oilite bushings installed.




12-2584

Rubber Pit Curtain

Non-Reflective Front Surface

Replaces 12-862167

Nylon mesh reinforced double wall rubber curtain. Smooth on back side means that it is easy to clean. Textured front surface eliminates unwanted reflections that disturb scanners. Support rod loops are bonded, not stitched, eliminating weak points common to inferior sewn curtains.



12-2531

A-2 Pit Cushion

Replaces 12-862578

Finally an alternative to the high priced OEM pit cushion. Our rubber is securely molded to our heavy duty steel plate utilizing a proprietary process. We then cover the rubber cushion with our extremely durable Nylon "Strap-On" facing that has been tested to ensure that it will not mark pins or even the most aggressive bowling balls.



Pit Cushion Facings (Form Fit)

This product is actually molded to the shape of the cushion making it very easy to install and eliminating any rotating movement as a result of ball impact. Thick urethane face will last for years. We recommend adding a 12-2510 facing overtop this facing.



Part No.	Description
57-2535	A-2 & Jetback cushion facing installs with ty-raps (provided)
57-2536	Model A cushion facing installs with ty-raps (provided)
12-2539	Spare Ty-Raps (package of 12)

Curtain Rod Brackets & Nut Plates

Part No.	Description	Replaces
12-2528	R.H. Rod Bracket	12-252268
12-2529	L.H. Rod Bracket	12-252269
12-2527	Nut Plate Kit with Hardware (pair) 3/8" - 16	
12-2518	Nut Plate Kit With Hardware (pair) 5/16" - 24	



Brackets are steel weldment construction. The solid steel Nut Plate Kit eliminates problems associated with using standard hex nuts when installing curtain rod brackets.

Pit Cushion Facings (PVC)

Non-Marking

Part No.	Application	Replaces
12-2535	A-2 & JetBack Cushions	12-252310
12-2536	Model A & Zot Cushions	12-250286
12-2539	Spare Ty-Raps (package of 12)	11-603114

A rugged, flexible polyvinyl material heavily reinforced with woven nylon fabric cords. Quickly installed using heavy duty nylon Ty-Raps. Priced right too!



12-2510

Pit Cushion Facings (Nylon Cloth)

Replaces 12-252310

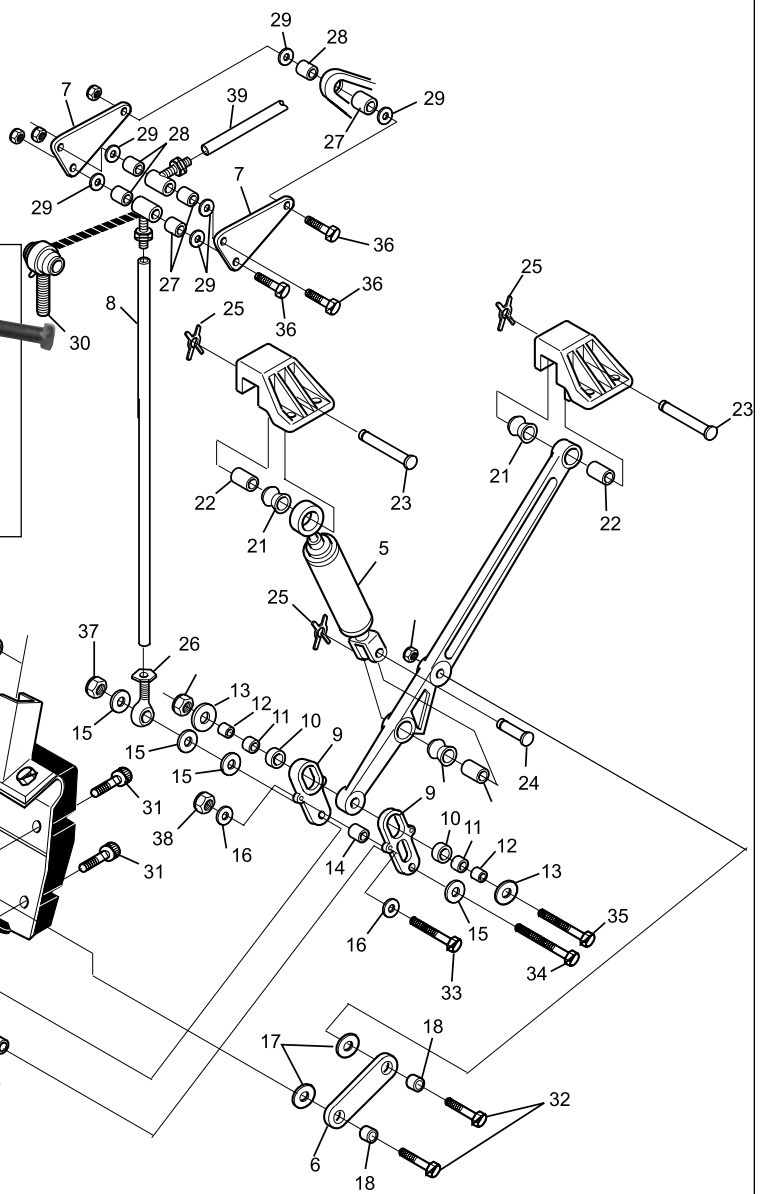
Durable nylon fabric that installs easily using built in straps & D rings. For all A-2 and JetBack style cushions.



A-2 Cushion Sub-Assembly

Key	Part No.	Description	Replaces	Pkg. Qty.
1	12-2531	Pit Cushion	12-862578	1
2	12-2535	Pit Cushion Facing	12-252308-000	1
3	12-2539	H.D. Ty-Raps	11-603114	12
4	12-2541	Cushion Mount (w/Bearing)	12-862839-000	1
5	12-2573	Shock Absorber	12-252173	1
6	12-2569	Link (hardened steel)	12-252069	1
7	12-2559	Link Plate	12-252359	1
8	12-2564	Tube (heavy duty)	12-252364-002	1
9	12-2546	Follower Link	12-252346	1
10	12-2551	Urethane Bushing	12-252351	1
11	9-325	Bronze Bearing	11-420094	5
12	7-610	Follower Spacer (steel)	12-252349	2
13	4-7255	Flat Washer	11-190512-1	25
14	7-725	Spacer (steel)	10-386092	2
15	4-7259	Plain Washer	11-190520-1	25
16	4-7254	Plain Washer	11-190511	25
17	4-7301	Special Washer	12-252360	5
18	7-840	Bushing (hardened steel)	12-252350	2
19	9-825	Grooved Bronze Bearing	10-424001	2
20	7-730	Spacer (steel)	12-100185-036	2
21	12-2589	Rubber Bushing	12-250189	5
22	7-620	Spacer (steel)	12-250011-002	2
23	6-515	X Washer Pin	10-229602	2
24	6-505	X Washer Pin	10-229601	2
25	11-2305	X Washer	11-230005-1	25

Key	Part No.	Description	Replaces	Pkg. Qty.
26	12-2560	Rod End - Uniball	12-252060	1
27	9-820	Bronze Bearing	12-250248	2
28	7-430	Spacer (steel)	12-250011-003	2
29	4-7302	Fiber Washer	12-250076-002	10
30	12-2565	Rod End (new style)	12-252365	1
31	4-3328	Socket Head Cap Screw	10-009001-1	10
32	12-2552	Cushion Arm Bolt	12-252352	2
33	4-2314	Hex Head Bolt 3/8-24 x 2.50"	11-001394-1	10
34	4-2760	Hex Head Bolt 1/2-20 x 3.50"	10-002006	10
35	4-2715	Hex Head Bolt 3/8-16 x 2.50"	10-002001	10
36	4-2160	Hex Head Bolt 3/8-16 x 2.50"	11-001354-1	10
37	8-250	Nylon Cap Nut 1/2-20	11-121523	5
38	8-251	Nylon Cap Nut 3/8-24	11-121519-1	5
39	12-2563	Tube (heavy duty)	12-252364-003	1
40	57-2580	Rod End Cap 3/4" I.D.	12-250153	4
	57-2581	Rod End Cap 5/8" I.D.	12-250153	4



12-2592 Pit Cushion Brace

Pit cushion brackets bend and sag from years of use. This handy brace bolts up between the two cushion mounts over the kickback helping to support each other. Another innovative product designed by a mechanic, for mechanics.

NOTES

The items listed above are sold on a per package basis. For example, if you order 3 each of a bushing #7-840, you will receive 3 packages containing 2 bushings in each package (for a total of 6 individual bushings).

12-2546
Follower Link
Replaces 12-252346

Our links are made of a tough aluminum/zinc alloy for long life.



HEAVY DUTY!


12-2569
Cushion Link
Replaces 12-252069

Hardened alloy steel. Holes are precision machined to provide a very smooth pivot surface.



12-2551
Follower Link Bushing
Replaces 12-252351

High impact and wear resistant urethane is used in the manufacturing of this bushing for the A-2 cushion linkage.



12-2552
Cushion Arm Bolts
Replaces 12-252352

Package of 2



12-2573
Pit Cushion Shock
Replaces 12-252173

For all A-2 and JetBack shock absorbers.



12-2543 Double Mount Cushion Bracket (for divisions)

A design that picks up all four mounting holes on the kickback top plate. Two of these units can be stacked on top of each other for use on division kickbacks. An existing factory style aluminum bracket can also be stacked on top of one of these. Solves the "bad hole" problem. Comes with X-Pin and mounting hardware.



12-2542
Single Mount Cushion Bracket (shown)
Replaces 12-252344

12-2541
Cushion Mount
Replaces 12-862839

Manufactured from solid steel. Our unit comes to you with the special bronze bushing factory installed at no extra charge.

9-825
Oilite Bearing



12-2565
Rod End
Replaces 12-252365



One-piece, greasable unit replaces old fashioned bushings, spacers and washers. Your link plates will last longer and machine triggering is greatly improved.

12-2559
Link Plate
Replaces 12-252365



For all A-2 & JetBack machines.

12-2550
Cushion Arm Rebuild "MINI" Kit

Our original rebuild kit. A low cost way to get your A-2 cushion arms back in shape.

Qty.	Part No.	Description	Replaces
2	12-2546	Follower Link	12-252346
2	12-2551	Urethane Bushing	12-252351
2	9-325	Bronze Bushing	11-420094
1	9-825	Grooved Bearing	10-424001
2	7-610	Follower Spacer	12-252349
1	7-730	Steel Spacer	12-100185-36
2	7-840	Hardened Bushing	12-252350
1	4-2715	Cap Screw Hex Hd.	10-002001
1	4-2760	Cap Screw Hex Hd.	10-002006
2	4-3328	Cap Screw Soc. Hd.	10-009001-1
2	4-7255	Flat Washer	11-190512-1
4	4-7259	Flat Washer	11-190520-1



12-2549
Cushion Arm Rebuild "BIG" Kit

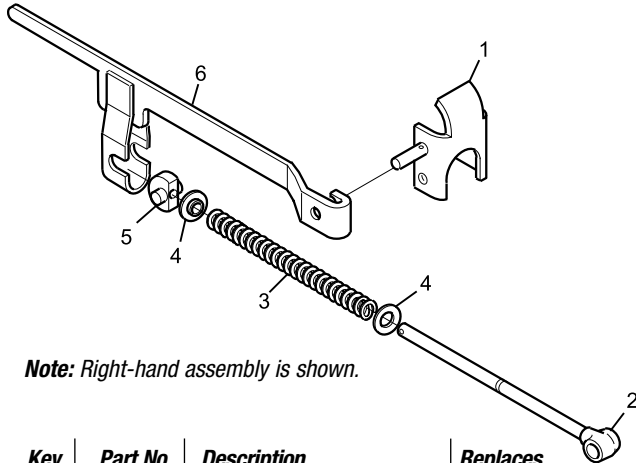
A larger, more complete rebuild kit for the A-2 cushion arm.



Qty.	Part No.	Description	Replaces
2	12-2546	Follower Link	12-252346
2	12-2551	Urethane Bushing	12-252351
2	12-2552	Cushion Arm Bolt	12-252352
1	12-2560	Rod End - Uniball	12-252060
1	12-2569	Link	12-252069
3	12-2589	Rubber Bushing	12-250189
2	11-2305	1/4" X Washer Pin	11-230005-1
2	9-325	Bronze Bushing	11-420094
1	9-825	Grooved Bearing	10-424001
1	8-250	Nylon Cap Lock Nut	11-121523
1	8-251	Nylon Cap Lock Nut	11-121519-1
2	7-610	Follower Spacer	12-252349
3	7-620	Spacer	12-250011-2
1	7-725	Spacer	10-386092
1	7-730	Steel Spacer	12-100185-36
2	7-840	Hardened Bushing	12-252350
1	6-505	X Washer Pin	10-229601
1	6-515	X Washer Pin	10-229602
1	4-2160	Cap Screw Hex Hd.	11-001354-1
1	4-2715	Cap Screw Hex Hd.	10-002001
1	4-2760	Cap Screw Hex Hd.	10-002006
2	4-3328	Cap Screw Soc. Hd.	10-009001-1
1	4-6224	Lock Nut	11-170016-1
1	4-6521	Hex Jam Nut	11-125259-1
2	4-7254	Washer 13/16	11-190511-1
2	4-7255	Flat Washer	11-190512-1
4	4-7259	Flat Washer	11-190520-1

Pit Frame Service Parts

These parts are designed to fit all existing Brunswick "quick change" type pit frames and our new 12-8659 Pit Frame Assembly as well. The clamp levers have been redesigned to make them less vulnerable to bending and distortion.




Note: Right-hand assembly is shown.

Key	Part No.	Description	Replaces
1	12-3068	Clamp & Pin Assembly R.H.	12-300168
	12-3069	Clamp & Pin Assembly L.H.	12-300169
2	12-3070	Spring Rod	12-300170
3	12-3072	Compression Spring	12-300172
4	8-161	Stepped Washer	12-300189
5	12-3078	Pivot	12-300178
6	12-3192	Clamp Lever R.H.	12-300192
	12-3193	Clamp Lever L.H.	12-300193

Urethane Pit Shaker Mounts

Both complete with mounting hardware



Key	Part No.	Position
1	57-3176	Front
	57-3177	Rear
2	58-3176	Front
	58-3177	Rear

9-120 Bushing Only

11-6750 Rubber Pit Mount

Replaces 90-675000

For mechanics that prefer the traditional pit frame mount. This product utilizes a headed stud that cannot pull out of the mounting washer. Studs that are simply spot welded to the washer have a much higher failure rate.

INDUSTRY STANDARD



12-8659 Top Pit Frame Assembly (Quick Change Type)

Replaces 12-860659


For customers wishing to replace their existing broken top frames, we offer a direct replacement for the 12-860659 assembly.

STRONGEST IN THE INDUSTRY

Tubes are larger diameter for increased strength

Much improved pit mounting brackets, won't break off


Stronger front cross brace assembly is made out of rectangular steel tubing



12-8624 Quick Change Conversion Kit

Replaces 12-860624

Used to convert old style "3 bolt" pit frames over to "Quick Change" operation. Our version of this popular kit incorporates the stronger rectangular tube design as shown above in our complete assembly.



12-8625 Pivot Stud Upgrade Kit

Hardware package to update Brunswick frame conversion kits (12-860608 & 12-860624) to stronger QBC type pivot studs.

12-8620 Fiberglass Pit Board Only

This heavy-duty, extremely durable, light-weight fiberglass pit board is designed not only to last much longer than wood pit boards, but it is also designed to minimize the wear and tear on your pit frame components.

Components for Heavy Duty Board and Frame

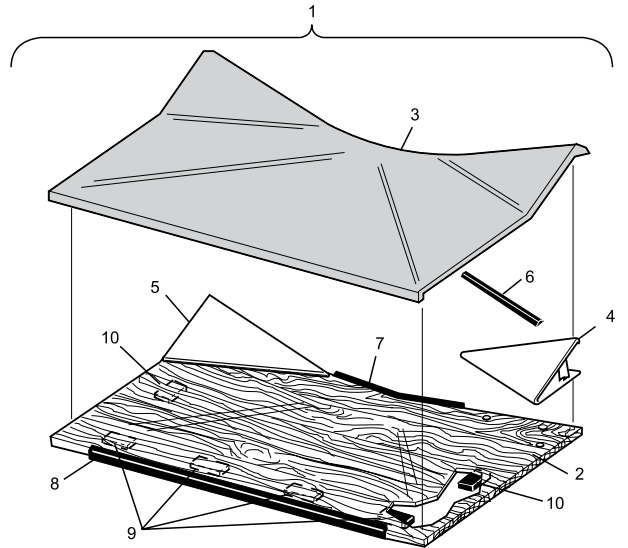
- 12-8696P Rubber Bumper for Clamp
- 12-8696Q 4" Rubber Block
- 12-8696R Rubber Strip
- 12-8696T Alignment Stud



Wood Pit Boards (for factory style top frames)

Our popular heavy duty 9-ply pit board is now available as a complete assembly that comes properly set-up to fit all factory style pit frames! Order part no. 12-8692. These boards are made only of the finest laminated domestic hardwoods.

Key	Part No.	Description	Replaces
1	12-3261	Complete Pit Board Assy. (regular 7-ply)	12-860620-3 &
	12-8692	Complete Pit Board Assy. (heavy duty 9-ply)	12-860620-4
2	12-3260	Plywood Pit Board Only (regular 7-ply)	12-860620-002 &
	12-8691	Plywood Pit Board Only (heavy duty 9-ply)	12-860620-5
3	12-3103	Pit Carpet	12-300103
4	12-3208	R.H. Metal Deflector	12-300208
5	12-3207	L.H. Metal Deflector	12-300207
	4-5801	Deflector Bolt, Flat Hd. (Package of 10)	12-300093-5
	4-6219	Locking Keps Nut, Deflector (Package of 25)	
6	12-3162	Deflector Cushion	12-300162
7	12-3464	17" L-Shaped Rubber (for regular board)	12-300146-4
	12-3463	17" L-Shaped Rubber (for heavy duty board)	
8	12-3462	46" L-Shaped Rubber (for regular board)	12-300146-2
	12-3461	46" L-Shaped Rubber (for heavy duty board)	
9	12-3180	Front Blocks (for regular boards)	12-300180
10	12-3212	Side Blocks (for regular boards)	12-300205-2



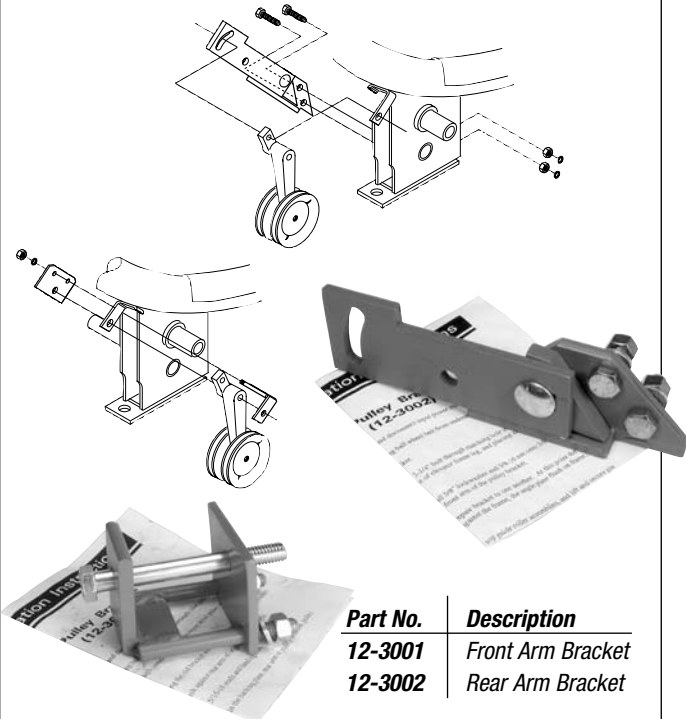
90-3207 Left Side 90-3208 Right Side Pin Deflector



Manufactured using high-impact polyethylene material for durability and to help speed up and maintain elevator efficiency.

Pit Conveyor Drive Pulley Bracket Repair Kits

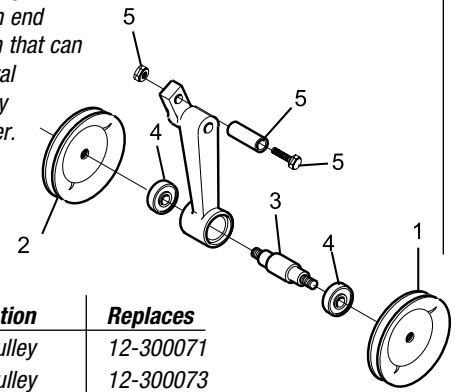
The front arm repair kit is used for the most common failure and bolts in place in minutes without any disassembly of the pit conveyor. The rear arm repair kit is designed to be fully adjustable to fit any pinsetter. Both are a must for every mechanic's inventory.



Part No.	Description
12-3001	Front Arm Bracket
12-3002	Rear Arm Bracket

Pit Belt Idler Assembly Components

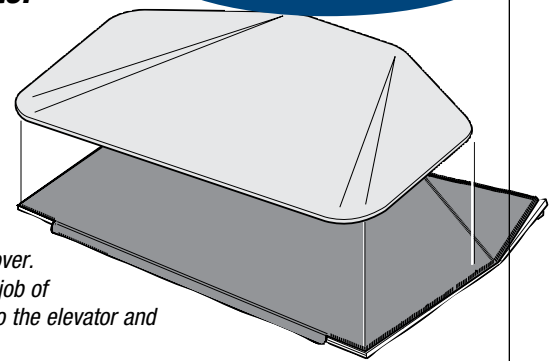
Cast iron pulleys that run straight and true. Our nylon bushing will put an end to the "frozen" pivot problem that can make the adjusting or removal of this assembly such a nasty job. Replaces the steel spacer. Includes a new pivot bolt & nut.



Key	Part No.	Description	Replaces
1	12-3071	Small Pulley	12-300071
2	12-3073	Large Pulley	12-300073
3	12-3149	Shaft	12-300149
4	25-006	Ball Bearing	11-430028
5	12-3150	Nylon Pivot Kit	12-400241

57-3103 "Carpet Master"

LOW MAINTENANCE



This is the famous Urethane pit board cover. Does an outstanding job of speeding the pins into the elevator and is simple to maintain.

Easier Installation - Velcro® hook strip on Carpet Master provides quick & positive attachment to existing pit carpet.

12-3103 Pit Carpet

Replaces 12-300103

Be careful of others' claims. This is the exact carpet sold by the OEM. This is the most durable pit carpet available on the market. Changing carpet is not easy, don't risk using inferior carpet that wears out prematurely and unravels and tangles in your pinsetter. Latex sealed backing to ensure an excellent gluing surface.

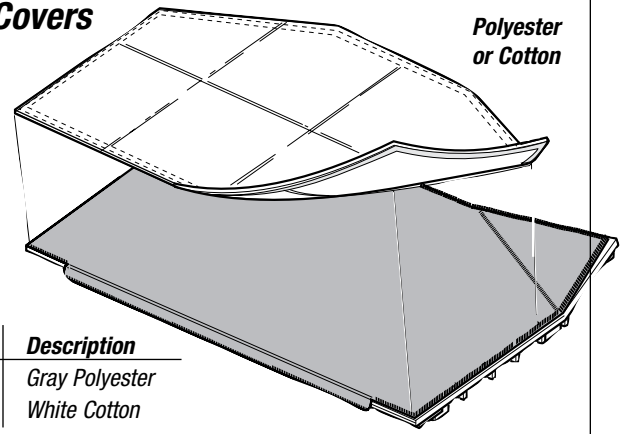
MOST DURABLE

Note: For adhesive order 38-3400.



Carpet Covers

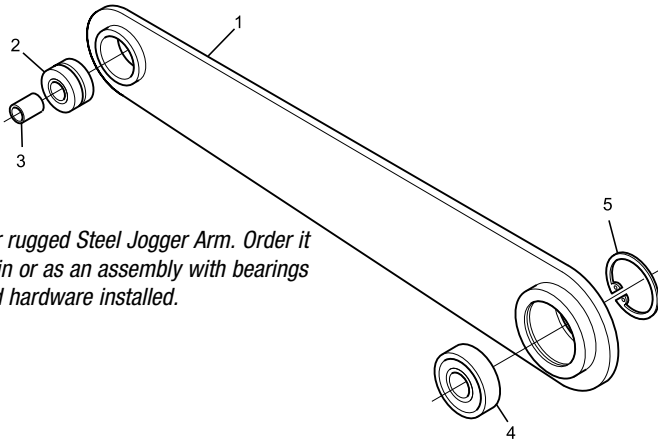
Polyester or Cotton



Part No.	Description
12-8662	Gray Polyester
12-8663	White Cotton

We offer you two choices, our most popular and economical white cotton cover or the gray high wear polyester. Both are machine washable and offer excellent dirt pick up. With the ever increasing amount of lane conditioner being carried to the backend, these covers are critical to keeping your pins and balls clean.

**12-3168
Jogger Arm Assembly**




Our rugged Steel Jogger Arm. Order it plain or as an assembly with bearings and hardware installed.

Note: Use instead of roller bearing. Shock absorbing bushing actually increases life of top frames, pit shafts, jogger arms and mounts!

An improved version of the jogger arm used on early Model A machines and Japanese machines. Solid steel construction.

Key	Part No.	Description	Replaces	Pkg. Qty.
1	12-3167	Jogger Arm	12-300163	1
2	8-382	Elastomer Bushing (See Note)	11-450001	2
2	25-028	Roller Bearing	11-450001	1
3	25-033	Inner Ring	11-450201	1
4	25-050	Bearing	11-491000	1
5	4-8156	Retaining Ring	11-536026	20



Vibrator Shaft Bearing

The special self-aligning Pit Shaft Bearing with a cast iron housing and grease fitting.



Part No.	Description	Replaces
12-3060	Complete Assembly	12-300160
12-3061	Insert Bearing (Only)	12-300160-3

**12-3088
Pit Shaft Drive Pulley**
Replaces 12-300088

Put an end to the problems caused by old style sheet metal pulleys



Machined from solid steel, this pulley has an **extended mounting boss** that fits over the snout on the pit shaft (one of the spacers is eliminated). This design reduces the possibility of pit shaft damage caused by wobbling pulleys.

**12-3141
Vibrator Shaft**
Replaces 12-300141

The vibrator shaft is the "drive train" of your pit conveyor. Sloppy 2 and 3 piece designs will prematurely wear your bearings and potentially cause very expensive damage to your pit conveyor. Our steel shaft is precisely machined to ensure a tight bearing fit and hardened to prevent wear.

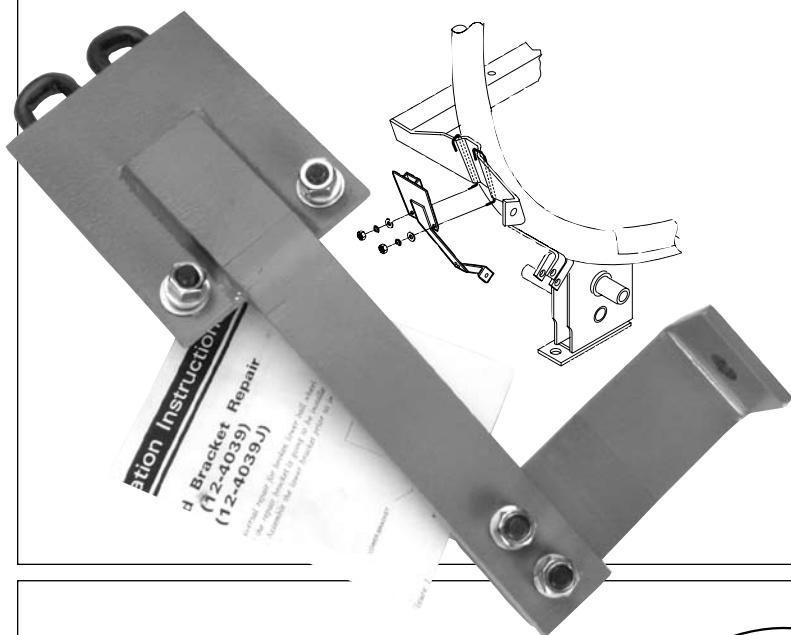
SOLID ONE-PIECE DESIGN



12-4039
Ball Wheel Bracket Repair Kit

12-4039J
Ball Wheel Bracket Repair Kit (Japanese)

This repair kit is a great solution for broken lower ball wheel guard brackets. This permanent repair requires no drilling, tapping or welding. The specially shaped weldment on the rear of the mounting plate locks the repair bracket onto the elevator frame. Don't risk damaging your elevator frame by drilling and tapping when you can clamp this permanent repair on in minutes.



12-4036
Urethane Wheel Guards

Replaces
90-400840-000

Carriage Bolt - Order **4-5702**
 Hex Jam Nut - Order **4-6420**

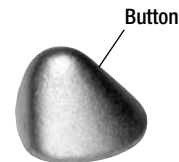
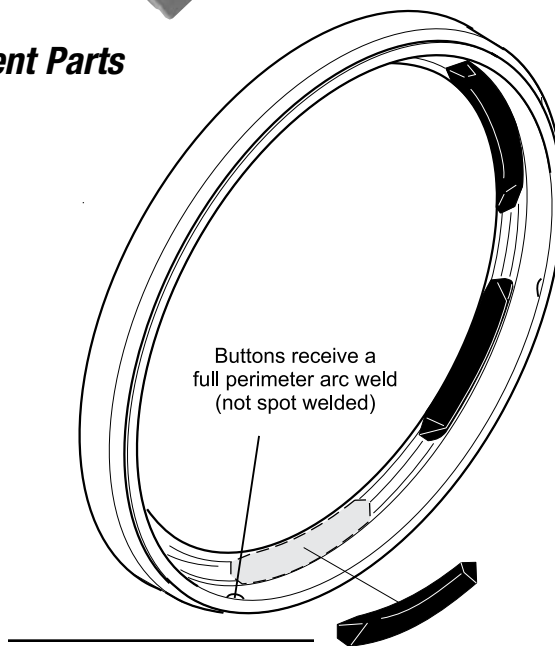
A thick and rigid wheel guard, it is designed with slotted mount holes. The universal fit design allows the guard to be installed on either side of the elevator. Shipped complete with mounting hardware.



Pin Wheel Replacement Parts

12-4201
Rubber Silencer Cord
 Replaces **12-400251**


12-4250B
Sound absorbing urethane pin pockets



12-4010
Replacement Buttons
 Replaces **12-400100**

Pin Wheel Drive Pulleys

Solid steel bar stock machined to spec and fitted with Oilite Bearings.



Key	Part No.	Description	Replaces
1	12-4026	Model A & JetBack	12-400126
2	12-4226	A-2 (New or Converted)	12-402126

12-4052 (Model A) Ball Lift Rod Studs

12-4056 (Model A-2) Ball Lift Rod Studs

This ball lift rod stud design means no more hammering or spreading your lift rods to free them from the ball lift rod studs. These studs offer increased holding strength and allow for breakdown of lift rods quickly when replacing rod covers. Each stud includes a special hardened bolt which virtually eliminates shearing.



Pin Wiper Assembly & Leaf Springs

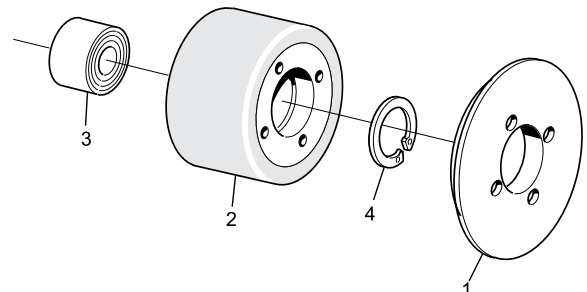
ELIMINATE PIN DAMAGE

Key	Part No.	Description	Replaces
1	12-4003	Long Leaf Spring	12-400055-003
2	12-4004	Short Leaf Spring	12-400071
3	12-4005	Complete Assembly	12-400055
4	12-4055	Wiper Spring Stabilizer	

12-4266

Upper Pin Wheel Guide Roller

Replaces 12-400266

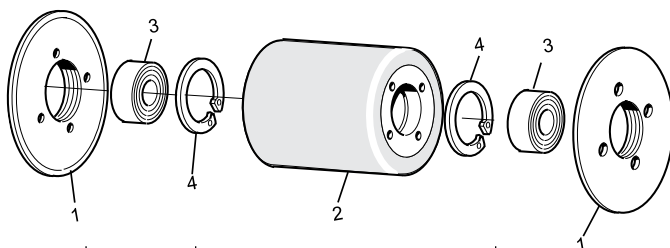


Key	Part No.	Description	Replaces
1	12-4265	Nylon Flange	12-400265
2	12-4264	Hub & Tire (Urethane/Steel)	90-400264
3	25-023	Ball Bearing (Extra Wide)	11-432000
4	4-8155	Retaining Ring (Pkg. of 10)	11-530522

12-4263

Lower Pin Wheel Guide Roller

Replaces 12-400263



Key	Part No.	Description	Replaces
1	12-4262	Nylon Flange	12-400262
2	12-4261	Hub & Tire (Urethane/Steel)	90-400261
3	25-011	Ball Bearing	11-430013
4	4-8165	Retaining Ring (Pkg. of 20)	11-531020

12-4267

Corded Magnetic Clutch

Replaces 12-862163

The Magnetic Clutch that has been specifically designed for the pinsetter. Features include a replaceable bearing, extra strong retaining lug, quality plug and a solid steel cord restraint.



LESS EXPENSIVE OPTION

Magnetic Clutch Only
- Order 12-4267NP


A less expensive option,
get this clutch without the cord set!

Spare Parts

25-059	Bearing
4-8555	Shaft Key

Ball Wheel Guide Rollers - Upper and Lower

Our top quality urethane guide rollers are produced using a proprietary process to maximize the bonding of the urethane to our steel hubs for long life. Our manufacturing processes ensure that we maintain precise control over the molding of both our urethane tires as well as our nylon flanges. Assemblies utilize only name brand replaceable bearings. Don't risk buying cheap rollers which were produced using 1970's technology. We offer rollers with two types of urethane - hard and soft to suit your needs.




Upper Ball Wheel Guide Rollers

Key	Part No.	Description	Replaces
	12-4272	Complete Assy. (Soft)	12-400272
	90-4272	Complete Assy. (Hard)	
1	12-4271	Hub & Tire (Soft)	12-400271
	90-4271	Hub & Tire (Hard)	12-400271
2	12-4269	Nylon Flange	12-400269
3	25-005	Replaceable Radial Ball Bearing	11-430004
4	4-4113	F.H. Cap Screw, Pkg. of 10 (Hard)	11-007180-1
	4-4112	F.H. Cap Screw, Pkg. of 10 (Soft)	11-007182-1

Lower Ball Wheel Guide Rollers

Key	Part No.	Description	Replaces
	90-4268	Complete Assy. - Grooved (Hard)	12-400268
	90-4240	Complete Assy. - Smooth (Hard)	12-400240
1	90-4258	Hub & Tire - Smooth (Hard)	90-400258
1	90-4260	Hub & Tire - Grooved (Hard)	
2	12-4257	Nylon Flange	12-400257
3	25-011	Replaceable Radial Ball Bearing	11-430013
4	4-4113	F.H. Cap Screw, Pkg. of 10 (Hard)	11-007180-1
	4-4112	F.H. Cap Screw, Pkg. of 10 (Soft)	11-007182-1

12-8623 Heavy Duty Guide Roller



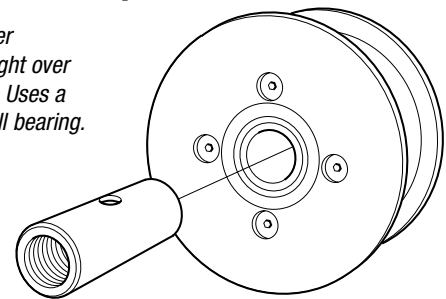
This unit is designed to replace the pair of upper ball wheel guide rollers on the lift rod side of the machine. The solid urethane roller is better suited to handle the heavy load force of the ball wheel as it picks up a ball. Innovative mounting bracket design provides easier installation and adjustment.

Spare Parts

12-8623A	Hub & Tire
12-8623B	Nylon Flange
12-8623C	Bearing Shaft
12-8623J	Mount Bracket
12-8623H	Belt Guard
25-006	Bearing
4-9012	U-Bolt

Guide Roller Shaft Repair

Our special guide roller assemblies will slip right over a worn elevator shaft. Uses a standard, low cost ball bearing.



Part No.	Description	Replaces
12-4256	Guide Roller Replacement Shaft (for elevators with replaceable shafts)	12-400256
12-4230	Guide Roller Assembly - Smooth (designed to fit over worn shafts)	12-400240
12-4238	Guide Roller Assembly - Grooved (designed to fit over worn shafts)	12-400268
12-8629C	Bearing (for above guide rollers)	

Idler Arm, Pivot Stud & Springs

We have added a grease fitting to our Idler Arm, providing you with an easy means of lubing this assembly (keeping the arm from seizing on the shaft).



Part No.	Description	Replaces
12-4054	Idler Arm Assembly	12-400254
9-705	Oilite Bearings for 12-4054	
12-4027	Pivot Stud	12-400027
12-4002	Spring, Ball Wheel Belt Idler	12-400042
12-4040	Spring, Cross Drive Belt Idler	12-400040
12-4094	Spring, Motor to Elevator Idler	12-400194

Elevator Sheaves

Part No.	Application	Dia.	Replaces
12-4353	Ball Wheel Belt Drive	5.00"	12-400035-3
12-4354	Jack Shaft Cross Drive	12.00"	12-400035-4
12-4356	Small Rear Cross Drive	3.00"	12-400035-6
12-4358	Cross Conveyor Drive	4.25"	12-400035-8
12-4359	Long Turret Drive	2.25"	12-400035-9



Adjustable Tension Spring



Key	Part No.	Description	Replaces
1	12-4086	Spring	12-400051
2	12-4087	Spring Hook	12-402051

Belt Idlers - Machined Steel

Machined steel idler pulleys complete with ball bearings and snap rings installed. They are more economical, last longer and run truer than the old sheet metal style pulleys.

Part No.	Application	Replaces
26-4009	Round Belt Groove (Cross Conv. Drive)	12-400209
26-4019	3" dia. Flat Groove (Long Turret Belt)	12-400219
26-4021	V Groove (Elevator & Turret)	12-400221
26-3075	V Groove (Pit Conveyor Belt)	12-300075
25-061	Replacement Bearing for above Pulleys	12-400819
26-4097	5-1/2" Flat Groove (Elevator)	12-400297
25-062	Replacement Bearing for 26-4097 Pulley	11-430032
26-4534	Cross Conveyor	12-450034
25-063	Replacement Bearing for 26-4534	



Lift Rod Ball Wipers

A great ball wiper cloth that will help you win the battle against dirt & oil. Slips onto the ball lift rods and fastens using Velcro®. Machine wash as necessary to maintain clean conditions.

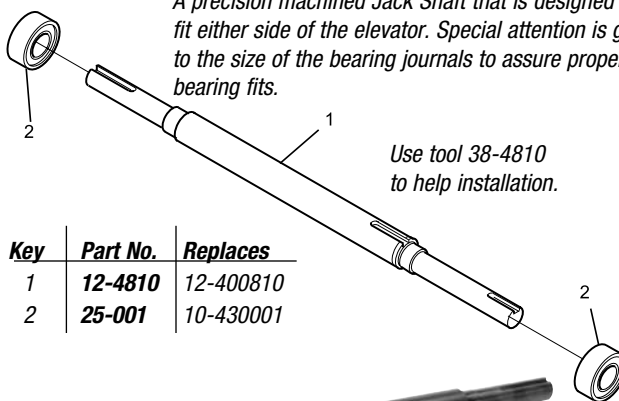
EASY TO INSTALL

Part No.	Will Fit
53-8608	All Lift Rods

KEEP YOUR BOWLERS CLEAN & HAPPY

12-4810 Universal Jack Shaft

A precision machined Jack Shaft that is designed to fit either side of the elevator. Special attention is given to the size of the bearing journals to assure proper bearing fits.



Key	Part No.	Replaces
1	12-4810	12-400810
2	25-001	10-430001



Ball wheel pulley key slot now moved to opposite end of shaft - eliminates interference when using shaft with magnetic clutch.

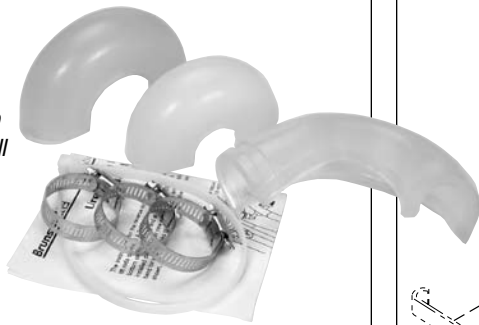
**12-8678
A-2 Lift Rod**

Combine our solid steel plate clapper box with our heat treated rods and you have the strongest Lift Rod Assemblies ever manufactured. Assemblies come complete with our "textured" natural rubber lift rod cover and a lift rod cap kit (12-4185).



Lift Rod Cap Kits

Our high strength caps prevent damage to bowling balls that result from the ball coming into direct contact with the steel ball lift rods. Includes clamps and cable ties for easy installation.



Part No. | Description

12-4185	A-2 and Jetback Lift Rods
12-4186	"A" Lift Rods

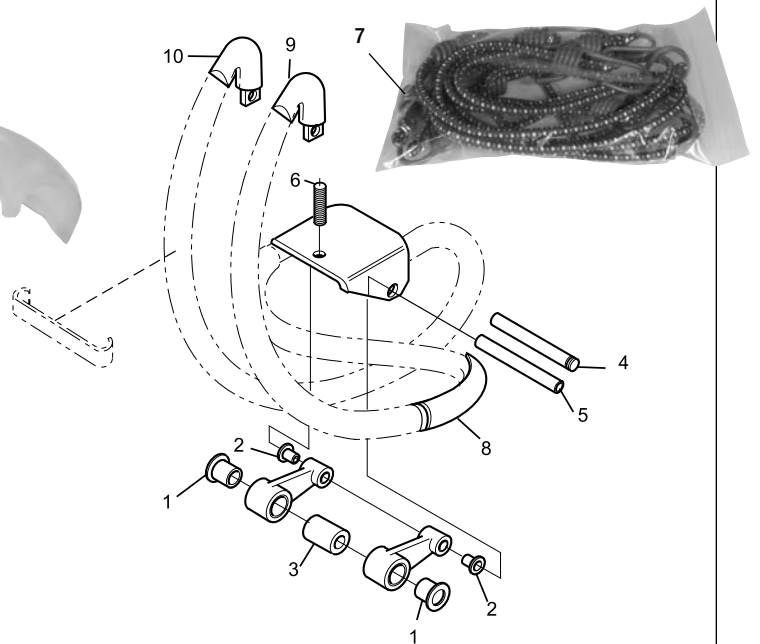
**38-4049
Deluxe Rubber Ball Lift Rod Cover
Installation Tool**



Now there is no longer the need to have a second person assist when installing a rubber ball lift rod cover. Simply attach the tool's quick disconnect fitting to an air compressor and insert the adapter at the other end of the tool into the end of the rod cover. Control the air flow with the convenient foot control while having both your hands free to guide the cover on to your lift rods. This convenient tool comes with a 6 foot inlet and 6 foot outlet hose to allow plenty of unrestricted work area.

Lift Rod Sub-Assembly

Key	Part No.	Description	Replaces	Pkg. Qty.
1	9-765	Large Oilite Bearing	12-400199	2
2	9-735	Small Oilite Bearing	11-421041	2
3	7-980	Steel Spacer	12-400289	1
4	12-4053	Pin (Old Style)	12-400053	1
5	12-4848	Pin (New Style)	12-400848	1
6	4-5904	Adjusting Screw	11-102262-1	2
7	12-4102	Bungee Cord	11-606200	5
	12-4103	Hook (Not Shown)	12-402429	5
8	12-4109	Lower Rod Cap	12-402432	1
9	12-4107	Small Upper Cap	12-402042	1
10	12-4108	Large Upper Cap	12-402043	1



Gum Rod Cover



Two styles to choose from. The standard OEM and the oil resistant lift rod cover. This cover uses a special formula that will not be attacked by conventional lane oils - providing longer life

OIL RESISTANT

Part No.	Length	Description	Replaces
12-4049R	50 feet (shown)	Oil Resistant	12-400048-91
12-4048	90 inches	Standard Rubber	12-400048-5
12-4049	50 feet	Standard Rubber	12-400048-91
38-4048	Installation Air Fitting		

Urethane Rod Cover (Sets)

We offer two choices of durometer. Both are produced using a special formulation of urethane to maximize the life of the cover by not absorbing oil which can cause premature failure of your rod covers. Each set includes three 40" pieces for ease of installation

- The Brown cover has a slightly smaller inside hole diameter which gives it the greatest resistance to twisting but also makes it a little more difficult to install.
- The Blue product is softer and more flexible.
- Each part consists of three 40" pieces.



Part No.	Color
12-4350	Brown - Hard
58-4350	Dark Blue - Soft

DESIGNED BY
A MECHANIC

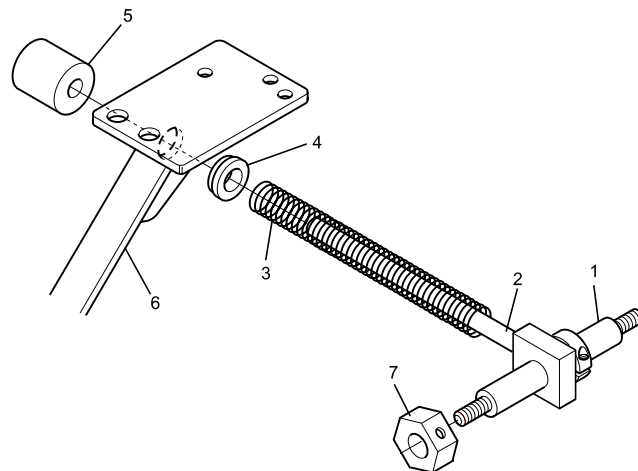
12-8681 Ball Jam Eliminator

This product mounts to the bottom of your lift rod and prevents ball jams between the Pit Cushion and the Ball Lift Rod Assembly. Installs in minutes using the included mounting hardware and installation instructions. No pinsetter is complete without one!



Spring Rod Assembly


Key	Part No.	Description	Replaces
1	12-4051	Stud (Model A, Mini-Jet)	12-400051
	12-4251	Stud (A-2, JetBack)	12-402051
2	12-4093	Spring Rod	12-400193
3	12-4021	Spring (A-2, JetBack)	12-402121
	12-4022	Spring (Model A, Mini-Jet)	12-400122
4	12-4803	Steel Wear Bushing	12-400803
5	12-4123	Urethane Rod Bumper	12-400123
6	12-4033	Track Support	12-862180
7	12-4030	Shaft Collar	12-400300



Ball Wheel Kicker Strips

Part No.	Description
12-4135	Pkg. of fiber strips - installs with contact cement
58-4135	PVC kicker strips (tan color/12 pk) Self adhesive back - improved!
58-4136	20' roll of rough top PVC belting installs with contact cement

THREE POPULAR DESIGNS



12-4093 Spring Rod


Replaces 12-400193

Our Spring Rod features a longer threaded section for more adjustment range. This helps you compensate for wear in the lift rod assembly and ball wheel location variances. Additionally, the shaft is hardened to reduce wear and prolong its service.



Belt Guard

Prevents belt burns on bowling pins in the event of a turn pan jam. Solid, welded steel construction, easiest guard to adjust and install.



Part No.	Description
12-4587	Fits USA built machines. Replaces 12-450087
12-4588	Fits Japanese built machines. Replaces 12-450088

58-4231

Turn Pan Cam - Urethane

Replaces 12-402434

A tough, non-marking solution to your turn pan problems.



26-4534

Top Idler Pulley

Replaces 12-450034

Why settle for an inferior 2-piece sheet metal pulley when you can purchase our solid steel pulley? No need to worry about bolts coming loose or the flimsy sheet metal bending and damaging your belts. The 2-piece sheet metal pulleys claim to have a replaceable bearing yet the sheet metal is likely to have worn out long before the bearing. Not the case with our solid steel pulley.



Part No.	Description
26-4534	Idler Pulley Assembly
25-063	Replaceable Bearing

12-4532

Latch Assembly

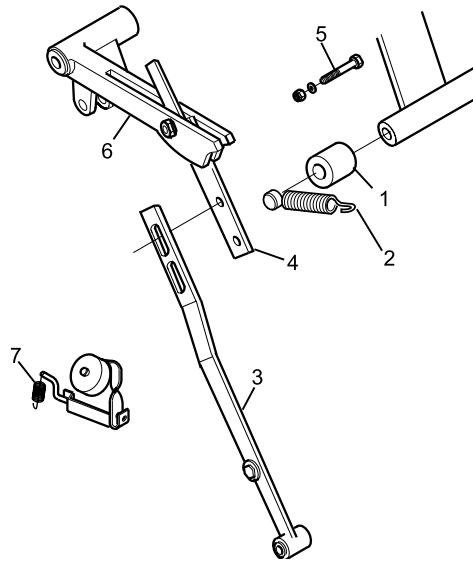
Replaces 12-450032

Includes our 8-330 hardened shoulder bolt

A worn latch assembly can lock and unlock your gate improperly and cause turret jams. Our solid cast iron latch assembly is machined precisely to open and shut without interfering with your pin gate strap. All the critical wear areas are heat treated to prolong the life. Includes all the oilite bearings and a hardened shoulder bolt.



Pin Gate Latch & Strap Assembly



Key	Part No.	Description	Replaces	Pkg. Qty.
1	12-4564	Nylon Roller	12-450064	1
2	8-369	Tension Spring	12-450051	2
3	12-1527	Linkage Assembly	12-150227	1
4	12-1557	Strap (Hardened Steel)	12-150057-003	1
5	8-330	Shoulder Bolt & Nut Assy.	12-252016	2
6	12-4532	Latch Assembly	12-450032	1
7	8-371	Tension Spring	12-450079	2

12-4076

Snubber Nut Plate



Such a simple improvement - but what a BIG difference. The new Snubber Nut Plate replaces those hard to reach snubber bolt nuts. This design allows for "one hand tightening," giving you use of the other hand to hold the snubber in its proper position.

12-4075

Snubber

Replaces 12-450075

A MIG welded assembly that is then polished and hard plated to provide a smooth surface for the pin.

Improved shape provides better pin delivery in all machines.



12-5055
Y Switch Plate Mount
 Replaces 12-502155

A tough urethane mount bushing for the transition plate.
 Package of 10.



58-5255
Y Switch Bumper (Pull-Thru)
 Replaces 12-502154

A solid urethane bumper for all Y switches.

Package of 10.



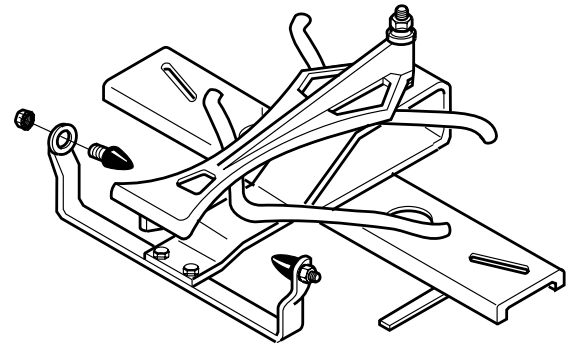
Urethane Y Switches

We offer two Y Switches to meet the demands of center mechanics. The blue Y Switch is a very thick and heavy unit while the black Y Switch is lighter in weight and lower in cost. Both products work great - take your choice!




Part No.	Color
12-5059	Black
58-5153	Blue

12-5054
Y Switch Bumper (Bolt-On)
 Replaces 12-502154



Bolt-on design simplifies installation. Urethane bumper is slightly harder than the pull-thru style making it ideal to use with urethane Y switches.

12-5210
Y Track Assembly
 Replaces 12-502100



Reinforced bottom plate won't break!

- Strong, welded reinforcement eliminates breakage across the mounting holes for the Y switch plate.
- Rods are formed for optimum ball transfer and microfinished to protect balls from damage.
- No special mounting hardware needed.

12-5134
Y Switch Shaft
 Replaces 12-502134



Longer threads allow shimming of Y Switch.

12-5131
Y Switch Stop Bar
 Replaces 12-502131

Replaces 12-502131

Precision formed steel bar positions the Y Switch Bumpers in their proper position.



10-7040
Accelerator Motor

Replaces 12-802059-004

Motor shaft is 5/8". Order appropriate pulley. See page 41.


- 115/208/230 Volt - 50/60 Cycle
- 1/2 Horsepower
- 3450/2850 RPM
- Push Button Thermal Overload
- Heavy Duty Internal Shaft
- Totally Enclosed - Fan Cooled
- Mechanical Internal Switch



12-8830
Accelerator & Booster Relay

Replaces 12-862830

The proper relay for A-2 accelerators and JetBack ball boosters. May also be used in Japanese power lift control boxes that require a relay with two sets of contacts.




Ball Boosters & Parts

Complete factory style ball boosters for upgrading Model A machines to JetBack style returns or when removing ball accelerators. Parts are fully interchangeable with factory original units.

Part No.	Description	Replaces
52-1000	Ball Booster Assy. - 50/60 Cycle, 110/220 VAC	12-862602-008
52-1030	Drive Shaft	12-502611-000
52-1033	Drive Hub	12-502613-000
52-1028	Bearing Mount Flange	11-413051-000
25-067	Bearing	11-413001-000
10-7042	Motor - 110/220, 60 Hz	12-802059-003

Internal Ball Track



Welded steel assemblies for all A-2s and JetBacks.

Part No.	Description	Replaces
12-5005	Curved A-2 Internal Track	12-502105
12-5015	Straight A-2 Internal Track	12-502115

12-8609
Accelerator Ball Wiper


Replaces 12-252377



Simply lay this ball wiper in the belly of your A-2 ball accelerator pan. Machine washable!

12-4033
Track Support

Replaces 12-862180



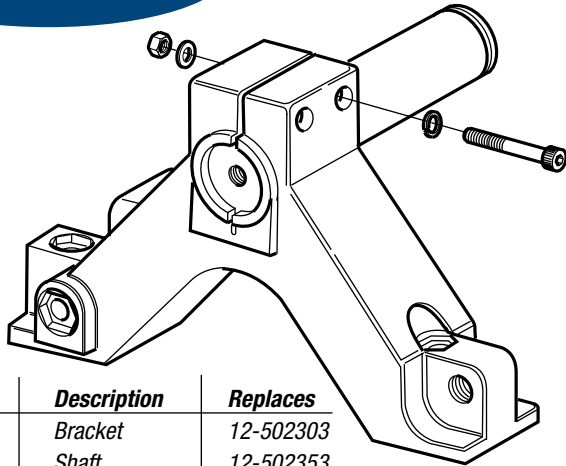
Improved fit for preference system.

This steel lift rod support eliminates the problems common to the aluminum type that it replaces. You will no longer have bolts seizing and breaking off in a casting. Also, the top plate is an integral part of the welded assembly and will not loosen up.

12-5303
Pulley Support Bracket

A heavy duty aluminum casting. Our innovative design allows much easier installation and removal of the shaft.

INNOVATIVE



Part No.	Description	Replaces
12-5303	Bracket	12-502303
12-5502	Shaft	12-502353

12-5251
Accelerator Pulley Assembly

Replaces 12-502349

A precision machined casting that is hard anodized for wear resistance and fully balanced for smooth running operation. Assembled complete with bearings and internal spacer. Available with a high crown profile.




Accelerator Drive Pulleys

We provide accelerator drive pulleys in six different diameters allowing you to fine tune the speed of your ball return system. Pulleys are available for either 1/2" or 5/8" motor shafts.

Pulley Diameter	QBC Part Number	
	1/2" Motor Shaft	5/8" Motor Shaft
1-1/4"	12-5272	12-5282
1-1/2"	12-5274	12-5284
1-11/16"	12-5275	12-5285
1-13/16"	-	12-5286
2-1/32"	12-5277	12-5287
2-23/32"	12-5278	12-5288

Preference System Parts

Key	Part No.	Description	Replaces	Pkg. Qty.
1	8-247	Mercury Switch	53-100247	1
2	8-373	Tension Spring	12-502114	2
3	8-376	Tension Spring	12-502167	2
4	10-6901	Ball Joint (Regular Style)	10-690001	1
5	10-6902	Ball Joint (Heavy Duty)	10-690001	1



12-8610
Dropsweep Ball Wiper

A great new ball wiper cloth that attaches to your metal dropsweep covers with Velcro® strips as well as grommets and pins. Reversible, easy to change and effective!

INNOVATIVE

53-8655

**Power Lift Clutch
(Standard Duty)**

Replaces 53-860555



Same style of construction as current factory units.
Replaceable clutch element, hardened shaft for longer life.

Spare Parts

25-157	Clutch Bearing
53-8655B	Inner Ring

Spare Parts (Heavy Duty)

25-017	Replacement Ball Bearing
124-2011C	Replacement Clutch Element

**Transition Track Assembly
& Leather Pad**

19-2437

Replaces 19-204370

We now offer the complete assembly with leather.

58-2411

Pad Only

Replaces 19-204375

A tough, long lasting belting material is used to replace the old leather pad.



Power Lift Pulley

Aluminum Top Idler for flat belt drives.



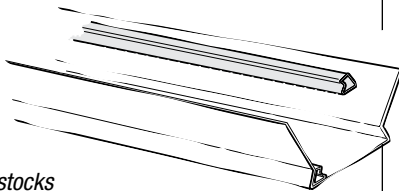
Part No.	Description	Replaces
124-2018	Top Idler Pulley (only)	24-200775
124-2019	Pulley and Brg Assembly	

124-2610

A-2 Vinyl Track Insert

Replaces 53-520095-014

The length of our part is 74". Manufactured utilizing a very durable non-marking vinyl, these inserts will stand up to the most aggressive bowling ball coverstocks on the market.

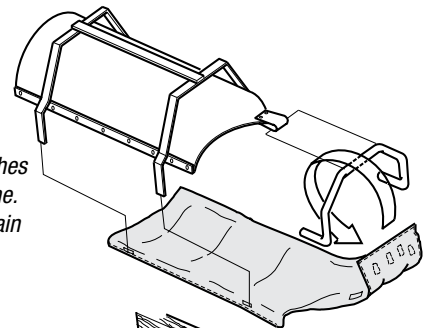


A-2 Retarder Ball Wipers

53-8604

Replaces 53-520405

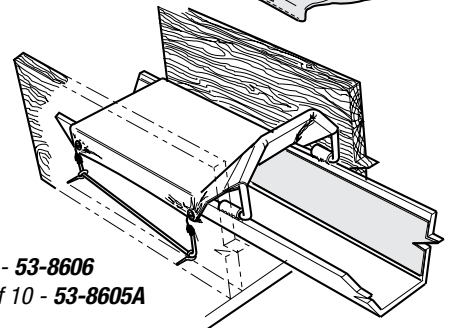
Wipes your customer's bowling ball just before it enters the power lift. Attaches to the leather retarder frame. Wash as required to maintain clean conditions.



53-8605

Replaces 53-860497

Ball wiper is held in place with elastic cords anchored to your foundation lumber.



Replacement Wiper only - 53-8606
Elastic Cords, package of 10 - 53-8605A

124-2020

Power Lift Drive Shaft

Replaces 53-520066-000

A precision machined replacement for the Power Lift Drive Shaft. Extra care is taken to assure proper bearing fits.




124-2435

Retarder Carpet & Backing Plate Assembly

Replaces 19-204350

Allows quick and easy replacement of worn retarder carpet strips. Eliminates the hassle of stripping off old carpet and gluing on new carpet.




124-5120

Retarder Carpet Strip

Replaces 19-204352

The same high quality woven nylon carpet that we sell for the pit board.

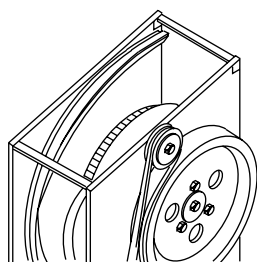


53-5227
Bearing Stud

Low profile oval head stud replaces the original hex head stud found in all lifts with belt tension adjustment slot.



ELIMINATES BALL DAMAGE
(caused by factory style hex head bearing studs)



53-5299H
Power Lift Motor

Replaces 53-860322-010

- 110/220/115/230 Volt – 50/60 Cycle
- 1/3 Horsepower
- Continuous Duty
- 950/1150 RPM
- 5/8" Shaft
- Push button thermal overload reset
- For 48 or 56 ball lift frames



53-5299
Power Lift Motor


Replaces 53-860322-010

- Universal voltage
- 115/208/230 Volt - 50/60 Cycle
- 1/4 Horsepower
- Push Button Thermal Overload
- 5/8 Inch Shaft
- 1150/960 RPM

Urethane Power Lift Tracks

Replaces 53-520171 and 90-520171

Replace the original two-piece rubber and leather assembly with a one-piece long lasting urethane track. Choose from our original brown or blue tracks. Regardless of choice, you will receive a top of the line product which is easy to install and will provide excellent ball movement through your power lifts. All tracks ship with our washer headed fastening bolts.



Part No.	Track Description
124-2034	Soft Brown Urethane - includes 12 washer head bolts
58-2434	Blue Urethane - includes 12 washer head bolts
8-188	Washer Head Bolts - package of 48 Can be used to upgrade your existing installations, they will work with most types of urethane tracks.

Power Lift Tires



Part No.	Description
57-2036	Urethane "V" tire bonded to aluminum hub

90-5260
Reactive Urethane
Foam Ball Lift Tire

Replaces 90-520060-600



The recent coverstock changes and the substantial increase in the amount of lane oil being used created a need for a radically different design. This tire has been designed to address all the extreme conditions, whether it's taking the impact of a speeding 16 lb. reactive resin ball or lifting an oil soaked 6 lb. plastic ball, this tire is the best tire on the market.

12-7581

Silicon Rectifier


Replaces 12-750079

This product represents the latest technology in power rectifier design. It is far more durable than the original selenium stack types. Fits all machines including Japanese. Wiring instructions included.



OEM Style Cycle Solenoid

Plastic encapsulated coil keeps out dirt and grime. Complete with plunger.




Part No.	Description	Replaces
10-6802	115 Volt 50/60 Hz	10-688009
10-6803	208-230 Volt 50/60 Hz	10-688003
10-6804	Plunger (only)	10-688003-3

12-1091

Recycle Solenoid

Replaces 12-100291

Fits Model A machines. 208/230 volt coil.



Micro Switch Kits

Jam switches are easy to rebuild using these original equipment kits. Each kit contains the main switch, seal boot, gaskets and all related hardware including new mounting bolts.



Part No.	Description
12-8615	Rebuilds the cross conveyor jam switch only
12-8616	Rebuilds all jam switches except cross conveyor

12-7254

Pinsetter Transformer

Replaces 12-862164 and 12-862165

The right transformer for all pinsetters including the Japanese built. 5 black leads and 4 colored leads.




12-7528

Recycle Relay

Replaces 12-862828

A single contact relay for machines so equipped. 24 volt AC coil.




12-8600

Solid State Time Delay Module

Replaces 12-862890

A modern, circuit board based Time Delay Module for all A-2 and JetBack machines. No relays, reed relays or fragile point to point wiring used. Works on U.S. and Japanese pinsetters; including adjustable time delay.



Japanese Machine Relays

Direct replacements for the Motor Start and Recycle relays found in Japanese-built pinsetters.


Part No.	Description	Coil	Replaces
J-24	Motor Start Relay	24 v	12-782155
J-100	Motor Contactor	100 v	12-782221

12-7527

Motor Start & Recycle Relay


Replaces 12-862827 and 12-862829

The original relay with 3 sets of contacts. It may be used in all vintages of American electrical control boxes. Used for both Recycle and Motor Start applications.



Pinsetter Circuit Breakers

Part No.	Description	Replaces
12-7554	Circuit Breaker w/Bracket	12-860627




10-6705

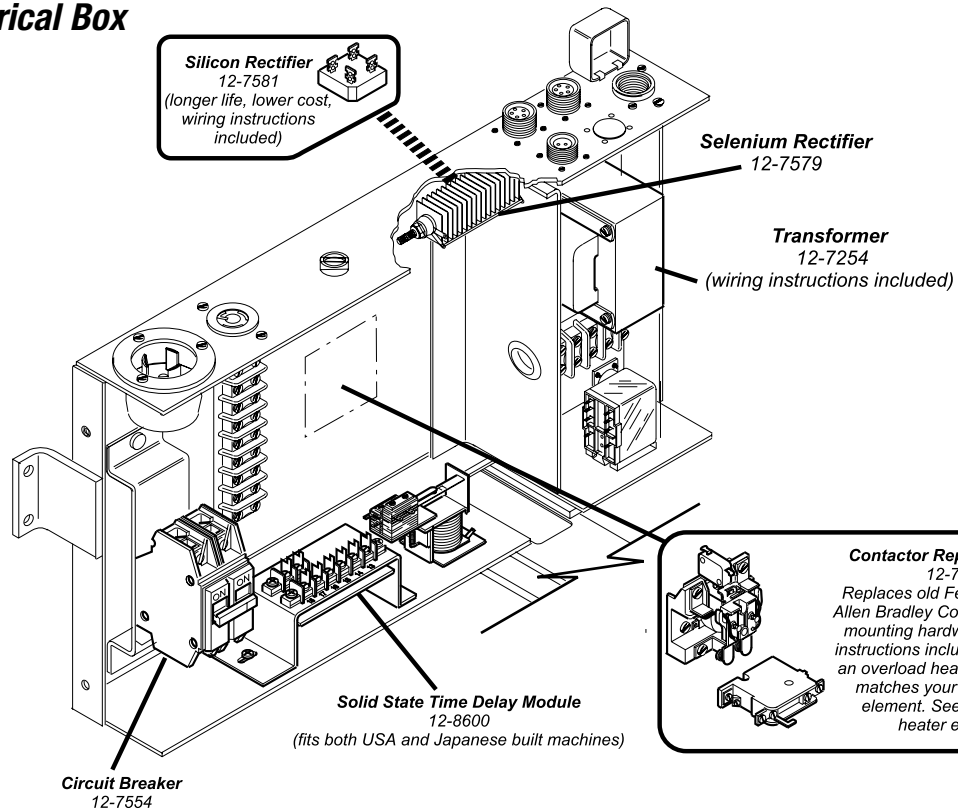
Motor Contactor

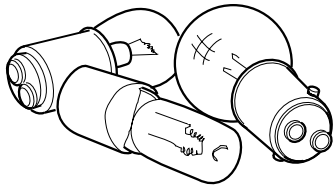
Replaces 12-862111

A new, more efficient design to replace the original Guardian Motor Contactor. All wiring and mount holes fit without any modifications required.



Pinsetter Electrical Box





Projection Bulb

Part No.	Description	Watt	Replaces	Pkg. Qty.
21-150Q	Low Watt Conversions	150	17-213927	1

Miniature Bulbs

Order Part No.	Masking Unit Bulbs	Replaces	Pkg. Qty.
21-1692	System 2000 StrikeLight	11-675521-2	10
21-624	System 2000 1 & 2 Ball Light	11-675582	10
21-1156	Astro II Illumination	11-675581-2	10
21-90	Astro II Strikelight	11-675513-2	10
21-1692	Astro II 1 & 2 Ball Light	11-675521-2	10
21-94	Astroline Starlight - clear	11-675517-2	10
21-90	Astroline Starlight - clear	11-675513-2	10
21-94	Astroline Strikelight	11-675517-2	10
21-1692	Astroline 1 & 2 Ball Light	11-675521-2	10
21-1252	Gold Crown 1 & 2 Ball Light	11-675503	10
21-308	Gold Crown Strikelight	11-675501	10
21-1252	Gold Crown Pinfinder	11-675503	10

Order Part No.	Foul Light Bulbs	Replaces	Pkg. Qty.
21-1876	Light Source Bulb System 2000, Astro II & Astroline	11-675514-2	10
21-90	Foul Indicator Lamp System 2000, Astro II & Astroline	11-675513-2	10
21-210	Gold Crown Light Source	15-609567	10
21-10C7DC	Gold Crown Foul Indicator	15-609424	12

Switches

Key	Part No.	Application	Replaces
1	121-2772	Tel-E-Score Main Switch	11-615513
2	12-7504	Mechanic's Cycle Button	12-750054
3	11-6101	Pinsetter Toggle	11-615501
4	11-6102	Accelerator Box	11-615502
5	124-1787	Bowler's Reset Button	11-615014



Fuses

Original Part No.	Order Part No.	Application	Amp	Pkg. Qty.
11-685001	8-225	Gold Crown Foul Light	1.0	10
11-685009	8-230	Power Lift	1.5	10
11-685013	8-234	Power Lift	5.0	10
11-685017	8-238	Starshield	3.0	10
12-780180	8-245	Japanese Pinsetter	5.0	10
12-780225	8-246	Japanese Pinsetter	2.0	10

12-7580

Fuse

Replaces 12-750180

The 3.2 Amp Fustat for all pinsetter electrical boxes so equipped.




Mercury Switches

Part No.	Description	Replaces
8-248	Gear box Strike Mechanism	12-750362
8-247	Ball Return Preference System	53-100247




Power Lift Relays

Key	Part No.	Replaces
1	12-7528	12-862828
2	11-6706	11-672506 17-860324
3	11-6707	11-672600
4	11-6903	11-697103




Pin Deck Lamp Parts

Part No.	Description	Replaces
12-7594	Pin Light Ballast	12-750994
11-1463	Lamp Socket Kit	12-860770



Pinsetter Motor Pulleys

This versatile 2 piece pulley assembly is pre-assembled with heat treated cap screws. The low cost of this assembly makes it the ideal choice when converting motors to different pulley sizes.



Part No.	Description	Sheave Diameters		Replaces
		Gear box Drive	Elevator Drive	
12-4081	Model A	5.25"	3.00"	12-400081
12-4081B	3" Sheave Only			
12-5410	JetBack	6.80"	3.50"	12-502410
12-5410B	3.5" Sheave Only			
12-4281	Model A-2	7.75"	3.00"	12-402081
12-5420	JetBack Special	6.80"	3.00"	

(for slowing down A-2s)

12-8690 Dual Lamp



12-7256 Pinsetter Motor

Replaces 12-752056

- 115/208/230 Volt - 60 Cycle
 - 1-1/2 Horsepower
 - 1725 RPM
 - Push Button Thermal Overload
 - Open Drip Proof - Fan Cooled
 - Mechanical Internal Switch
 - Efficient Capacitor Run Design
- **New Larger, Heavier Frame**
 - **No Adapters Required**
 - **Complete with Cord & Plug**



50% MORE POWER AT A LOWER PRICE

12-7266 Pinsetter Motor (Export)

Replaces 12-862077

- 110/220 Volt - 50 Cycle
- 1-1/2 Horsepower
- 1450 RPM
- Push Button Thermal Overload
- Open Drip Proof - Fan Cooled
- Mechanical Internal Switch
- Efficient Capacitor Run Design


Ball Rack Components

Part No.	Description
58-5472	B2000 Ball Rack Guide



Blower Motors

We now offer blower motors which will fit either the hand dryer in the ball rack or the Tel-E-Score. Make sure you have a spare in your inventory!



Part No.	Description	Voltage	Replaces
53-8659	Hand Dryer Blower or Tel-E-Score Blower	115 v	53-860359-002
54-8661	Hand Dryer Blower or Tel-E-Score Blower	230 v	53-860359-003

12-8716

Rocker Switch

Replaces 12-750410

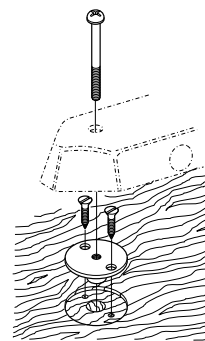


54-9800

Cover Hold-Down Kit

A special kit that solves your loose foul light cover problems.

Machined steel anchor plate is recessed into your approach with a 1-1/2" spade bit and then fastened with two wood screws (provided). Cover is firmly held down with a 3-1/2" x 1/4-20 chrome plated machine screw (provided).



38-7523

Gear box Lube Oil

High grade lubricating oil for your gear boxes. Packaged in easy pour 1 quart plastic bottles. 6 bottles to the case (6 qt. total package quantity.)

A-2 Oil is blended with anti-drip agents to help minimize oil seepage from worn seals and cracks.



Part No.	Application
38-7523	Machines w/Electronic Time Delay

54-1064

Ashtray

Replaces 54-100259

A direct replacement type for all Brunswick seating applications.



54-1050

Drink Holder

A direct replacement type for all Brunswick seating applications.



57-8608

“EASY TOUCH” Keyboard

Replaces 57-860607-002

THE ORIGINAL AND STILL THE BEST




Click Action Keys Each key “snaps” when actuated, providing your customer with a true “button has been pushed” sensation at the fingertip.

Easier to Read Color format has been enhanced to provide white letters on dark colored keys.

Improved Reliability “EASY TOUCH” construction is far superior to your original keyboards. The old factory keyboards actually rely on conductive paint to be the switch contact points. The “EASY TOUCH” utilizes the rugged industrial style switching method of spring steel conducting domes mounted on nickel plated copper circuit board.

Lustre Kleen Parts

Part No.	Description	Replaces
92-1040	Air Filter	14-400147



57-8609

Standard Keyboard


With Membrane Type Keys

Low Cost Construction similar to original factory keyboards.
Easy to Read Color format is enhanced to provide white letters on dark colored keys.
More Attractive Improved appearance adds beauty and value to your bowlers' area.



Lane Repair Materials

Key	Part No.	Description	Replaces
1	55-9241	Flat Gutter Adapter Block L.H.	52-100021-600
	55-9242	Flat Gutter Adapter Block R.H.	52-100020-600
	55-9215	Foul Line 1/2" x 3/4"	84-200365-000
2	55-9243	Gutter Riser Block	84-200603-000
	55-9260	Kickback Repair Plate 4" x 16"	
3	55-9261	Kickback Repair Plate 5" x 19-3/4"	
	55-9262	Kickback Repair Plate Triangle L.H.	
4	55-9263	Kickback Repair Plate Triangle R.H.	
	55-9211	Red Lane Dowel 1/2" Dia.	52-200059-000
	55-9212	Red Lane Dowel 11/16" Dia.	52-200060-000



38-1006**Electronic Call Sheet**

Software program designed to keep track of daily pinsetter stops at your bowling center. Designed by a pinsetter mechanic with 17 years of experience, this program also tracks your mechanics' daily work and their notes from each shift.

- Database program - fast and easy to use
- Tracks daily pinsetter frame counts for "Frames Per Stop" averages
- Each call is selected from a screen with 100 pre-made calls that can be modified in advance or during the actual logging of the call
- Once the mechanic enters the lane number, each call is logged automatically with the mechanic's name, date, time of day and category
- Choose from 21 pre-designed reports or customize your own

Inventory Management Software

Keep track of your pinsetter parts inventory with this easy-to-install software for your IBM-compatible personal computer. It arrives completely loaded with original factory part numbers (as well as QBC numbers), descriptions and current prices. You simply enter the inventory quantities of parts you have on hand, parts used on machines and parts received from suppliers.

You can also establish desired minimum quantities for each part number. When you start running low on an item, the computer will notify you to reorder. The program can even track which pinsetter receives which parts.

- 38-1010** "Windows" Inventory Management Program - Brunswick
38-1010B Price List Upgrade - Brunswick
38-1002 Demo Disk

- User friendly, developed for bowling centers
- Utilizes help screens and menu bars
- Prints Reports, Shelf Labels, Rolodex® Cards, etc.
- Keeps track of overall inventory value
- Provides a price comparison function
- Keeps track of backorders from suppliers
- Other items can be added, such as lane products
- Will keep track of repairs on a per machine basis
- Price update disk available annually for a small fee
- All software is compatible with Windows 98, ME, XP, NT, and Vista.

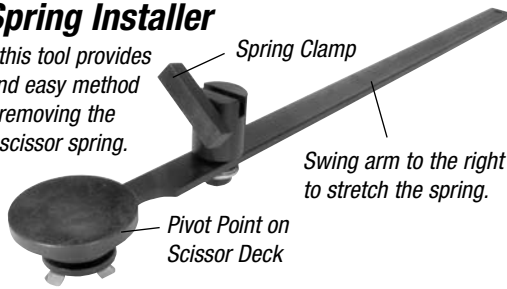
Contact your Quality dealer for a demo disk today!
 (Requires a basic PC computer with CD-ROM)



38-2009

Scissor Spring Installer

Simple to use, this tool provides a quick, safe and easy method of installing or removing the large 12-2022 scissor spring.




38-2008

Deck Jam Switch Checker

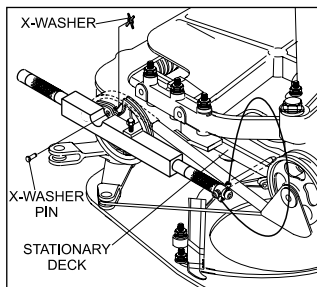

This tool enables the mechanic to easily perform one of the most important jobs on the pinsetter, checking the deck jam microswitch.

Simply position the bar into the end of the cable tube assembly as shown and pull back. This action pushes the actuator pin down and away from the switch causing a blackout (if the switch is working properly). If a blackout does occur then your deck jam microswitch is not functioning and needs to be serviced. Failure to maintain deck jam switches can cause expensive problems!



38-4100

Torsion Spring Tool



38-1079

Spring Compressor

A handy device that provides you with a safe and easy method of replacing springs, cables and switch actuator pins in the deck jam tube assembly. May be mounted on a bench or in the jaws of a vise. Safety rod retains springs, keeping them in control until all pressure is relieved.




38-4050

Hook Selector Tool

When changing the Hook Selector - this tool is a must. It turns a difficult job into an easy one.

This patented tool - designed by a pinsetter mechanic - is great for holding AND driving the roll pin (part number 4-8445/11-360465-000) into the "D" shaft. A must for every center. Includes package of 20 roll pins.



38-4810

Jack Shaft Installation Tool

A device that greatly simplifies the installation of Jack Shaft assemblies into the elevator frame. This tool will save time, save your bearings from damage and will keep tempers cool when it comes time to replace a shaft or change a magnetic clutch.



Now includes special drive washer to keep bearing aligned.

Belt Idlers - Machined Steel

Machined steel idler pulleys complete with ball bearings and snap rings installed. They are more economical, last longer and run truer than the old sheet metal style pulleys.

Part No.	Description	Replaces
26-4009	Round Belt Groove (Cross Conv. Drive)	12-400209
26-4019	3" Dia. Flat Groove (Long Turret Belt)	12-400219
26-4021	V Groove (Elevator & Turret)	12-400221
26-3075	V Groove (Pit Conveyor Belt)	12-300075
25-061	Replacement Bearing (for above pulleys)	12-400819
26-4097	5-1/2" Flat Groove (Elevator)	12-400297
25-062	Replacement Bearing (for 26-4097)	11-430032
26-4534	Cross Conveyor	12-450034
25-063	Replacement Bearing (for 26-4534)	



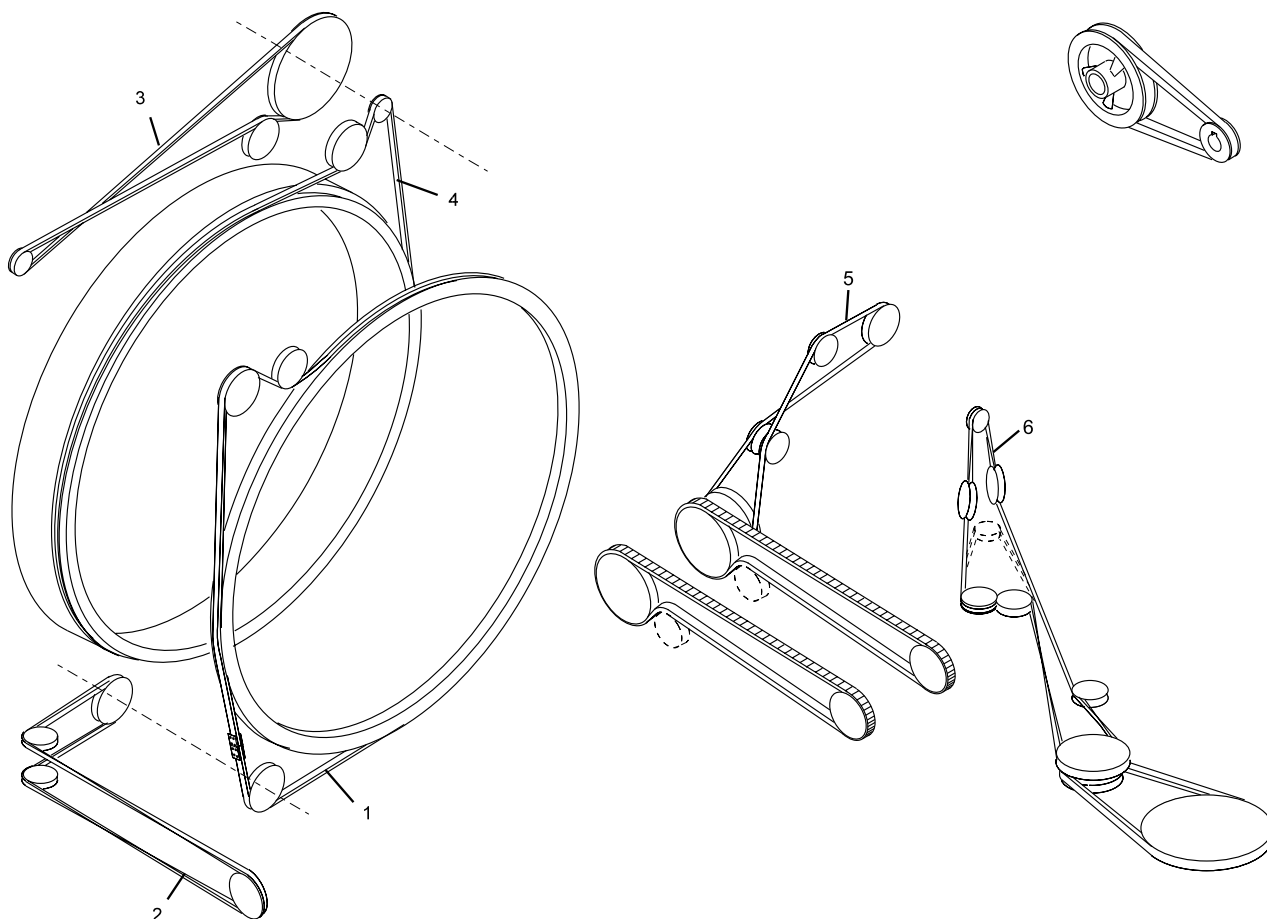
Requires original spacer for mounting (12-400030).

Pinsetter Bearings

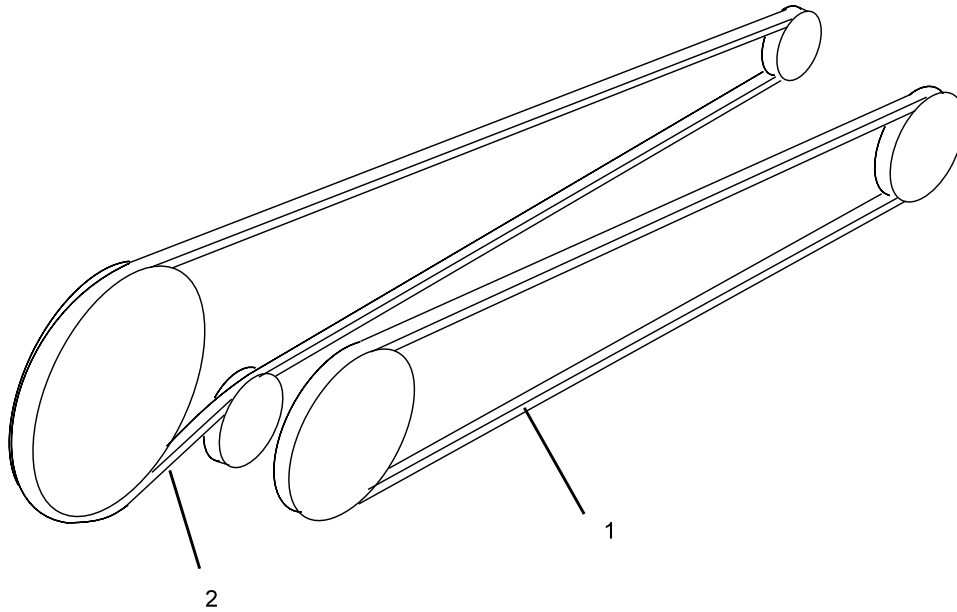
Original Part No.	Description	Order Part No.
10-430001	Bearing Self-Aligning Jack Shaft w/Snap Ring	25-001
11-413001	Bearing Ball Booster Drive Shaft (Insert)	25-067
11-430002	Bearing 4 to 1 Shaft - Inner Open Bearing	25-003
11-430003	Bearing 2 to 1 Shaft	25-004
11-430004	Bearing Upper Ball Wheel Guide Roller	25-005
11-430023	Bearing Pit Belt Idler Arm & Turret Bevel Gear	25-006
11-430008	Bearing Deck Lowering Link	25-007
11-430018	Bearing Old Style Jack Shaft w/Snap Ring	25-008
11-430011	Bearing 1 to 1 Main Shaft	25-009
11-430004	Bearing Detector Drive Idler Gear	25-005
11-430013	Bearing Lower Ball Wheel Guide Roller Lower Pin Wheel Guide Roller Accelerator Pulley	25-011
11-430015	Bearing Old Style Jack Shaft - No Snap Ring	25-012
11-430016	Bearing Sheet Metal Jogger Arm - Large End	25-013
11-430017	Bearing 2 to 1 Shaft	25-014
11-430018	Bearing Cross Conveyor Bearing Housing	25-008
11-430037	Bearing Preference System Hook	25-016
11-431000	Bearing Deck Post Bearing Housing	25-017
11-431002	Bearing Detector Shaft	25-018
11-431003	Bearing Detector Shaft w/Snap Ring	25-019
11-431006	Bearing Turret Clutch - No Snap Ring	25-020
11-431000	Bearing Turret Clutch - Old Style	25-017
11-431010	Bearing Turret Clutch with Snap Ring	25-022
11-432000	Bearing Upper Pin Wheel Guide Roller	25-023
11-432001	Bearing 4 to 1 Shaft - Outer Bearing	25-024
11-432002	Bearing Worm Shaft - Outer Bearing	25-025
11-433000	Bearing Upper Clutch Lever - Old Style	25-026
11-435001	Bearing Deck Lowering Hook Cam	25-027
11-436000	Stud Bearing Cam Follower	25-070
11-436001	Stud Bearing Cam Follower	25-071
11-437000	Stud Bearing Cam Follower	25-072
11-450001	Roller Bearing Jogger Arm - Small End	25-028
11-450100	Roller Bearing Worm Shaft - Outer Race	25-030
11-450101	Roller Bearing 2 to 1 Stud	25-075
11-450200	Inner Ring Worm Shaft	25-032
11-450201	Inner Ring Jogger Arm - Small End	25-033
11-450202	Inner Ring Deck Cable Pulleys	25-034
11-450301	Cam Follower Moving Deck and Scissor Cam	25-035
11-450302	Cam Follower Rake Shaft Bell Crank	25-036
11-450303	Cam Follower Rake Latch Assembly (Shotgun)	25-037
11-450301	Cam Follower Scotch Yoke Support Bracket	25-035
11-460000	Cam Follower Rake Cam	25-039
11-461000	Needle Bearing Deck Lift Shaft Bracket	25-040
11-480001	Needle Bearing Cam Follower w/Stud & Nut	25-041
11-483000	Needle Bearing Toggle Lever	25-043
11-483001	Needle Bearing Toggle Lever	25-044
11-483002	Needle Bearing Cable Pulley & Pulley Shaft	25-045
11-484000	Needle Bearing Cable Pulley	25-047
11-490001	Bearing Deck Lift Shaft	25-048
11-491000	Bearing Cast Jogger Arm - Large End	25-050
11-500001	Bearing Turret Stop Lever	25-051
12-862171	Bearing Turret Bell Crank	25-052

Power Lift & Miscellaneous

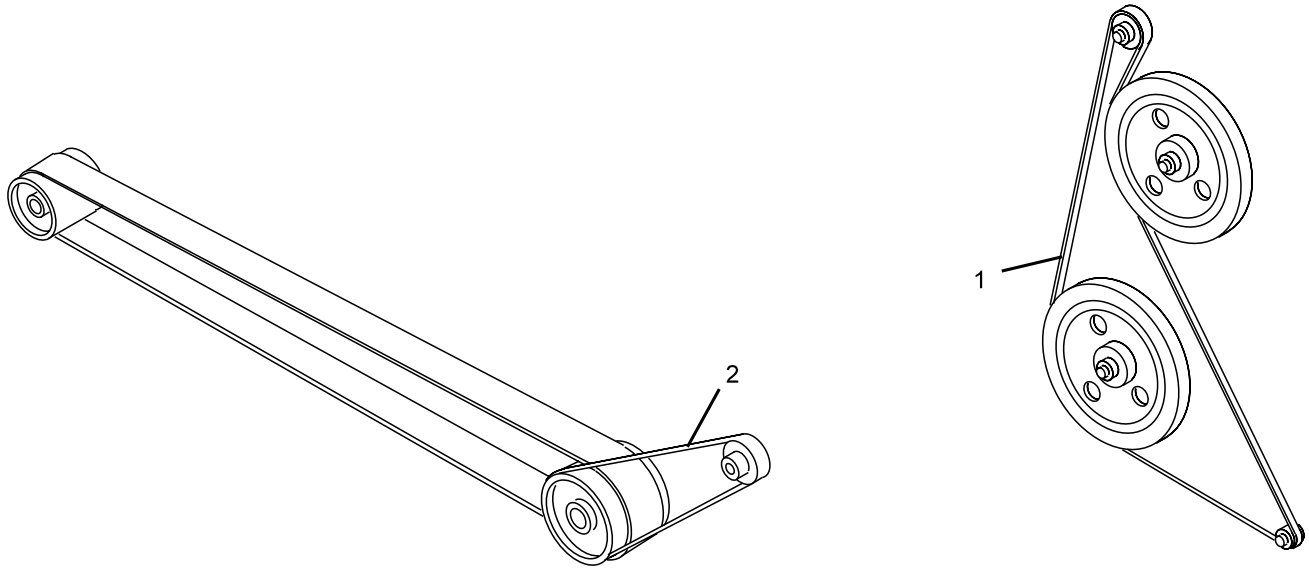
Original Order	Description	Part No.
Part No.	Description	Part No.
11-430013-000	Bearing Power Lift	25-011
11-430018-000	Bearing Power Lift	25-008
11-430028-000	Bearing Power Lift	25-006
11-430032-000	Bearing Power Lift	25-062
12-300160	Bearing & Housing Assy. - Pit Shaft	12-3060
12-300160-3	Bearing (only) Cast Iron Pit Shaft Housing	12-3061
11-500552-000	Clutch Bearing	25-157
	Bearing Old Style Pinsetter Motor	25-011
11-430045-000	Bearing Magnetic Clutch	25-059
N.A.	Bearing Hand Dryer & Tel-E-Score Blowers	25-057



Description	Original Part No.	Order Part No.	Key
<i>Ball Wheel Belt, endless</i>	12-400227-000	27-B205	1
<i>Ball Wheel Belt, spliced</i>	12-400279-000	27-8360	1
<i>Pit Conveyor Drive Belt</i>	12-300082-003	27-8625	2
<i>Jack Shaft Belt, cross drive</i>	12-400034-004	27-A120	3
<i>Pin Wheel Belt</i>	12-400034-005	27-B195	4
<i>Cross Conveyor Drive Belt, "V"</i>	10-635309-000	27-A80	5
<i>Turret Drive Gear Belt, non-beveled, cogged</i>	12-400223-000	27-8615	6



Description	Original Part No.	Order Part No.	Key
<i>Motor to Gear Box Belt, standard for Jet Back</i>	12-400329-000	27-4L790	1
<i>Motor to Gear Box Belt, standard for Model A</i>	12-400034-002	27-A75	
<i>Motor to Gear Box Belt, Model A-2 (2.5" longer, use for 50 cycle)</i>	10-635326-000	27-A66	
<i>Motor to Gear Box Belt, standard for Model A-2</i>	10-635304-000	27-A64	
<i>Motor to Gear Box Belt, Model A-2 (1.5" shorter)</i>	10-635325-000	27-A62	2
<i>Motor to Elevator Belt, Model A-2</i>	12-400034-003	27-A105	
<i>Motor to Elevator Belt, Model A-2 EL 96</i>	10-635330-000	27-A92	
<i>Motor to Elevator, Model A-2</i>	10-635303-000	27-A90	



Description	Original Part No.	Order Part No.	Key
<i>Subway Lift Flat Belt, 91</i>	<i>10-635128-000</i>	<i>27-8565</i>	<i>1</i>
<i>Subway Lift Flat Belt, 88</i>	<i>24-200947-000</i>	<i>27-8560</i>	
<i>Subway Lift Poly V-Belt, 89</i>	<i>53-520235-000</i>	<i>27-8420</i>	
<i>Subway Lift V-Belt</i>	<i>10-635317-000</i>	<i>27-AX90</i>	
<i>Ball Accelerator Flat Drive Belt, for 2-23/32" pulley</i>	<i>10-635112-000</i>	<i>27-8555</i>	<i>2</i>
<i>Ball Accelerator Flat Drive Belt, for 1-11/16" pulley</i>	<i>10-635113-000</i>	<i>27-8553</i>	
<i>Ball Accelerator Flat Drive Belt, for 2-1/32" pulley</i>	<i>10-635118-000</i>	<i>27-8554</i>	

53-8631

“POLY V” Belt Conversion Kit

Convert your flat belt or V belt lifts to Poly V belt drive. Includes motor pulley, idler arm, tension spring and a long lasting Poly V-belt.



Spare Parts

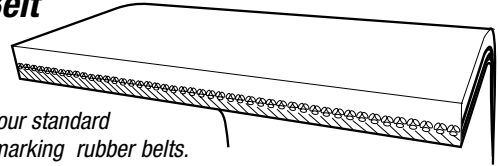
53-8631A	Motor Pulley
53-8631B	Idler Pulley
53-8631C	Idler Arm
53-8631D	Spring
27-5042	Poly V-belt

Special Construction Details - Pinsetter Belts

Accelerator Belt


We offer a “High Performance”

green (27-8509) and our standard **blue (27-8508)**, non-marking rubber belts.



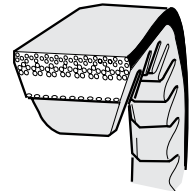
27-8610 Cross Conveyor Drive

Our famous round drive belt. Solid urethane construction wears like iron and does not create stringy mess like the regular rubber belt. Also, belt can be welded to increase life span.



27-8615 Long Turret Drive

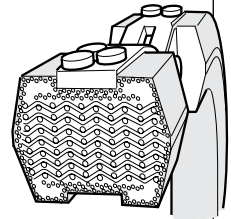
Molded cog design lasts far longer than belts made with cut notches.



27-8360 Spliced Ball Wheel

This traditional design will run for years. Heavily reinforced with stacks of nylon cord. Fastener recessed to eliminate “clicking.”

27-8360A Spare Belt Fastener for 27-8360 (1)



27-8370 Spliced Ball Wheel Belt

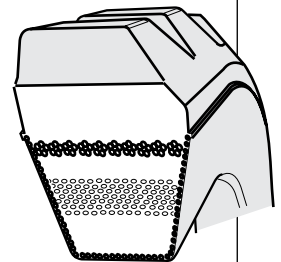
Molded cog design lasts far longer than belts made with cut notches.

27-8651 Cross Conveyor

This is the “cogged top surface” belt supplied as original equipment on American built pinsetters.

27-8651HP Cross Conveyor

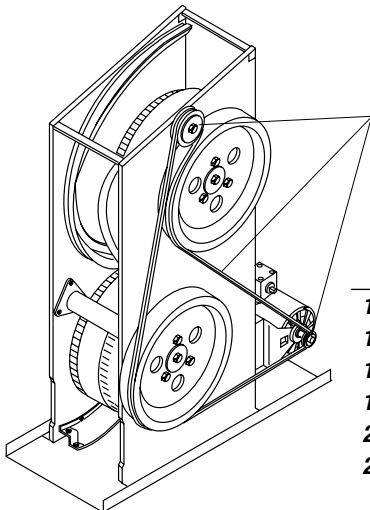
For your high performance. Soft, gray top provides maximum gripping power.



124-2000

“V” Belt Conversion Kit

Convert your flat belt lifts to V belt drive. Works great on older lifts that have no belt tension adjustment. Includes motor pulley, top idler, adapter bushing and a 27-AX90 V-belt.



124-2000 V-Belt Kit

Spare Parts

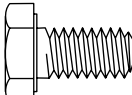
124-2000A	Top Idler Pulley
124-2000B	Adapter
124-2000C	Motor Pulley
124-2000D	Snap Ring
25-005	Idler Bearing
27-AX90	V-belt

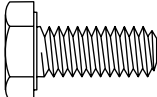


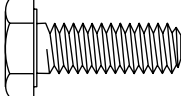
HEX HEAD CAP SCREWS

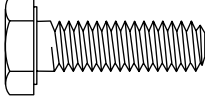
1/4-20 Grade 2

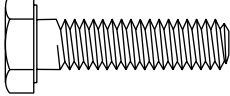
- 4-2102**
1/4-20 x 1/2
Pkg. Qty. 25

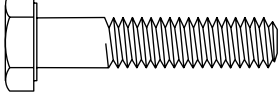

- 4-2103**
1/4-20 x 5/8
Pkg. Qty. 25

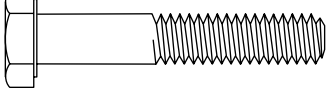

- 4-2104**
1/4-20 x 3/4
Pkg. Qty. 25

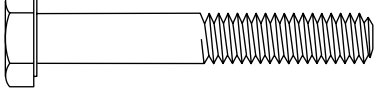

- 4-2105**
1/4-20 x 7/8
Pkg. Qty. 25

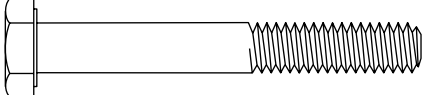

- 4-2106**
1/4-20 x 1
Pkg. Qty. 25



- 4-2108**
1/4-20 x 1-1/4
Pkg. Qty. 25



- 4-2109**
1/4-20 x 1-1/2
Pkg. Qty. 25



- 4-2110**
1/4-20 x 1-3/4
Pkg. Qty. 25



- 4-2111**
1/4-20 x 2
Pkg. Qty. 25


- 4-2112**
1/4-20 x 2-1/4
Pkg. Qty. 15


- 4-2113**
1/4-20 x 2-1/2
Pkg. Qty. 25

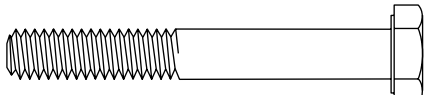

- 4-2114**
1/4-20 x 2-3/4
Pkg. Qty. 10

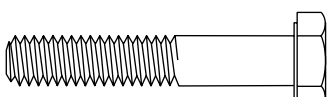

- 4-2115**
1/4-20 x 3
Pkg. Qty. 25

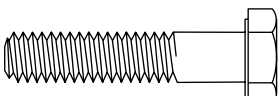


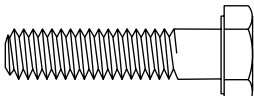
1/4-20 Grade 5

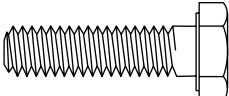
- 4-2511**
1/4-20 x 2
Pkg. Qty. 25

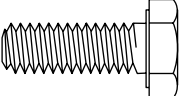

- 4-2509**
1/4-20 x 1-1/2
Pkg. Qty. 25

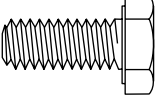

- 4-2508**
1/4-20 x 1-1/4
Pkg. Qty. 25


- 4-2507**
1/4-20 x 1-1/8
Pkg. Qty. 25


- 4-2506**
1/4-20 x 1
Pkg. Qty. 25

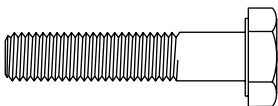

- 4-2504**
1/4-20 x 3/4
Pkg. Qty. 25

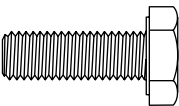

- 4-2503**
1/4-20 x 5/8
Pkg. Qty. 25



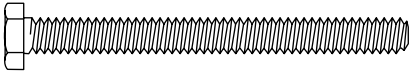
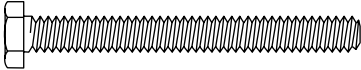
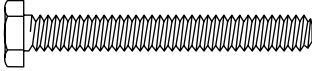


1/4-28 Grade 5

- 4-2662**
1/4-28 x 1-1/4
Pkg. Qty. 25


- 4-2658**
1/4-28 x 3/4
Pkg. Qty. 25





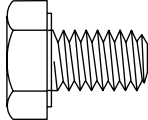
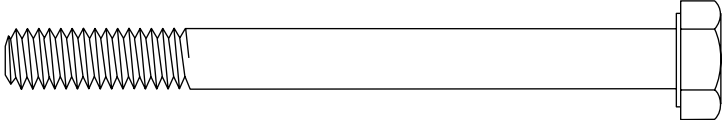
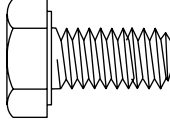
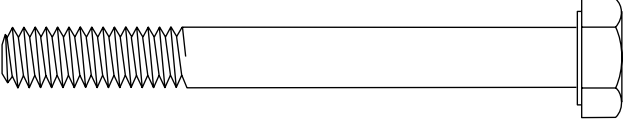
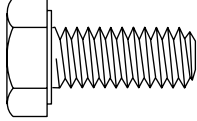
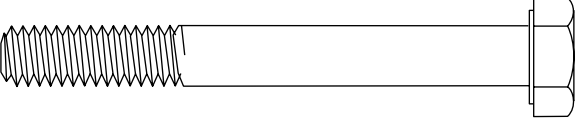
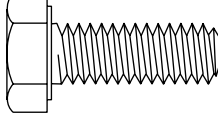
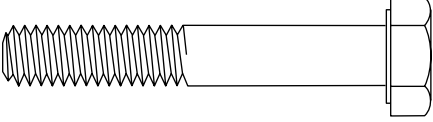
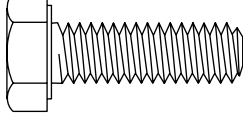
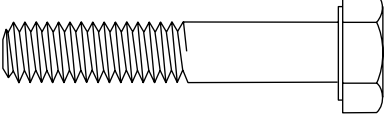
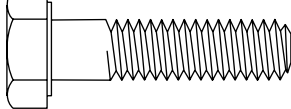
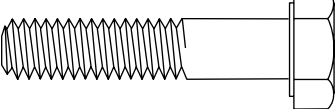
Machine Screws

- 4-1210**
#10-24 x 2
Pkg. Qty. 25 
- 4-1209**
#10-24 x 1-3/4
Pkg. Qty. 25 
- 4-1208**
#10-24 x 1-1/2
Pkg. Qty. 25 
- 4-1205**
#10-24 x 3/4
Pkg. Qty. 25 
- 4-1204**
#10-24 x 5/8
Pkg. Qty. 25 



HEX HEAD CAP SCREWS

5/16-18 Grade 2

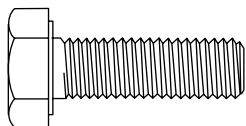
-  **4-2148**
5/16-18 x 5-1/2
Pkg. Qty. 25
-  **4-2142**
5/16-18 x 3-3/4
Pkg. Qty. 25
- 4-2126**
5/16-18 x 1/2
Pkg. Qty. 25 
-  **4-2141**
5/16-18 x 3-1/2
Pkg. Qty. 25
- 4-2127**
5/16-18 x 5/8
Pkg. Qty. 25 
-  **4-2139**
5/16-18 x 3
Pkg. Qty. 25
- 4-2128**
5/16-18 x 3/4
Pkg. Qty. 25 
-  **4-2138**
5/16-18 x 2-3/4
Pkg. Qty. 25
- 4-2129**
5/16-18 x 7/8
Pkg. Qty. 25 
-  **4-2135**
5/16-18 x 2
Pkg. Qty. 25
- 4-2130**
5/16-18 x 1
Pkg. Qty. 25 
-  **4-2134**
5/16-18 x 1-3/4
Pkg. Qty. 25
- 4-2132**
5/16-18 x 1-1/4
Pkg. Qty. 25 
-  5/16-18 x 1-1/2
Pkg. Qty. 25



HEX HEAD CAP SCREWS

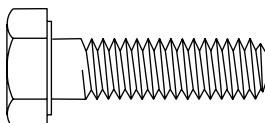
5/16-24 Grade 2

4-2284
5/16-24 x 1
Pkg. Qty. 25

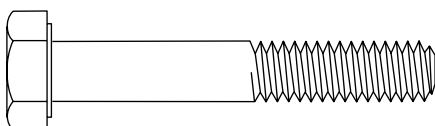


5/16-18 Grade 5


4-2531
5/16-18 x 1-1/8
Pkg. Qty. 25



4-2535
5/16-18 x 2
Pkg. Qty. 25

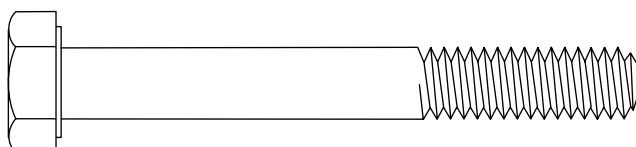


4-2537
5/16-18 x 2-1/2
Pkg. Qty. 25

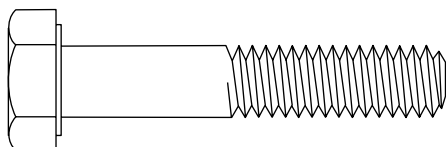


3/8-16 Grade 5

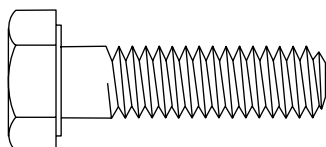
4-2562
3/8-16 x 3
Pkg. Qty. 10



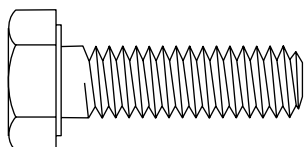
4-2558
3/8-16 x 2
Pkg. Qty. 10



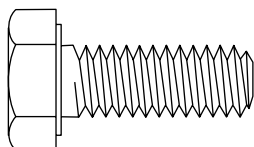
4-2556
3/8-16 x 1-3/8
Pkg. Qty. 10



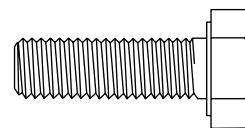
4-2555
3/8-16 x 1-1/4
Pkg. Qty. 10



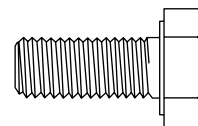
4-2554
3/8-16 x 1
Pkg. Qty. 10



5/16-24 Grade 5

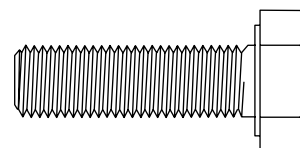


4-2684
5/16-24 x 1
Pkg. Qty. 25

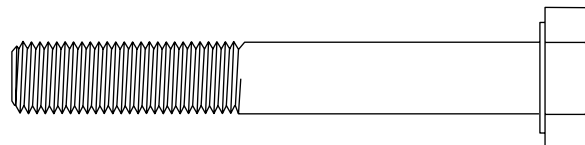


4-2682
5/16-24 x 3/4
Pkg. Qty. 25

3/8-24 Grade 5

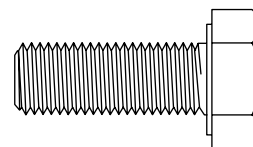


4-2709
3/8-24 x 1-1/4
Pkg. Qty. 10

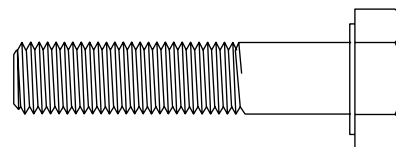


4-2715
3/8-24 x 2-3/4
Pkg. Qty. 10

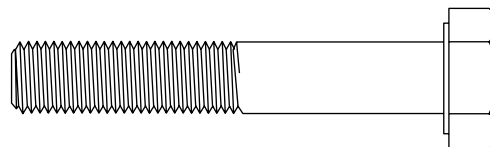
3/8-24 Grade 2



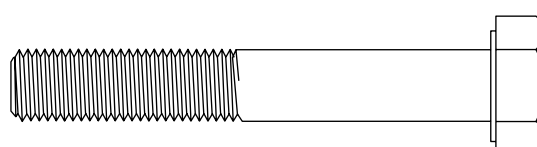
4-2308
3/8-24 x 1
Pkg. Qty. 10



4-2311
3/8-24 x 1-3/4
Pkg. Qty. 10



4-2313
3/8-24 x 2-1/4
Pkg. Qty. 10



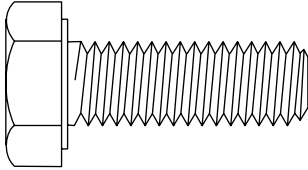
4-2314
3/8-24 x 2-1/2
Pkg. Qty. 10



HEX HEAD CAP SCREWS

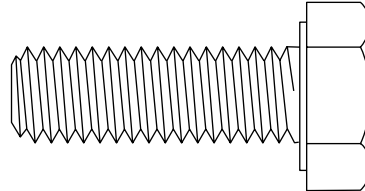
7/16-14 Grade 5

4-2574
7/16-14 x 7/8
Pkg. Qty. 10



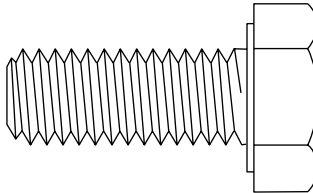
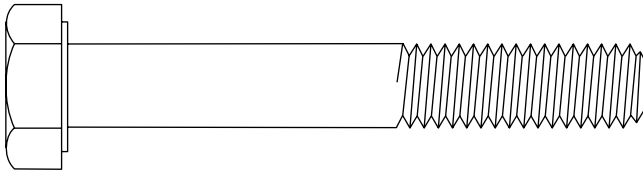
1/2-13 Grade 2

4-2198
1/2-13 x 1-1/2
Pkg. Qty. 10



7/16-14 Grade 2

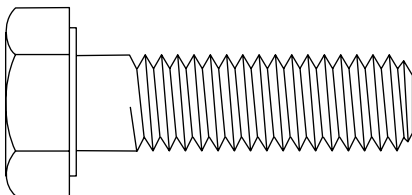
4-2183
7/16-14 x 3
Pkg. Qty. 10



4-2197
1/2-13 x 1-1/4
Pkg. Qty. 10

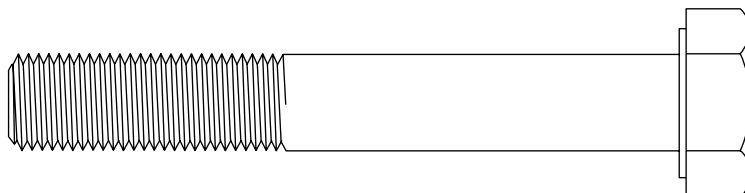
1/2-13 Grade 5

4-2599
1/2-13 x 1-3/4
Pkg. Qty. 10




1/2-20 Grade 5

4-2760
1/2-20 x 3-1/2
Pkg. Qty. 10




#10-24

4-3104
#10-24 x 3/4
Pkg. Qty. 10




4-3105
#10-24 x 7/8
Pkg. Qty. 10




#10-32

4-3264
#10-32 x 1/2
Pkg. Qty. 10

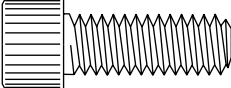


4-3265
#10-32 x 5/8
Pkg. Qty. 10

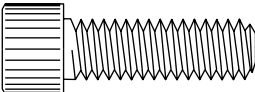


5/16-18


4-3138
5/16-18 x 7/8
Pkg. Qty. 10



4-3139
5/16-18 x 1
Pkg. Qty. 10

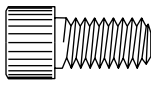


4-3140
5/16-18 x 1-1/4
Pkg. Qty. 10

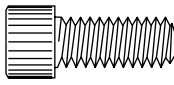


1/4-20

4-3112
1/4-20 x 1/2
Pkg. Qty. 10



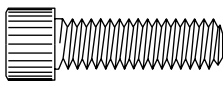
4-3113
1/4-20 x 5/8
Pkg. Qty. 10



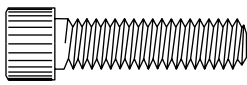
4-3114
1/4-20 x 3/4
Pkg. Qty. 10




4-3115
1/4-20 x 7/8
Pkg. Qty. 10



4-3116
1/4-20 x 1
Pkg. Qty. 10



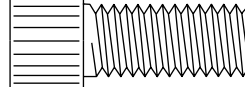
4-3122
1/4-20 x 2-1/2
Pkg. Qty. 10





SOCKET HEAD CAP SCREWS

3/8-16

4-3161
3/8-16 x 7/8
Pkg. Qty. 10

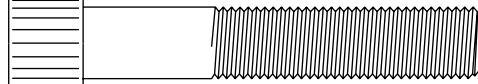


4-3168
3/8-16 x 2-1/2
Pkg. Qty. 10



3/8-24

4-3328
3/8-24 x 2-1/16
Pkg. Qty. 10




7/16-20

4-3351
7/16-20 x 2-1/2
Pkg. Qty. 10



1/2-20

4-3371
1/2-20 x 2-1/4
Pkg. Qty. 10

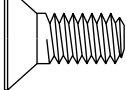




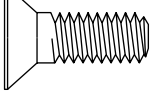
FLAT HEAD SOCKET CAP SCREWS

1/4-20

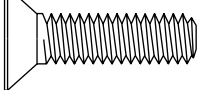
4-4113
1/4-20 x 5/8
Pkg. Qty. 10



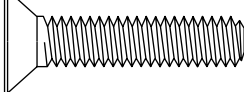
4-4114
1/4-20 x 3/4
Pkg. Qty. 10



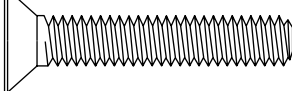
4-4116
1/4-20 x 1
Pkg. Qty. 10




4-4117
1/4-20 x 1-1/4
Pkg. Qty. 10




4-4118
1/4-20 x 1-1/2
Pkg. Qty. 10



4-4123
1/4-20 x 2-3/4
Pkg. Qty. 10

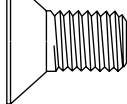


4-4128
1/4-20 x 4
Pkg. Qty. 10




5/16-24

4-4298
5/16-24 x 5/8
Pkg. Qty. 10




4-4273
1/4-28 x 3/8
Pkg. Qty. 10



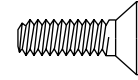
1/4-28

#10-24

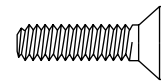
4-4101
#10-24 x 3/8
Pkg. Qty. 10



4-4103
#10-24 x 5/8
Pkg. Qty. 10

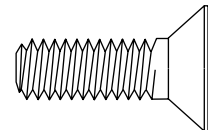


4-4104
#10-24 x 3/4
Pkg. Qty. 10

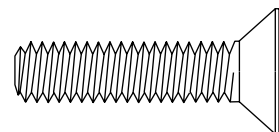


5/16-18

4-4139
5/16-18 x 1
Pkg. Qty. 10

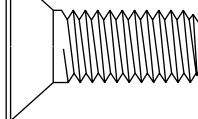


4-4140
5/16-18 x 1-3/8
Pkg. Qty. 10

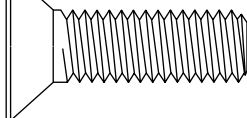


3/8-16

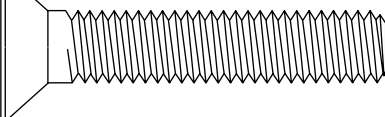
4-4162
3/8-16 x 1
Pkg. Qty. 10



4-4163
3/8-16 x 1-1/4
Pkg. Qty. 10

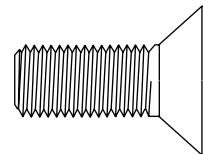


4-4166
3/8-16 x 2
Pkg. Qty. 10

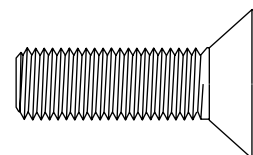


3/8-24

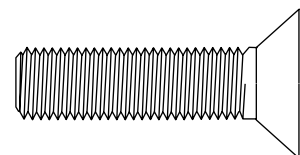
4-4324
3/8-24 x 1
Pkg. Qty. 10



4-4325
3/8-24 x 1-1/4
Pkg. Qty. 10



4-4326
3/8-24 x 1-1/2
Pkg. Qty. 10

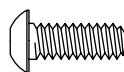




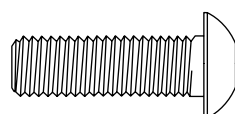
BUTTON HEAD SOCKET CAP SCREWS

#10-24

4-5102
#10-24 x 1/2
Pkg. Qty. 10



5/16-24



4-5301
5/16-24 x 1
Pkg. Qty. 10

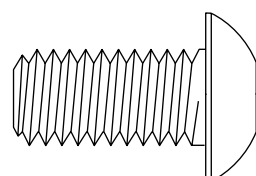
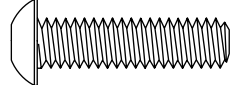
1/4-20

4-5113
1/4-20 x 5/8
Pkg. Qty. 10



1/2-13

4-5116
1/4-20 x 1
Pkg. Qty. 10



4-5204
1/2-13 x 1
Pkg. Qty. 10

LOCKWASHERS

Split

4-7111
#6
Pkg. Qty. 1



4-7112
#8
Pkg. Qty. 1



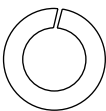
4-7113
#10
Pkg. Qty. 1



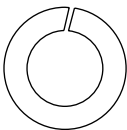
4-7114
1/4
Pkg. Qty. 1



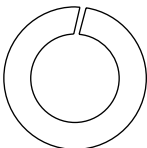
4-7115
5/16
Pkg. Qty. 1



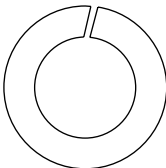
4-7116
3/8
Pkg. Qty. 25



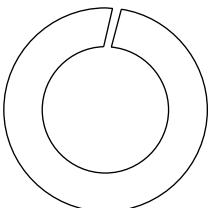
4-7117
7/16
Pkg. Qty. 25



4-7118
1/2
Pkg. Qty. 25



4-7119
5/8
Pkg. Qty. 25



Hi-Collar Split

4-7145
#8
Pkg. Qty. 1




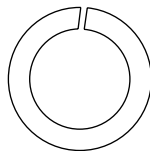
4-7146
#10
Pkg. Qty. 25



4-7147
1/4
Pkg. Qty. 25



4-7151
1/2
Pkg. Qty. 10



LOCKWASHERS

External Tooth

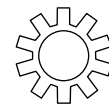
4-7123
#8
Pkg. Qty. 1




4-7124
#10
Pkg. Qty. 1




4-7125
1/4
Pkg. Qty. 1

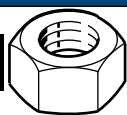


4-7127
3/8
Pkg. Qty. 25



4-7129
3/8
Pkg. Qty. 25



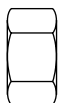
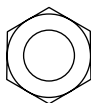


HEX NUTS

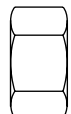
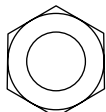
Standard Hex Nuts

Coarse

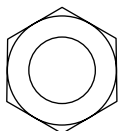
4-6112
1/4-20
Pkg. Qty. 25



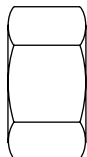
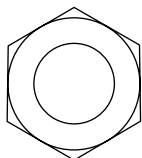
4-6114
5/16-18
Pkg. Qty. 25




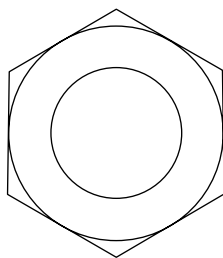
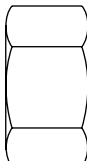
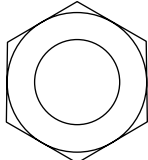
4-6116
3/8-16
Pkg. Qty. 25



4-6118
7/16-14
Pkg. Qty. 25



4-6120
1/2-13
Pkg. Qty. 25



Fine

4-6113
1/4-28
Pkg. Qty. 25

4-6115
5/16-24
Pkg. Qty. 25

4-6119
7/16-20
Pkg. Qty. 25

4-6121
1/2-20
Pkg. Qty. 25

4-6127
3/4-16
Pkg. Qty. 25

Machine Screw Nuts

Coarse

4-6133
#10-24
Pkg. Qty. 25

4-6135
#12-24
Pkg. Qty. 25

4-6136
1/4-20
Pkg. Qty. 25

4-6138
5/16-18
Pkg. Qty. 25

4-6139
3/8-16
Pkg. Qty. 25

Fine

4-6130
#4-40
Pkg. Qty. 25

4-6131
#6-32
Pkg. Qty. 25

4-6132
#8-32
Pkg. Qty. 25

4-6134
#10-32
Pkg. Qty. 25



Flexloc Nuts

Coarse

4-6243
#10-24
Pkg. Qty. 10

4-6245
1/4-20
Pkg. Qty. 10

4-6247
5/16-18
Pkg. Qty. 10

4-6249
3/8-16
Pkg. Qty. 10

Fine

4-6248
5/16-24
Pkg. Qty. 10





HEX NUTS

Nylock Nuts

Coarse



4-6211
#6-32
Pkg. Qty. 25



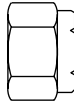
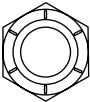
4-6212
#8-32
Pkg. Qty. 25

4-6213
#10-24
Pkg. Qty. 25



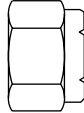
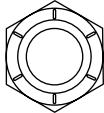
4-6214
#10-32
Pkg. Qty. 25

4-6215
1/4-20
Pkg. Qty. 25



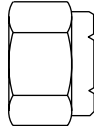
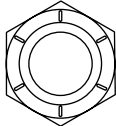
4-6216
1/4-28
Pkg. Qty. 25

4-6217
5/16-18
Pkg. Qty. 1

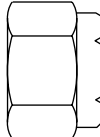
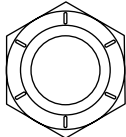


4-6218
5/16-24
Pkg. Qty. 25

4-6219
3/8-16
Pkg. Qty. 25

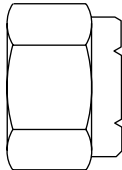
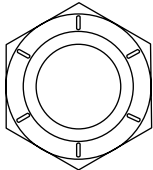


4-6220
3/8-24
Pkg. Qty. 25



4-6222
7/16-20
Pkg. Qty. 25

4-6223
1/2-13
Pkg. Qty. 25

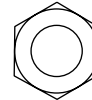


4-6224
1/2-20
Pkg. Qty. 25

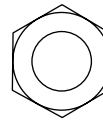
Jam Nuts

Coarse

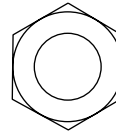
4-6412
1/4-20 R.H.
Pkg. Qty. 25



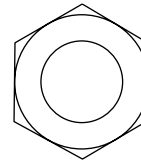
4-6414
5/16-18 R.H.
Pkg. Qty. 20



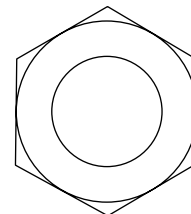
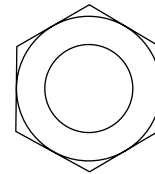
4-6416
3/8-16 R.H.
Pkg. Qty. 25



4-6418
7/16-14 R.H.
Pkg. Qty. 25



4-6420
1/2-13 R.H.
Pkg. Qty. 25



Fine

4-6413
1/4-28 R.H.
Pkg. Qty. 25



4-6419
7/16-20 R.H.
Pkg. Qty. 25



4-6421
1/2-20 R.H.
Pkg. Qty. 25



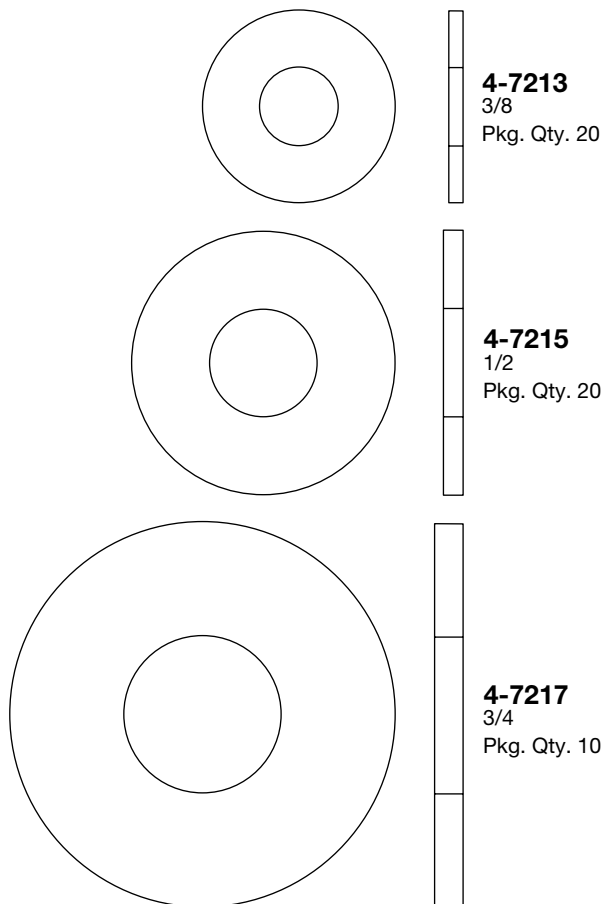
4-6423
5/8-18 R.H.
Pkg. Qty. 25



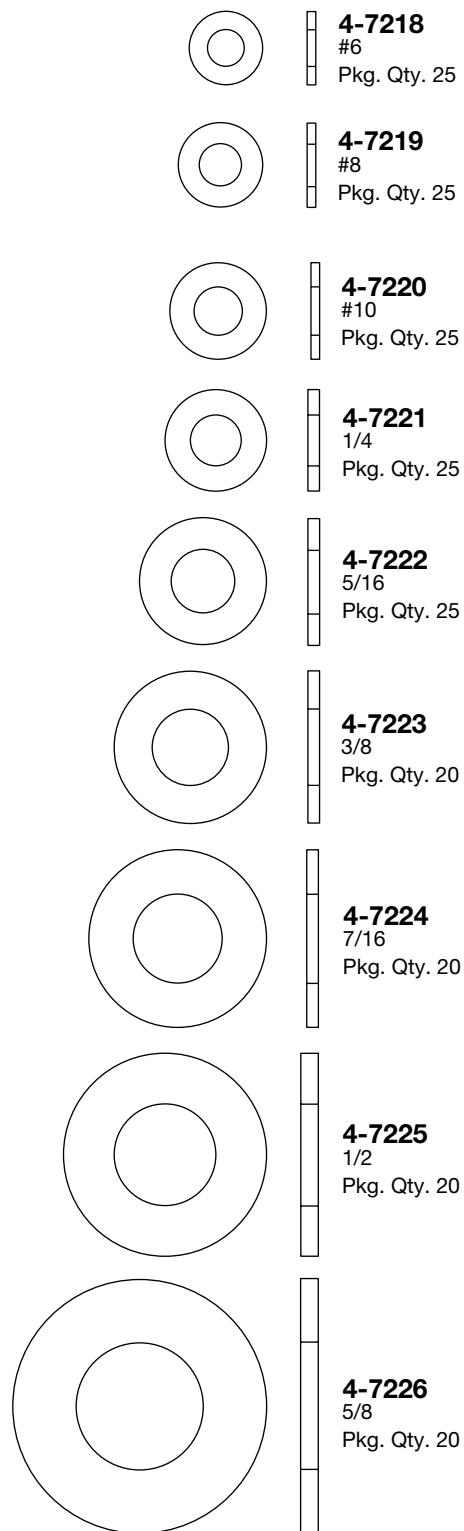


FLAT WASHERS

USS

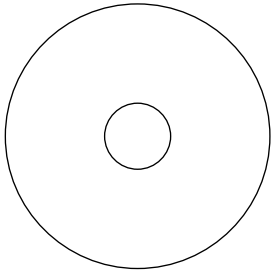


SAE

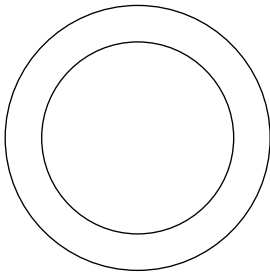


 **FLAT WASHERS**

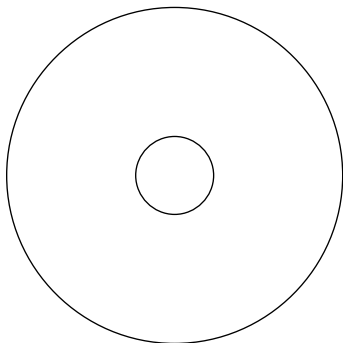
Non-Standard



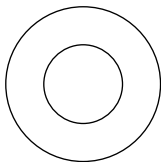
4-7251
Pkg. Qty. 25



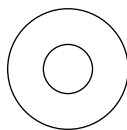
4-7252
Pkg. Qty. 25



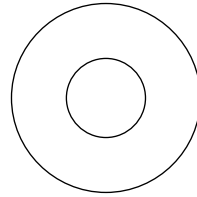
4-7255
Pkg. Qty. 5



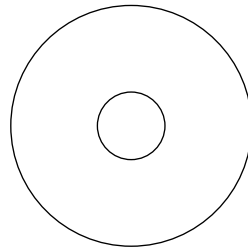
4-7254
Pkg. Qty. 10



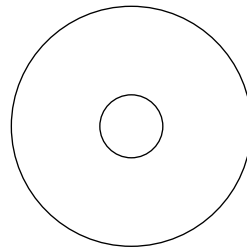
4-7253
Pkg. Qty. 20



4-7256
Pkg. Qty. 5



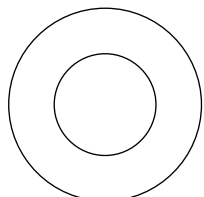
4-7257
Pkg. Qty. 1



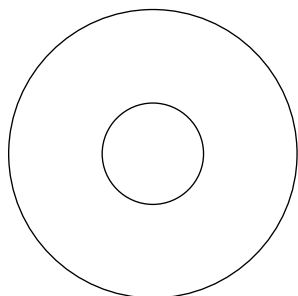
4-7258
Pkg. Qty. 25

 **FLAT WASHERS**

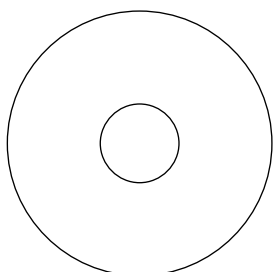
Non-Standard



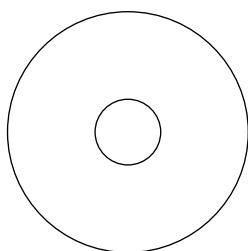
4-7259
Pkg. Qty. 20



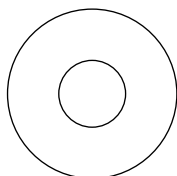
4-7260
Pkg. Qty. 25



4-7261
Pkg. Qty. 10

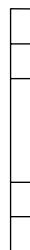
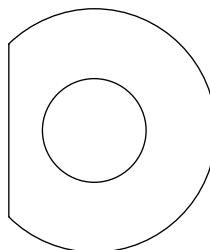


4-7262
Pkg. Qty. 10

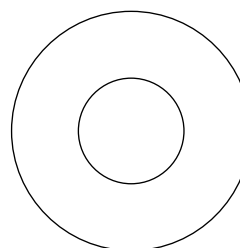


4-7263
Pkg. Qty. 5

Special



4-7301
D-Washer
Pkg. Qty. 5



4-7302
Fiber Washer
Pkg. Qty. 10

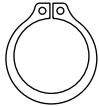


RETAINING RINGS

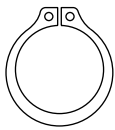
External



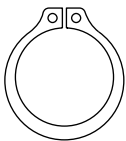
4-8110
Pkg. Qty. 20



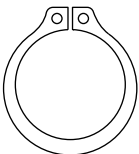
4-8115
Pkg. Qty. 20



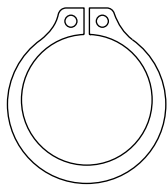
4-8120
Pkg. Qty. 20



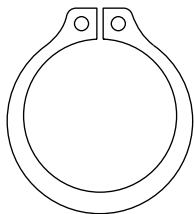
4-8125
Pkg. Qty. 20



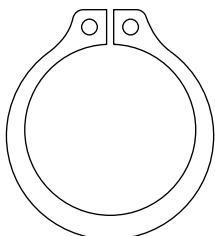
4-8130
Pkg. Qty. 20



4-8135
Pkg. Qty. 20

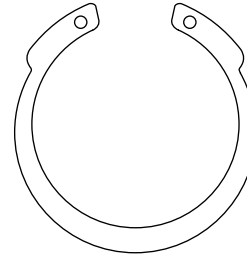


4-8145
Pkg. Qty. 20

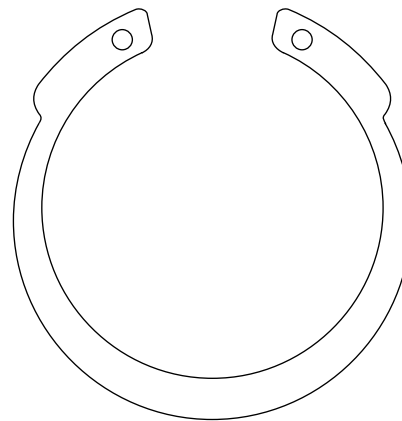


4-8150
Pkg. Qty. 20

Inverted Internal

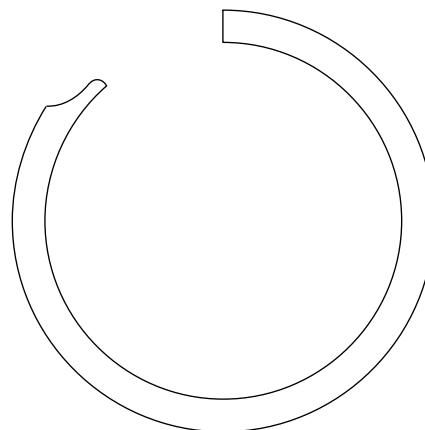


4-8160
Pkg. Qty. 20




4-8165
Pkg. Qty. 20

Internal Spirol







4-8175
Pkg. Qty. 20





ROLL PINS



4-8205
1/8 x 1/2  
Pkg. Qty. 25

4-8210
1/8 x 7/8  
Pkg. Qty. 25

4-8215
1/8 x 15/16  
Pkg. Qty. 25

4-8220
5/32 x 3/4  
Pkg. Qty. 20



4-8225
5/32 x 1-1/4  
Pkg. Qty. 10



4-8230
3/16 x 3/8  
Pkg. Qty. 25

4-8235
3/16 x 1/2  
Pkg. Qty. 25

4-8240
3/16 x 5/8  
Pkg. Qty. 25

4-8245
3/16 x 3/4  
Pkg. Qty. 20

4-8250
3/16 x 1  
Pkg. Qty. 25

4-8255
3/16 x 1-1/2  
Pkg. Qty. 25

4-8260
3/16 x 1-3/4  
Pkg. Qty. 25



4-8265
1/4 x 1/2  
Pkg. Qty. 1


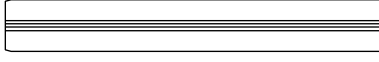
4-8270
1/4 x 5/8  
Pkg. Qty. 25

4-8275
1/4 x 3/4  
Pkg. Qty. 10



4-8280
1/4 x 1  
Pkg. Qty. 25



4-8285
1/4 x 1-1/4  
Pkg. Qty. 25


4-8290
1/4 x 1-3/4  
Pkg. Qty. 25

4-8295
1/4 x 2  
Pkg. Qty. 25

4-8300
3/8 x 1-1/2  
Pkg. Qty. 20

4-8305
3/8 x 2  
Pkg. Qty. 20

4-8320
1/2 x 2-3/4  
Pkg. Qty. 10



SPIROL PINS

4-8410
3/32 x 5/8
Pkg. Qty. 20



4-8415
3/32 x 3/4
Pkg. Qty. 20



4-8420
3/32 x 1
Pkg. Qty. 20



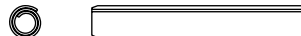
4-8425
1/8 x 1
Pkg. Qty. 20



4-8430
1/8 x 1-1/8
Pkg. Qty. 20



4-8435
5/32 x 1-1/8
Pkg. Qty. 20



4-8440
3/16 x 3/4
Pkg. Qty. 20



4-8445
3/16 x 1-1/8
Pkg. Qty. 20



4-8450
3/16 x 1-1/4
Pkg. Qty. 20



4-8455
3/16 x 1-3/8
Pkg. Qty. 20



4-8286
1/4 x 1-1/2
Pkg. Qty. 10





4-8460
5/16 x 1-5/8
Pkg. Qty. 25











MACHINE KEYS



Square Keys



4-8530  
 Pkg. Qty. 5
 Moving deck-scissor control cable pulley/shaft assembly, Jetback ball booster shaft



4-8560  
 Pkg. Qty. 5
 Pin wheel jack shaft - single small sheave, Turret drive bevel gear shaft/belt sheave



4-8540  
 Pkg. Qty. 5
 Elevator jack shafts - 12" sheaves



4-8555  
 Pkg. Qty. 5
 Pin wheel jack shaft - magnetic clutch keyway



4-8550  
 Pkg. Qty. 5
 Elevator jack shafts - small sheaves

4-8535  
 Pkg. Qty. 5
 Detector main shaft. Pinsetter motor shaft (shorten as required)



4-8545  
 Pkg. Qty. 5
 Ball wheel jack shaft - ball wheel pulley keyway



4-8520  
 Pkg. Qty. 5
 1 to 1 shaft - spur gear

4-8525  
 Pkg. Qty. 5
 1 to 1 shaft - moving deck, scissor and rake cams

4-8515  
 Pkg. Qty. 5
 4 to 1 shaft - bronze gear

Rectangular Keys

4-8510  
 Pkg. Qty. 5
 1 to 1 shaft - extended cycle cams

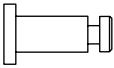
4-8565  
 Pkg. Qty. 5
 Pin wheel jack shaft - nylon bevel gear drive




X-WASHER PINS


6-045
Pkg. Qty. 5 


6-020
Pkg. Qty. 1 

6-105
Pkg. Qty. 5 


6-110
Pkg. Qty. 5 


6-115
Pkg. Qty. 5 


6-120
Pkg. Qty. 5 


6-125
Pkg. Qty. 5 


6-130
Pkg. Qty. 5 


6-135
Pkg. Qty. 5 


6-140
Pkg. Qty. 5 


6-145
Pkg. Qty. 5 


6-150
Pkg. Qty. 5 


6-155
Pkg. Qty. 5 


6-160
Pkg. Qty. 5 


6-165
Pkg. Qty. 5 


6-170
Pkg. Qty. 5 


6-205
Pkg. Qty. 5 


6-210
Pkg. Qty. 5 


6-215
Pkg. Qty. 5 


6-220
Pkg. Qty. 5 


6-225
Pkg. Qty. 5 


6-230
Pkg. Qty. 5 


6-235
Pkg. Qty. 5 


6-240
Pkg. Qty. 5 

6-245
Pkg. Qty. 5 

6-250
Pkg. Qty. 5 

6-255
Pkg. Qty. 5 


6-260
Pkg. Qty. 5 

6-265
Pkg. Qty. 5 




X-WASHER PINS


6-305
Pkg. Qty. 2




6-310
Pkg. Qty. 2




6-315
Pkg. Qty. 2



6-320
Pkg. Qty. 2



6-325
Pkg. Qty. 2



6-285
Pkg. Qty. 2



6-405
Pkg. Qty. 2




6-410
Pkg. Qty. 2



6-605
Pkg. Qty. 2




6-505
Pkg. Qty. 1




6-510
Pkg. Qty. 2



6-515
Pkg. Qty. 1




6-005
Pkg. Qty. 2




6-010
Pkg. Qty. 2



6-185
Pkg. Qty. 1



6-290
Pkg. Qty. 2

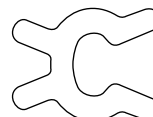


X-WASHERS

11-2300
Pkg. Qty. 25



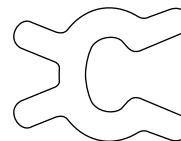
11-2303
Pkg. Qty. 25



11-2301
Pkg. Qty. 25



11-2305
Pkg. Qty. 25



11-2302
Pkg. Qty. 25



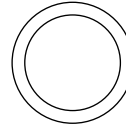


SLEEVE OILITE BEARINGS

9-005
Pkg. Qty. 5
Rear Long Link



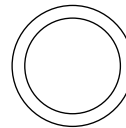
9-225
Pkg. Qty. 5
Spring Guide Tube



9-915
Pkg. Qty. 5
"C" Link to Indexing
Bell Crank




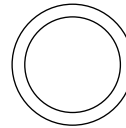
9-230
Pkg. Qty. 1
Rake Sweep Shaft
Left Hand



9-035
Pkg. Qty. 1
Interlock Probe




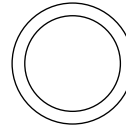
9-235
Pkg. Qty. 1
Gear Box Clutch
Support
"A" Triggering Kit



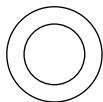
9-045
Pkg. Qty. 1
Long Link Bell Crank




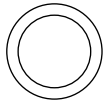
9-240
Pkg. Qty. 5
Gear Box Clutch
Lever Support



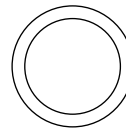
9-925
Pkg. Qty. 5
OOR Controller -
Bottom



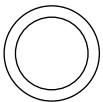
9-110
Pkg. Qty. 1
Scissors Distribution
Rod Lever



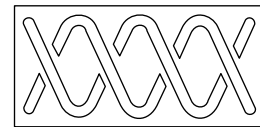
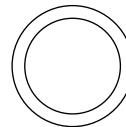
9-245
Pkg. Qty. 5
Rake Support Arm




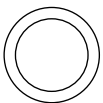
9-115
Pkg. Qty. 10
Scissors Connecting
Rod Ends



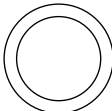
9-815
Pkg. Qty. 2
Rake Lift Shaft
Shock Mount Pit
Cushion Arm
"A" Style



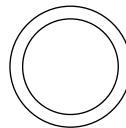
9-120
Pkg. Qty. 5
Standing Pins
Selector Pivot



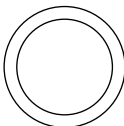
9-140
Pkg. Qty. 5
Pit Cushion Lift Rod &
Ball Stop Hook




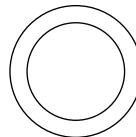
9-255
Pkg. Qty. 1
Rake Trip Shaft
Shotgun



9-220
Pkg. Qty. 5
Clutch Yoke Pivot



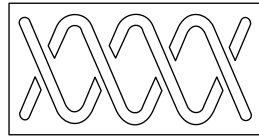
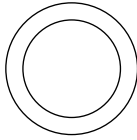
9-250
Pkg. Qty. 1
Rake Trip Shaft
Shotgun
Rake Crank Rod




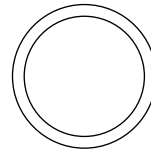


SLEEVE OILITE BEARINGS


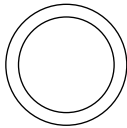
9-820
Pkg. Qty. 2
Pit Cushion
Lift Rod Ends




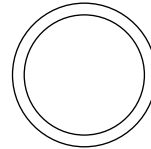
9-325
Pkg. Qty. 1
Pit Cushion



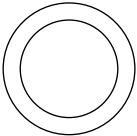
9-290
Pkg. Qty. 1
Rake Lift Rod




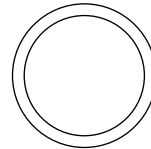
9-315
Pkg. Qty. 5
Clutch Cam Follower
Spring Guide Tube



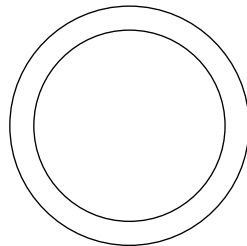
9-260
Pkg. Qty. 5
Rake Lift Rod




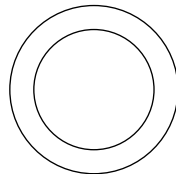
9-320
Pkg. Qty. 5
Moving Deck
Scissors Latch
"Flag"



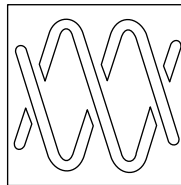
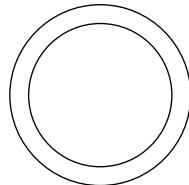
9-430
Pkg. Qty. 5
Elevator
Jack Shaft




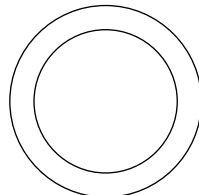
9-410
Pkg. Qty. 1
Pit Conveyor
Pulley Arm



9-825
Pkg. Qty. 1
Ball Cushion
Mount



9-420
Pkg. Qty. 1
Rake Trip Shaft
Shotgun



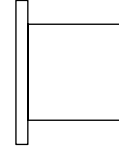
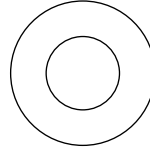


FLANGED OILITE BEARINGS

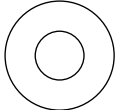
9-505
Pkg. Qty. 5
Long Link



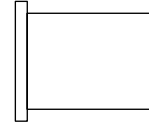
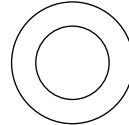
9-615
Pkg. Qty. 1
Indexing Bell
Crank Lever



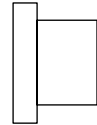
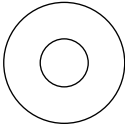
9-525
Pkg. Qty. 10
Pin Release
Lever



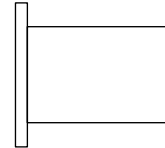
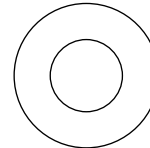
9-620
Pkg. Qty. 1
Spider Release
Lever



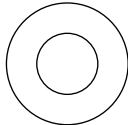
9-530
Pkg. Qty. 5
Rake Trip Arm



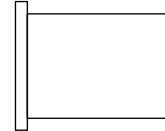
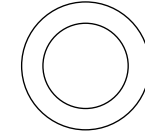
9-625
Pkg. Qty. 5
Turret Frame



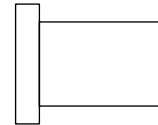
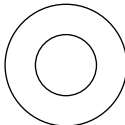
9-950
Pkg. Qty. 5
Scissors



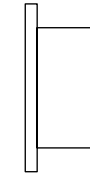
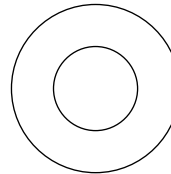
9-670
Pkg. Qty. 5
Torsion Latch



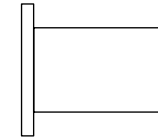
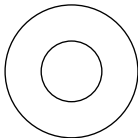
9-560
Pkg. Qty. 5
Pin Release
Lever



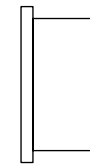
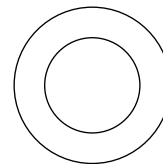
9-675
Pkg. Qty. 5
Time Delay Gear



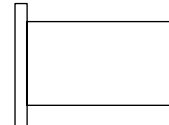
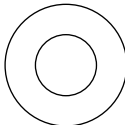
9-565
Pkg. Qty. 5
Cross Conveyor
Pin Gate



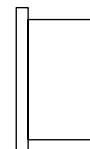
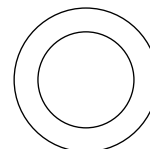
9-680
Pkg. Qty. 5
Detector, Detector
Mounting Plat,
Gear Box



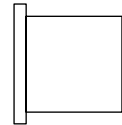
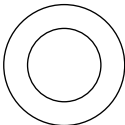
9-570
Pkg. Qty. 5
Turret Interlock
Probe



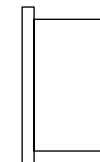
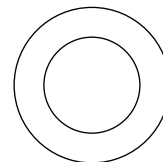
9-685
Pkg. Qty. 5
Motor-Elevator
Belt Tensioner
all Preference System




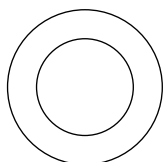
9-610
Pkg. Qty. 5
Rake Lift Shaft



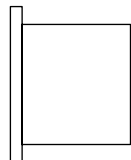
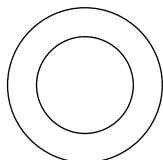
9-690
Pkg. Qty. 5
Rake Sweep Shaft



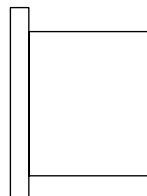
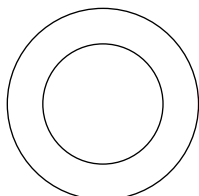
9-695
Pkg. Qty. 1
Rake Crank Rod



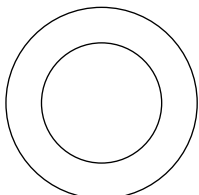
9-700
Pkg. Qty. 5
2 Piece Clutch
Reset Lever




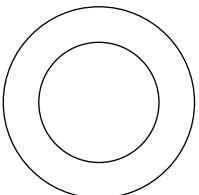
9-705
Pkg. Qty. 1
Deck Jam Kit,
Rake Lift
Cam Follower,
Elevator Idler Arm



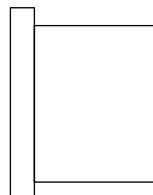
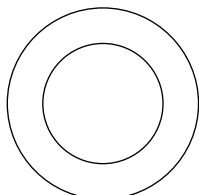
9-710
Pkg. Qty. 5
Rake Lift Shaft



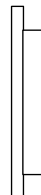
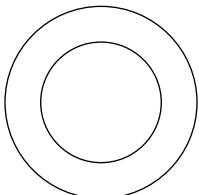
9-715
Pkg. Qty. 5
Ball Stop




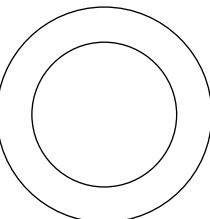
9-720
Pkg. Qty. 5
Pit Conveyor
Pulley Arm




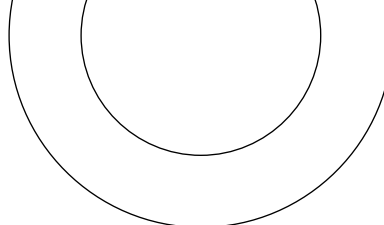
9-960
Pkg. Qty. 5
Scissor Arm



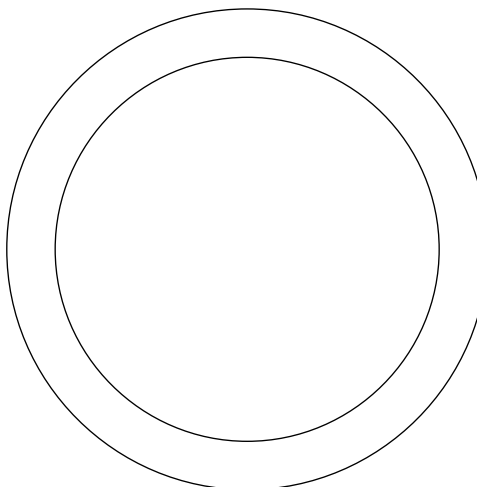
9-725
Pkg. Qty. 2
"Y" Switch



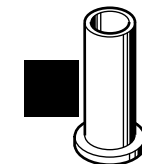

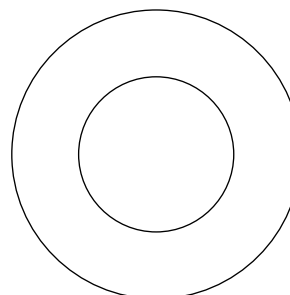
9-765
Pkg. Qty. 2
Ball Lift Rod Arms



9-780
Pkg. Qty. 1
Turret Clutch
Plate



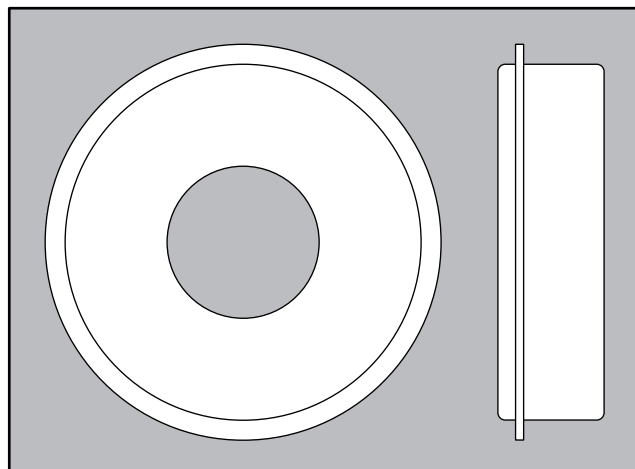
9-730
Pkg. Qty. 2
Moving Deck
Cam Follower
Scissors Cam
Follower



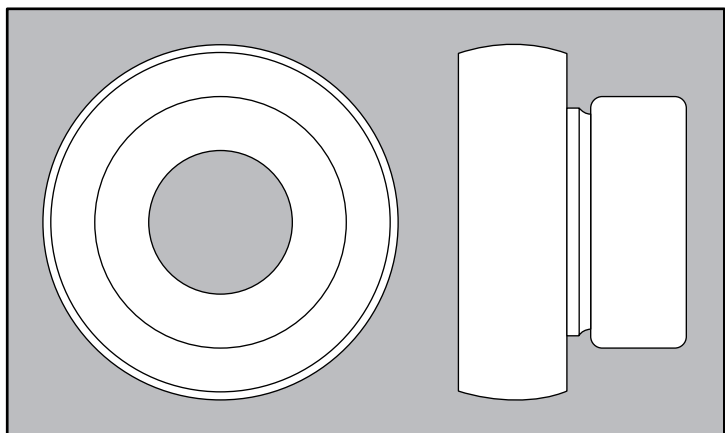
FLANGED OILITE BEARINGS




BALL BEARINGS



25-001
Pin Wheel Jack Shaft




25-067
Ball Booster Shaft



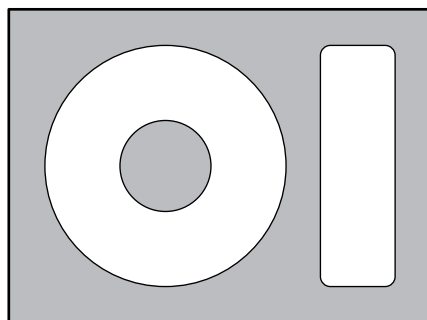
25-003
4:1 Shaft




BALL BEARINGS



25-004
2:1 Shaft




25-005
Ball Wheel Guide Roller




25-007
Deck Lowering Link Connector
Pin Wheel Guide Roller




BALL BEARINGS



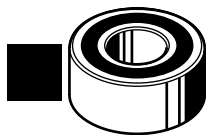
25-009
1:1 Shaft




25-011
Ball Wheel Roller
Pin Wheel Roller
Ball Accelerator Pulleys




25-012
Pinsetter Motor - Front




BALL BEARINGS




25-013
Jogger Arm



25-014
2:1 Shaft



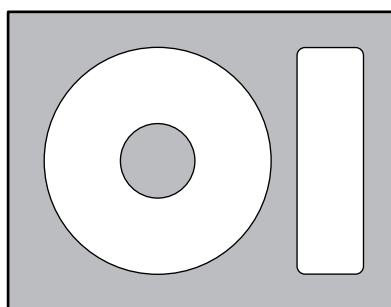
25-008
Cross Conveyor Drive Shaft



25-006
Elevator Drive Belt Tensioner



BALL BEARINGS



25-016
Ball Stop Hook



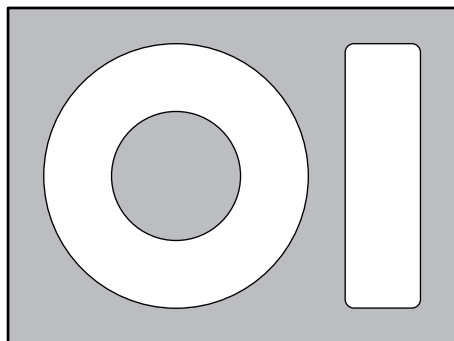
25-059
Magnetic Clutch
4:1 Shaft



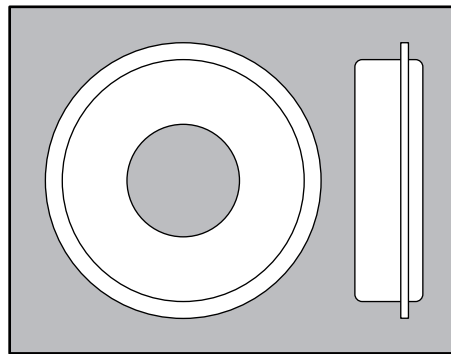
25-017
Deck Support Arm
Deck Lift Shaft




BALL BEARINGS




25-018
Detector 1:1 Shaft



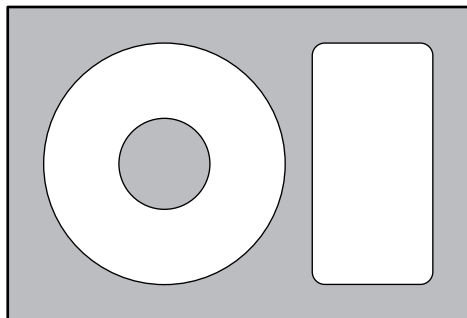
25-019
Detector 1:1 Shaft




25-020
Turret Clutch



25-022
Turret Clutch



25-023
Pin Wheel Guide Roller

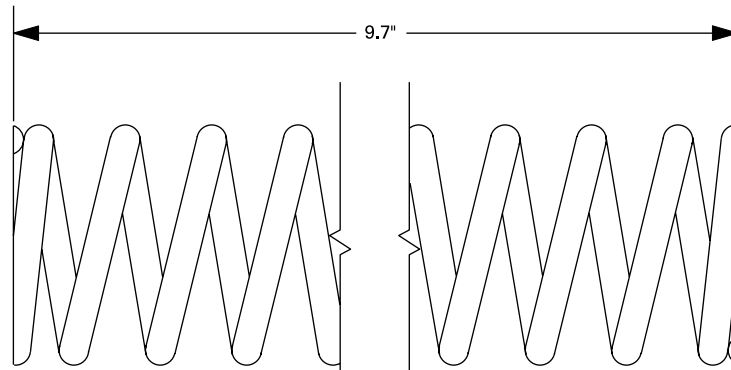


25-024
4:1 Shaft

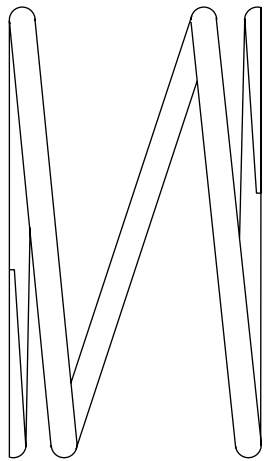


SPRINGS

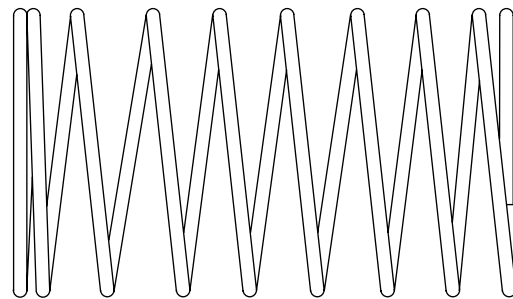
Compression Springs



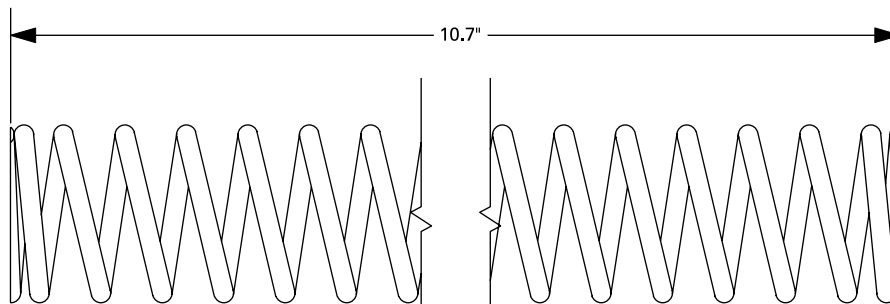
12-1082
Cable and Tube Assembly



8-136
Clutch and Pulley Assembly



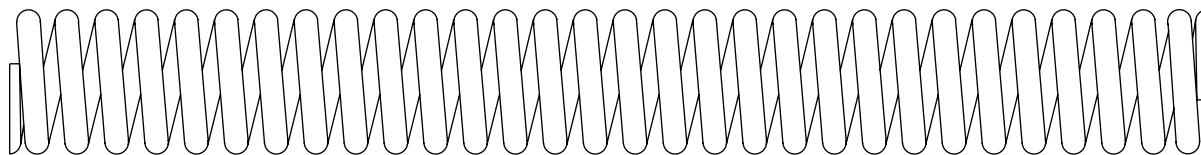
8-323
Trip Lever and Spring Assembly



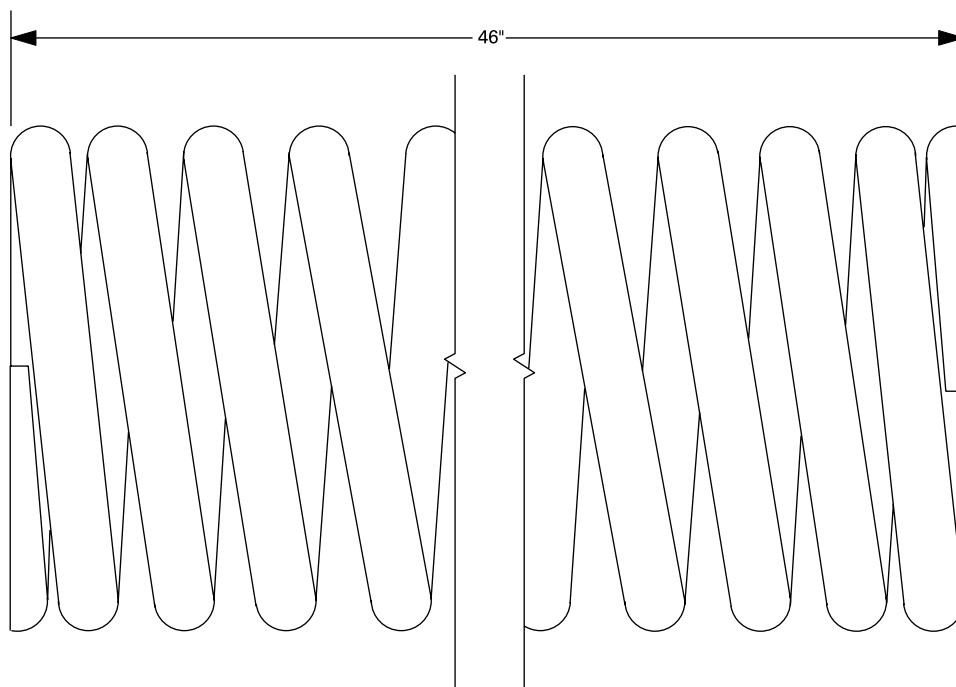
12-1081
Cable and Tube Assembly



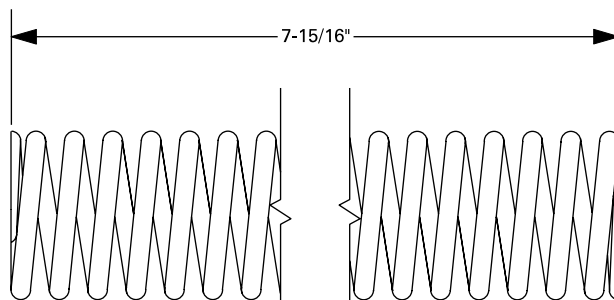
Compression Springs



12-3072
Pit Conveyor Assembly



12-3526
Frame Assembly



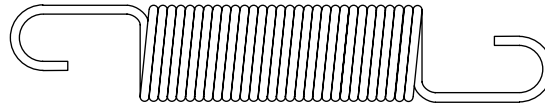
12-4022
Ball Lift Rod Assembly




Tension Springs



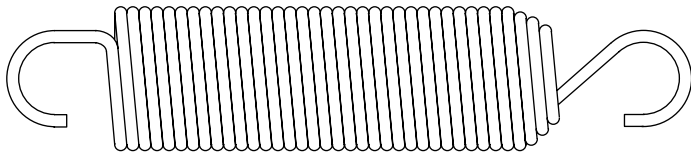
8-311
Gear Box Assembly



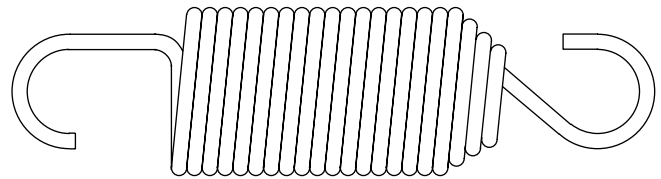
8-306
Gear Box Assembly



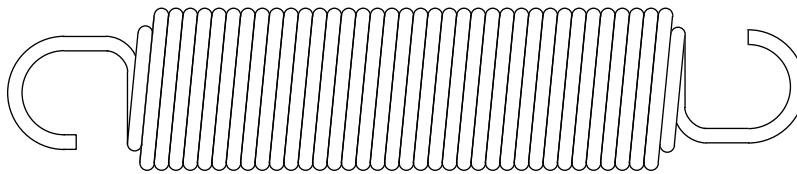
8-319
Gear Box Assembly
Complete Triggering Kit



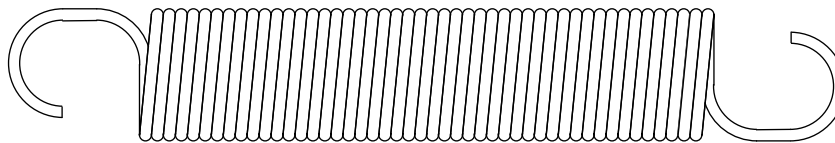
8-316
Gear Box Assembly



8-309
Gear Box Assembly



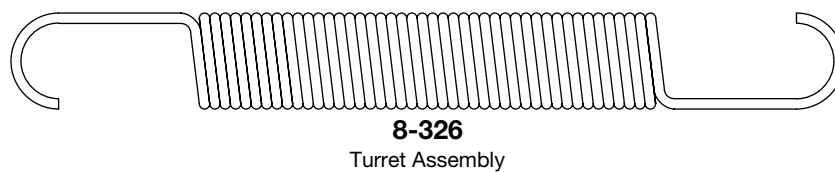
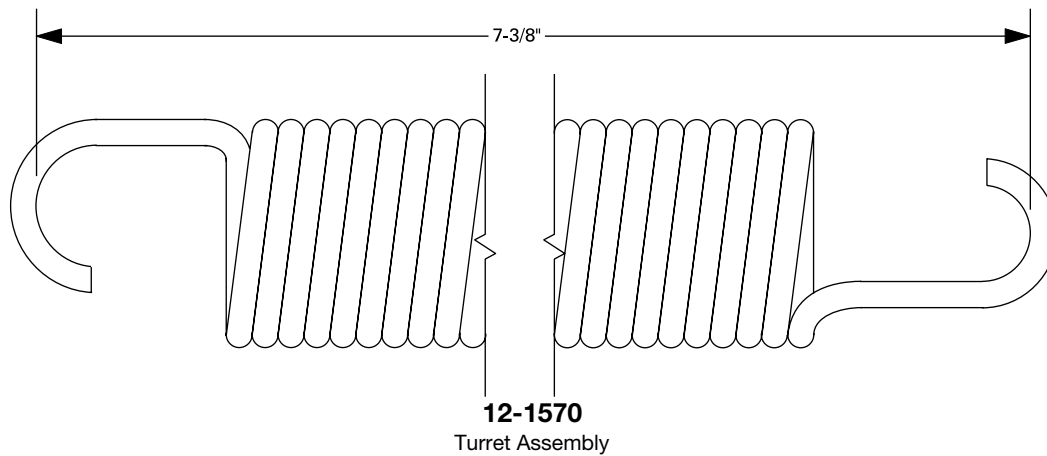
8-373
Model A-2 Pinsetter Center Ball Return System



8-376
Model A-2 Pinsetter Center Ball Return System



Tension Springs



QB No.	Product Description	Brunswick No.	Page	QB No.	Product Description	Brunswick No.	Page
4-1204	Hex Head Cap Screw - #10-24 x 5/8		106	4-2760	A-2 Cushion Hex Head Bolt 1/2-20 x 3.50"	10-002006-000	74
4-1205	Hex Head Cap Screw - #10-24 x 3/4		106		Cushion Arm Cap Screw Hex Hd.	10-002006-000	75
4-1208	Hex Head Cap Screw - #10-24 x 1-1/2		106		Hex Head Cap Screw - 1/2-20 x 3-1/2		108
4-1209	Hex Head Cap Screw - #10-24 x 1-3/4		106	4-3104	Socket Head Cap Screw - #10-24 x 3/4		109
4-1210	Hex Head Cap Screw - #10-24 x 2		106	4-3105	Socket Head Cap Screw - #10-24 x 7/8		109
4-2102	Hex Head Cap Screw - 1/4-20 x 1/2		105	4-3108	Soc. Hd. Cap Screw		56
4-2103	Hex Head Cap Screw - 1/4-20 x 5/8		105	4-3112	Socket Head Cap Screw - 1/4-20 x 1/2		109
4-2104	Hex Head Cap Screw - 1/4-20 x 3/4		105	4-3113	Socket Head Cap Screw - 1/4-20 x 5/8		109
4-2105	Hex Head Cap Screw - 1/4-20 x 7/8		105	4-3114	Socket Head Cap Screw - 1/4-20 x 3/4		109
4-2106	Hex Head Cap Screw - 1/4-20 x 1		105	4-3115	Socket Head Cap Screw - 1/4-20 x 7/8		109
4-2108	Hex Head Cap Screw - 1/4-20 x 1-1/4		105	4-3116	Socket Head Cap Screw - 1/4-20 x 1		109
4-2109	Hex Head Cap Screw - 1/4-20 x 1-1/2		105	4-3122	Socket Head Cap Screw - 1/4-20 x 2-1/2		109
4-2110	Hex Head Cap Screw - 1/4-20 x 1-3/4		105	4-3138	Soc. Hd. Cap Screw	11-005263-001	58
4-2111	Hex Head Cap Screw - 1/4-20 x 2		105		Socket Head Cap Screw - 5/16-18 x 7/8		109
4-2112	Hex Head Cap Screw - 1/4-20 x 2-1/4		105	4-3139	Socket Head Cap Screw - 5/16-18 x 1		109
4-2113	Hex Head Cap Screw - 1/4-20 x 2-1/2		105	4-3140	Socket Head Cap Screw - 5/16-18 x 1-1/4		109
4-2114	Hex Head Cap Screw - 1/4-20 x 2-3/4		105	4-3161	Socket Head Cap Screw - 3/8-16 x 7/8		109
4-2115	Hex Head Cap Screw - 1/4-20 x 3		105	4-3168	Socket Head Cap Screw - 3/8-16 x 2-1/2		109
4-2126	Hex Head Cap Screw - 5/16-18 x 1/2		106	4-3264	Socket Head Cap Screw - #10-32 x 1/2		109
4-2127	Hex Head Cap Screw - 5/16-18 x 5/8		106	4-3265	Socket Head Cap Screw - #10-32 x 5/8		109
4-2128	Hex Head Cap Screw - 5/16-18 x 3/4		106	4-3328	A-2 Cushion Socket Head Cap Screw	10-009001-001	74
4-2129	Hex Head Cap Screw - 5/16-18 x 7/8		106		Cushion Arm Cap Screw Soc. Hd.	10-009001-001	75
4-2130	Hex Hd. Cap Screw	11-001264-001	58		Socket Head Cap Screw - 3/8-24 x 2-1/16		109
	Hex Head Cap Screw - 5/16-18 x 1		106	4-3351	Socket Head Cap Screw - 7/16-20 x 2-1/2		109
4-2132	Hex Head Cap Screw - 5/16-18 x 1-1/4		106	4-3371	Socket Head Cap Screw - 1/2-20 x 2-1/4		109
4-2133	Hex Head Cap Screw - 5/16-18 x 1-1/2		106	4-4101	Flat Head Socket Cap Screw - #10-24 x 3/8		110
4-2134	Hex Head Cap Screw - 5/16-18 x 1-3/4		106	4-4103	Flat Head Socket Cap Screw - #10-24 x 5/8		110
4-2135	Hex Head Cap Screw - 5/16-18 x 2		106	4-4104	Flat Head Socket Cap Screw - #10-24 x 3/4		110
4-2138	Hex Head Cap Screw - 5/16-18 x 2-3/4		106	4-4112	Lower Ball Wheel Guide Rollers		
4-2139	Hex Head Cap Screw - 5/16-18 x 3		106		F.H. Cap Screw, Pkg. of 10 (Soft)	11-007182-001	82
4-2141	Hex Head Cap Screw - 5/16-18 x 3-1/2		106		Upper Ball Wheel Guide Rollers		
4-2142	Hex Head Cap Screw - 5/16-18 x 3-3/4		106		F.H. Cap Screw, Pkg. of 10 (Soft)	11-007182-001	82
4-2148	Hex Head Cap Screw - 5/16-18 x 5-1/2		106	4-4113	Flat Head Socket Cap Screw - 1/4-20 x 5/8		110
4-2160	A-2 Cushion Hex Head Bolt 3/8-16 x 2.50"	11-001354-001	74		Lower Ball Wheel Guide Rollers		
	Cushion Arm Cap Screw Hex Hd.	11-001354-001	75		F.H. Cap Screw, Pkg. of 10 (Hard)	11-007180-001	82
4-2183	Hex Head Cap Screw - 7/16-14 x 3		108		Upper Ball Wheel Guide Rollers		
4-2197	Hex Head Cap Screw - 1/2-13 x 1-1/4		108		F.H. Cap Screw, Pkg of 10 (Hard)	11-007180-001	82
4-2198	Hex Head Cap Screw - 1/2-13 x 1-1/2		108	4-4114	Flat Head Socket Cap Screw - 1/4-20 x 3/4		110
4-2218	Hex Hd. Cap Screw	11-001664-001	58	4-4116	Flat Head Socket Cap Screw - 1/4-20 x 1		110
4-2284	Hex Head Cap Screw - 5/16-24 x 1		107	4-4117	Flat Head Socket Cap Screw - 1/4-20 x 1-1/4		110
4-2308	Hex Head Cap Screw - 3/8-24 x 1		107	4-4118	Flat Head Socket Cap Screw - 1/4-20 x 1-1/2		110
4-2311	Hex Head Cap Screw - 3/8-24 x 1-3/4		107	4-4123	Flat Head Socket Cap Screw - 1/4-20 x 2-3/4		110
4-2313	Hex Head Cap Screw - 3/8-24 x 2-1/4		107	4-4128	Flat Head Socket Cap Screw - 1/4-20 x 4		110
4-2314	A-2 Cushion Hex Head Bolt 3/8-24 x 2.50"	11-001394-001	74	4-4139	Flat Head Socket Cap Screw - 5/16-18 x 1		110
	Hex Head Cap Screw - 3/8-24 x 2-1/2		107	4-4140	Flat Head Socket Cap Screw - 5/16-18 x 1-3/8		110
4-2503	Hex Head Cap Screw - 1/4-20 x 5/8		105	4-4162	Flat Head Socket Cap Screw - 3/8-16 x 1		110
4-2504	Hex Head Cap Screw - 1/4-20 x 3/4		105	4-4163	Flat Head Socket Cap Screw - 3/8-16 x 1-1/4		110
4-2506	Hex Head Cap Screw - 1/4-20 x 1		105		Flt. Hd. Soc. Cap Screw	11-007346-001	58
4-2507	Hex Head Cap Screw - 1/4-20 x 1-1/8		105	4-4166	Flat Head Socket Cap Screw - 3/8-16 x 2		110
4-2508	Hex Head Cap Screw - 1/4-20 x 1-1/4		105	4-4273	Flat Head Socket Cap Screw - 1/4-28 x 3/8		110
4-2509	Hex Head Cap Screw - 1/4-20 x 1-1/2		105	4-4298	Flat Head Socket Cap Screw - 5/16-24 x 5/8		110
4-2511	Hex Head Cap Screw - 1/4-20 x 2		105	4-4324	Flat Head Socket Cap Screw - 3/8-24 x 1		110
4-2531	Hex Head Cap Screw - 5/16-18 x 1-1/8		107	4-4325	Flat Head Socket Cap Screw - 3/8-24 x 1-1/4		110
4-2535	Hex Head Cap Screw - 5/16-18 x 2		107		Socket Head Cap Screw	11-007386-000	55
4-2537	Hex Head Cap Screw - 5/16-18 x 2-1/2		107	4-4326	Flat Head Socket Cap Screw - 3/8-24 x 1-1/2		110
4-2554	Hex Head Cap Screw - 3/8-16 x 1		107	4-5102	Button Head Socket Cap Screw - #10-24 x 1/2		111
4-2555	Hex Head Cap Screw - 3/8-16 x 1-1/4		107	4-5113	Button Head Socket Cap Screw - 1/4-20 x 5/8		111
4-2556	Hex Head Cap Screw - 3/8-16 x 1-3/8		107	4-5116	Button Head Socket Cap Screw - 1/4-20 x 1		111
4-2558	Hex Head Cap Screw - 3/8-16 x 2		107	4-5204	Button Head Socket Cap Screw - 1/2-13 x 1		111
4-2562	Hex Head Cap Screw - 3/8-16 x 3		107	4-5301	Button Head Socket Cap Screw - 5/16-24 x 1		111
4-2574	Hex Head Cap Screw - 7/16-14 x 7/8		108	4-5702	Urethane Wheel Guard Carriage Bolt		80
4-2599	Hex Head Cap Screw - 1/2-13 x 1-3/4		108	4-5801	Deflector Bolt, Flat Hd. (Package of 10)	12-300093-005	77
4-2658	Hex Head Cap Screw - 1/4-28 x 3/4		105	4-5904	Lift Rod Sub-Assembly Adjusting Screw	11-102262-001	84
4-2662	Hex Head Cap Screw - 1/4-28 x 1-1/4		105	4-6112	Hex Nut - Standard Coarse - 1/4-20		113
4-2682	Hex Head Cap Screw - 5/16-24 x 3/4		107	4-6113	Hex Nut - Standard Fine - 1/4-28		113
4-2684	Hex Head Cap Screw - 5/16-24 x 1		107	4-6114	Hex Nut - Standard Coarse - 5/16-18		113
4-2709	Hex Head Cap Screw - 3/8-24 x 1-1/4		107	4-6115	Hex Nut - Standard Fine - 5/16-24		113
4-2715	A-2 Cushion Hex Head Bolt 3/8-16 x 2.50"	10-002001-000	74	4-6116	Hex Nut - Standard Coarse - 3/8-16		113
	Cushion Arm Cap Screw Hex Hd.	10-002001-000	75	4-6118	Hex Nut - Standard Coarse - 7/16-14		113
	Hex Head Cap Screw - 3/8-24 x 2-3/4		107	4-6119	Hex Nut - Standard Fine - 7/16-20		113
				4-6120	Hex Nut - Standard Coarse - 1/2-13		113

QB No.	Product Description	Brunswick No.	Page	QB No.	Product Description	Brunswick No.	Page
4-6121	Hex Nut - Standard Fine - 1/2-20		113	4-7217	Flat Washer - USS - 3/4		115
4-6127	Hex Nut - Standard Fine - 3/4-16		113	4-7218	Flat Washer - SAE - #6		115
4-6130	Machine Screw Nut - Fine - #4-40		113	4-7219	Flat Washer - SAE - #8		115
4-6131	Machine Screw Nut - Fine - #6-32		113	4-7220	Flat Washer - SAE - #10		115
4-6132	Machine Screw Nut - Fine - #8-32		113	4-7221	Deck Jam Tube Assembly Flat Washer	11-190010-000	61
4-6133	Machine Screw Nut - Coarse - #10-24		113		Flat Washer - SAE - 1/4		115
4-6134	Machine Screw Nut - Fine - #10-32		113	4-7222	Flat Washer - SAE - 5/16		115
4-6135	Machine Screw Nut - Coarse - #12-24		113	4-7223	Flat Washer - SAE - 3/8		115
4-6136	Machine Screw Nut - Coarse - 1/4-20		113	4-7224	Flat Washer - SAE - 7/16		115
4-6138	Machine Screw Nut - Coarse - 5/16-18		113	4-7225	Flat Washer - SAE - 1/2		115
4-6139	Machine Screw Nut - Coarse - 3/8-16		113	4-7226	Flat Washer - SAE - 5/8		115
4-6211	Nylock Nut - Fine - #6-32		114	4-7251	Flat Washer - Non-Standard		116
4-6212	Nylock Nut - Fine - #8-32		114	4-7252	Flat Washer - Non-Standard		116
4-6213	Nylock Nut 10-24		56	4-7253	Flat Washer - Non-Standard		116
	Nylock Nut - Coarse - #10-24		114	4-7254	A-2 Cushion Plain Washer	11-190511-000	74
4-6214	Nylock Nut - Fine - #10-32		114		Cushion Arm Washer 13/16	11-190511-001	75
4-6215	Nylock Nut - Coarse - 1/4-20		114		Flat Washer - Non-Standard		116
4-6216	Nylock Nut - Fine - 1/4-28		114	4-7255	A-2 Cushion Flat Washer	11-190512-001	74
4-6217	Nylock Nut - Coarse - 5/16-18		114		Cushion Arm Flat Washer	11-190512-001	75
4-6218	Nylock Nut - Fine - 5/16-24		114		Flat Washer - Non-Standard		116
4-6219	Locking Keps Nut, Deflector (Package of 25)		77	4-7256	Flat Washer		116
	Nylock Nut - Coarse - 3/8-16		114	4-7257	Flat Washer		116
4-6220	Nylock Nut - Fine - 3/8-24		114	4-7258	Flat Washer		116
4-6222	Nylock Nut - Fine - 7/16-20		114	4-7259	A-2 Cushion Plain Washer	11-190520-001	74
4-6223	Nylock Nut - Coarse - 1/2-13		114		Cushion Arm Flat Washer	11-190520-001	75
4-6224	Cushion Arm Lock Nut	11-170016-001	75		Flat Washer - Non-Standard		117
	Nylock Nut - Fine - 1/2-20		114	4-7260	Flat Washer - Non-Standard		117
4-6243	Flexloc Nut - Coarse - #10-24		113	4-7261	Flat Washer - Non-Standard		117
4-6245	Flexloc Nut - Coarse - 1/4-20		113	4-7262	Flat Washer - Non-Standard		117
4-6247	Flexloc Nut - Coarse - 5/16-18		113	4-7263	Flat Washer - Non-Standard		117
4-6248	Flexloc Nut - Fine - 5/16-24		113	4-7264	Flat Washer		54, 57
4-6249	Flexloc Nut - Coarse - 3/8-16		113		Shim Washer		56
4-6312	Locknut	11-176000-001	57	4-7301	A-2 Cushion Special Washer	12-252360-000	74
4-6412	Jam Nut - Coarse - 1/4-20 R.H.		114		Flat Washer - Special - D-Washer		117
4-6413	Jam Nut - Fine - 1/4-28 R.H.		114	4-7302	A-2 Cushion Fiber Washer	12-250076-002	74
4-6414	Jam Nut - Coarse - 5/16-18 R.H.		114		Flat Washer - Special - Fiber Washer		117
	Nut Hex Jam 5/16-18UNC		54		Rake Shock Assembly - Fiber Washer	12-250076-002	70
4-6416	Jam Nut - Coarse - 3/8-16 R.H.		114	4-8110	Retaining Ring - External		118
4-6418	Jam Nut - Coarse - 7/16-14 R.H.		114	4-8115	Retaining Ring - External		118
4-6419	Jam Nut - Fine - 7/16-20 R.H.		114		Snap Ring	11-530015-000	53
4-6420	Hex Jam Nut		80	4-8120	Retaining Ring - External		118
	Jam Nut - Coarse - 1/2-13 R.H.		114		Snap Ring	11-530017-001	53
	Snap Ring	11-125208-001	57	4-8125	Retaining Ring - External		118
	Urethane Wheel Guard Hex Jam Nut		80	4-8130	Retaining Ring - External		118
4-6421	Jam Nut - Fine - 1/2-20 R.H.		114	4-8135	Retaining Ring - External		118
4-6423	Jam Nut - Fine - 5/8-18 R.H.		114	4-8140	Snap Ring	11-530027-000	57
4-6521	Cushion Arm Hex Jam Nut	11-125259-001	75	4-8145	Retaining Ring - External		118
4-6527	Turret Clutch Sub-Assembly Jam Nut L.H.	11-125265-001	62	4-8150	Retaining Ring - External		118
4-6707	Nut Centerlock 1/4-28UNF		54	4-8155	Upper Pin Wheel Guide Roller Retaining Ring		
4-7111	LOCKWASHERS - Split - #6		112		(Pkg. of 10)	11-530522-000	81
4-7112	LOCKWASHERS - Split - #8		112	4-8156	Jogger Arm Retaining Ring	11-536026-000	79
4-7113	LOCKWASHERS - Split - #10		112	4-8158	Cam Lever Shaft	11-532003-001	57
4-7114	LOCKWASHERS - Split - 1/4		112	4-8160	Retaining Ring - Inverted Internal		118
4-7115	Lockwasher	11-195015-001	58	4-8165	Lower Pin Wheel Guide Roller Retaining Ring		
	LOCKWASHERS - Split - 5/16		112		(Pkg. of 20)	11-531020-000	81
4-7116	LOCKWASHERS - Split - 3/8		112		Retaining Ring - Inverted Internal		118
4-7117	LOCKWASHERS - Split - 7/16		112	4-8175	Retaining Ring - Internal Spirol		118
4-7118	LOCKWASHERS - Split - 1/2		112	4-8205	Roll Pin - 1/8 x 1/2		119
4-7119	Lockwasher	11-195020-001	58	4-8210	Roll Pin - 1/8 x 7/8		119
	LOCKWASHERS - Split - 5/8		112	4-8215	Roll Pin - 1/8 x 15/16		119
4-7123	LOCKWASHERS - External Tooth - #8		112		Turret Clutch Sub-Assembly Roll Pin	11-345161-000	62
4-7124	LOCKWASHERS - External Tooth - #10		112	4-8220	Roll Pin - 5/32 x 3/4		119
4-7125	LOCKWASHERS - External Tooth - 1/4		112	4-8225	Roll Pin - 5/32 x 1-1/4		119
4-7127	LOCKWASHERS - External Tooth - 3/8		112	4-8230	Roll Pin - 3/16 x 3/8		119
4-7129	LOCKWASHERS - External Tooth - 3/8		112	4-8235	Roll Pin - 3/16 x 1/2		119
4-7145	LOCKWASHERS - Hi-Collar Split - #8		112	4-8240	Roll Pin - 3/16 x 5/8		119
4-7146	LOCKWASHERS - Hi-Collar Split - #10		112	4-8245	Roll Pin - 3/16 x 3/4		119
4-7147	LOCKWASHERS - Hi-Collar Split - 1/4		112	4-8250	Roll Pin - 3/16 x 1		119
4-7151	LOCKWASHERS - Hi-Collar Split - 1/2		112	4-8255	Roll Pin - 3/16 x 1-1/2		119
4-7213	Flat Washer - USS - 3/8		115	4-8260	Roll Pin - 3/16 x 1-3/4		119
4-7215	Flat Washer - USS - 1/2		115	4-8265	Roll Pin - 1/4 x 1/2		119

QB No.	Product Description	Brunswick No.	Page	QB No.	Product Description	Brunswick No.	Page
4-8270	Roll Pin - 1/4 x 5/8		119	6-170	X-Washer Pin		122
4-8275	Roll Pin - 1/4 x 3/4		119	6-185	X-Washer Pin		123
4-8280	Roll Pin - 1/4 x 1		119	6-205	X-Washer Pin		122
4-8285	Roll Pin - 1/4 x 1-1/4		119	6-210	X-Washer Pin		122
4-8286	Roll Pin	11-360568-000	57	6-215	X-Washer Pin		122
	Spirol Pin - 1/4 x 1-1/2		120	6-220	X Washer Pin	12-100166-027	57
4-8290	Roll Pin - 1/4 x 1-3/4		119		X-Washer Pin		122
4-8295	Roll Pin - 1/4 x 2		119	6-225	X-Washer Pin		122
4-8300	Roll Pin - 3/8 x 1-1/2		119	6-230	X-Washer Pin		122
4-8305	Roll Pin - 3/8 x 2		119	6-235	X-Washer Pin		122
4-8320	Roll Pin - 1/2 x 2-3/4		119	6-240	X-Washer Pin		122
4-8410	Spirol Pin - 3/32 x 5/8		120	6-245	X-Washer Pin		122
4-8415	Spirol Pin - 3/32 x 3/4		120	6-250	X-Washer Pin		122
4-8420	Spirol Pin - 3/32 x 1		120	6-255	X-Washer Pin		122
4-8425	Spirol Pin - 1/8 x 1		120	6-260	X-Washer Pin		122
4-8430	Spirol Pin - 1/8 x 1-1/8		120	6-265	X-Washer Pin		122
4-8435	Spirol Pin - 5/32 x 1-1/8		120	6-285	X-Washer Pin		123
4-8440	Spirol Pin - 3/16 x 3/4		120	6-290	X-Washer Pin		123
4-8445	Roll pin	11-360465-000	99	6-305	X-Washer Pin		123
	Spirol Pin - 3/16 x 1-1/8		120	6-310	X-Washer Pin		123
4-8450	Spirol Pin - 3/16 x 1-1/4		120	6-315	X-Washer Pin		123
4-8455	Spirol Pin - 3/16 x 1-3/8		120	6-320	Deck Roller - X Washer Pin, package of 2	12-100166-031	68
4-8460	Spirol Pin - 5/16 x 1-5/8		120		X-Washer Pin		123
4-8510	Key (rectangle)	12-100164-000	58	6-325	X-Washer Pin		123
	Machine Key - Rectangular - 1 to 1 shaft - extended cycle cams		121	6-405	X-Washer Pin		123
4-8515	Machine Key - Square - 4 to 1 shaft - bronze gear		121	6-410	X-Washer Pin		123
4-8520	Key (square 2")	12-100187-007	58	6-505	A-2 Cushion X Washer Pin	10-229601-000	74
	Machine Key - Square - 1 to 1 shaft - spur gear		121		Cushion Arm X Washer Pin	10-229601-000	75
4-8525	Key (square 4-1/8")	12-100187-008	58		X-Washer Pin		123
	Machine Key - Square - 1 to 1 shaft - moving deck, scissor and rake cams		121	6-510	X-Washer Pin		123
4-8530	Machine Key - Square - Moving deck-scissor control cable pulley/shaft assembly, Jetback ball booster shaft		121	6-515	A-2 Cushion X Washer Pin	10-229602-000	74
	Machine Key - Square - Detector main shaft.		121		Cushion Arm X Washer Pin	10-229602-000	75
4-8535	Pinsetter motor shaft (shorten as required)		121		X-Washer Pin		123
4-8540	Machine Key - Square - Elevator jack shafts - 12" sheaves		121	6-605	X-Washer Pin		123
4-8545	Machine Key - Square - Ball wheel jack shaft - ball wheel pulley keyway		121	7-210	Steel Roller	12-100030-005	55, 56
4-8550	Machine Key - Square - Elevator jack shafts - small sheaves		121	7-211	Inner Spacer		56
4-8555	Machine Key - Square - Pin wheel jack shaft - magnetic clutch keyway		121	7-430	A-2 Cushion Spacer (steel)	12-250011-003	74
	Shaft Key		81	7-435	Rake Shock Assembly - Steel Spacer	12-250011-021	70
4-8560	Machine Key - Square - Pin wheel jack shaft - single small sheave, Turret drive bevel gear shaft/belt sheave		121	7-610	A-2 Cushion Follower Spacer (steel)	12-252349-000	74
4-8565	Machine Key - Rectangular - Pin wheel jack shaft - nylon bevel gear drive		121		Cushion Arm Follower Spacer	12-252349-000	75
4-9012	Heavy Duty Guide Roller U-Bolt		82	7-620	A-2 Cushion Spacer (steel)	12-250011-002	74
6-005	X-Washer Pin		123		Cushion Arm Spacer	12-250011-002	75
6-010	X-Washer Pin		123	7-725	A-2 Cushion Spacer (steel)	10-386092-000	74
6-020	X-Washer Pin		122		Cushion Arm Spacer	10-386092-000	75
6-045	X-Washer Pin	12-100318-002	53, 122	7-730	A-2 Cushion Spacer (steel)	12-100185-036	74
6-105	X-Washer Pin		122		Cushion Arm Steel Spacer	12-100185-036	75
6-110	X-Washer Pin		122	7-840	A-2 Cushion Bushing (hardened steel)	12-252350-000	74
6-115	X-Washer Pin		122		Cushion Arm Hardened Bushing	12-252350-000	75
6-120	X-Washer Pin		122	7-905	Interlock Probe Spacer	12-150267-000	65
6-125	X-Washer Pin		122	7-955	Turret Clutch Sub-Assembly Spacer	12-150217-000	62
6-130	X Washer Pin	12-100166-024	57	7-980	Lift Rod Sub-Assembly Steel Spacer	12-400289-000	84
	X-Washer Pin		122	8-100	Rubber O-Ring	11-625538-000	55
6-135	X Washer Pin	12-100166-022	57	8-101	Special Nut	11-160005-001	51
	X-Washer Pin		122	8-102	Special Lockwasher	11-231005-001	51
6-140	X-Washer Pin		122	8-103	Oil Seal	11-625000-000	51
6-145	X-Washer Pin		122	8-104	Hardened Spacer	12-100185-003	51
6-150	X-Washer Pin		122	8-105	Rubber Gasket	12-100391-000	51
6-155	X-Washer Pin		122	8-106	Rubber O-Ring	11-625501-000	51
6-160	Long Link Assembly X-Washer Pin	12-150158-006	63	8-107	Spacer outer	12-100066-000	51
	X-Washer Pin		122	8-108	Spacer inner	12-100185-002	51
6-165	X-Washer Pin		122	8-110	Clutch Lever Pin	12-100168-002	53
				8-112	Clutch Yoke Pin	12-100168-003	53
				8-113	Drive Pin	12-100447-000	53
				8-114	4" Adjusting Screw	12-100257-000	53
				8-115	2-1/2" Adjusting Screw	12-102180-000	53
				8-116	Nylon Roller		53
				8-117	Thread Pin		53
				8-118	Threaded Pin	12-100487-000	53
				8-119	Stripper Bolt	11-106504-001	55
				8-128	Copper Gasket	12-100344-002	58
				8-129	Oil Seal	12-100088-000	58

QB No.	Product Description	Brunswick No.	Page	QB No.	Product Description	Brunswick No.	Page
8-131	Turret Delay Shaft	12-150254-000	63	8-336	Deck Hook Camp Lever	12-102792-000	57
8-132	Turret Clutch Sub-Assembly Carbon Plugs	12-150239-000	62	8-369	Pin Gate Latch & Strap Assembly - Tension Spring	12-450051-000	86
8-134	Turret Clutch Sub-Assembly Spring Guide Assembly	12-150004-000	62	8-371	Pin Gate Latch & Strap Assembly - Tension Spring	12-450079-000	86
8-136	Compression Spring - Clutch and Pulley Assembly		134	8-373	Preference System - Tension Spring	12-502114-000	89
	Turret Clutch Sub-Assembly Compression Spring	12-150222-000	62		Tension Spring - Model A-2 Pinsetter Center		
8-138	Bellcrank Pivot Stud	12-150252-000	64		Ball Return System		136
8-140	Stop Lever Roller Stud	12-150056-002	64	8-376	Preference System - Tension Spring	12-502167-000	89
8-141	Stop Lever Roller Stud	12-150056-003	64		Tension Spring - Model A-2 Pinsetter Center		
8-142	Long Link Assembly Shoulder Stud	12-150247-000	63		Ball Return System		136
8-145	Stop Lever Pin (Hardened)	12-150236-000	64	8-380	Selector Kit		54
8-150	Scissor Arm Sub-Assembly Link	12-200026-000	67	8-382	Jogger Arm Elastomer Bushing	11-450001-000	79
8-151	Scissor Arm Sub-Assembly Shoulder Pin	12-200027-000	67	9-005	Sleeve Oilite Bearing - Rear Long Link		124
8-152	Scissor Arm Sub-Assembly Pivot Washer	12-200059-002	67	9-035	Interlock Probe Sleeve Oilite Bearing	11-420046-000	65
8-153	Scissor Arm Sub-Assembly Stud	12-200029-000	67		Sleeve Oilite Bearing - Interlock Probe		124
8-154	Scissor Arm Sub-Assembly Shoulder Pin	12-200028-000	67	9-045	Sleeve Oilite Bearing - Long Link Bell Crank		124
8-155	Scissor Arm Sub-Assembly Nylon Washer (.020")	12-200031-004	67	9-110	Sleeve Oilite Bearing - Scissors Distribution Rod Lever		124
8-156	Scissor Arm Sub-Assembly Bumper (Urethane)	12-200032-000	67	9-115	Sleeve Oilite Bearing - Scissors Connecting Rod Ends		124
8-157	Scissor Arm Sub-Assembly Drag Link	12-200039-000	67	9-120	Sleeve Oilite Bearing - Standing Pins Selector Pivot		124
8-161	Pit Frame Stepped Washer	12-300189-000	76		Urethane Pit Shaker Mounts Bushing Only		76
8-170	Rake Shock Assembly - Nylon Bumper	12-252342-000	70	9-140	Oilite Bearing	11-420008-000	53
8-171	Rake Shock Assembly - Flanged Nut	11-131510-001	70		Sleeve Oilite Bearing - Pit Cushion Lift Rod		
8-174	Rake Shock Assembly - Stepped Spacer	12-250197-000	70		& Ball Stop Hook		124
8-175	Rake Shock Assembly - Spring Roller	10-376009-000	70	9-220	Sleeve Oilite Bearing - Clutch Yoke Pivot		124
8-176	Spring Roller	10-376010-000	57	9-225	Sleeve Oilite Bearing - Spring Guide Tube		124
8-182	Bearing Stud	12-100069-000	57	9-230	Sleeve Oilite Bearing - Rake Sweep Shaft Left Hand		124
8-183	Clamp Pin		57	9-235	Gear Box Clutch Support "A" Triggering Kit		124
8-184	Bearing Mount Stud	12-250244-000	55	9-240	Sleeve Oilite Bearing - Gear Box Clutch Lever Support		124
8-186	Deck Jam Tube Assembly Actuator Pin (cast tube)	12-100078-000	61	9-245	Sleeve Oilite Bearing - Rake Support Arm		124
8-187	Deck Jam Tube Assembly Actuator Pin (rolled tube)	12-100483-000	61	9-250	Sleeve Oilite Bearing - Rake Trip Shaft Shotgun		
8-188	Washer Head Bolts		91		Rake Crank Rod		124
8-190	Pin - Standard Length for Steel Bellcrank	10-229451-000	55	9-255	Sleeve Oilite Bearing - Rake Trip Shaft Shotgun		124
8-191	Pin - Extra Long Length for Urethane Bellcrank		55	9-260	Sleeve Oilite Bearing - Rake Lift Rod		125
8-192	Shim Gasket .005	12-100381-002	51	9-290	Sleeve Oilite Bearing - Rake Lift Rod		125
8-193	Shim Gasket .010	12-100381-003	51	9-315	Sleeve Oilite Bearing - Clutch Cam Follower		
8-194	Long Link Assembly Bumper, Package of 5	12-150142-003	63		Spring Guide Tube		125
8-225	Fuse - Gold Crown Foul Light - 1.0 Amp - Pkg. 10	11-685001-000	94	9-320	Sleeve Oilite Bearing - Moving Deck Scissors		
8-230	Fuse - Power Lift - 1.5 Amp - Pkg. 10	11-685009-000	94		Latch "Flag"		125
8-234	Fuse - Power Lift - 5.0 Amp - Pkg. 10	11-685013-000	94	9-325	A-2 Cushion Bronze Bearing	11-420094-000	74
8-238	Fuse - Starshield - 3.0 Amp - Pkg. 10	11-685017-000	94		Cushion Arm Bronze Bushing	11-420094-000	75
8-245	Fuse - Japanese Pinsetter - 5.0 Amp - Pkg. 10	12-780180-000	94		Sleeve Oilite Bearing - Pit Cushion		125
8-246	Fuse - Japanese Pinsetter - 2.0 Amp - Pkg. 10	12-780225-000	94	9-330	Oilite Sleeve Bushing		71
8-247	Mercury Switch - Ball Return Preference System	53-100247-000	53, 95	9-410	Sleeve Oilite Bearing - Pit Conveyor Pulley Arm		125
	Preference System - Mercury Switch	53-100247-000	89	9-420	Sleeve Oilite Bearing - Rake Trip Shaft Shotgun		125
8-248	Mercury Switch - Gear box Strike Mechanism	12-750362-000	95	9-430	Sleeve Oilite Bearing - Elevator Jack Shaft		125
8-250	A-2 Cushion Nylon Cap Nut 1/2-20	11-121523-000	74	9-505	Flanged Oilite Bearing - Long Link		126
	Cushion Arm Nylon Cap Lock Nut	11-121523-000	75	9-525	Flanged Oilite Bearing - Pin Release Lever		126
8-251	A-2 Cushion Nylon Cap Nut 3/8-24	11-121519-001	74	9-530	Flanged Oilite Bearing - Rake Trip Arm		126
	Cushion Arm Nylon Cap Lock Nut	11-121519-001	75	9-560	Flanged Oilite Bearing - Pin Release Lever		126
8-265	Shaft Washer	12-100223-000	58	9-565	Flanged Oilite Bearing - Cross Conveyor Pin Gate		126
8-266	Bearing Keeper	12-100433-000	58	9-570	Flanged Oilite Bearing - Turret Interlock Probe		126
8-301	Tension Spring	12-100047-000	55, 56		Interlock Probe Flanged Oilite Bearing	11-421026-000	65
8-303	Compression Spring	12-100091-000	53	9-610	Flanged Oilite Bearing - Rake Lift Shaft		126
8-306	Tension Spring - Gear Box Assembly		136		Oilite Bearings		72
8-309	Tension Spring - Gear Box Assembly		136	9-615	Flanged Oilite Bearing - Indexing Bell Crank Lever		126
8-311	Tension Spring - Gear Box Assembly		136	9-620	Flanged Oilite Bearing - Spider Release Lever		126
8-316	Plunger Lever Spring	12-102043-000	54	9-625	Flanged Oilite Bearing - Turret Frame		126
	Tension Spring - Gear Box Assembly		136	9-670	Flanged Oilite Bearing - Torsion Latch		126
8-319	Tension Spring - Gear Box Assembly Complete Triggering Kit		136		Oilite Bearings	11-421065-000	64
8-321	Spacer (A-2s)	12-102123-000	58	9-675	Flanged Oilite Bearing - Time Delay Gear		126
8-322	Triggering Link	12-102363-000	55		Oilite Bearings		63
8-323	Compression Spring - Trip Lever and Spring Assembly		134	9-680	Flanged Oilite Bearing - Detector, Detector Mounting		
8-326	Interlock Probe Tension Spring	12-150096-000	65		Plat. Gear Box		126
	Tension Spring - Turret Assembly		137	9-685	Flanged Oilite Bearing - Motor-Elevator Belt		
8-328	Long Link Assembly Roller & Bearing Assembly	12-150226-000	63		Tensioner all Preference System		126
8-330	Hardened Shoulder Bolt		86	9-690	Flanged Oilite Bearing - Rake Sweep Shaft		126
	Pin Gate Latch & Strap Assembly -			9-695	Flanged Oilite Bearing		71
	Shoulder Bolt & Nut Assy.	12-252016-000	86		Flanged Oilite Bearing - Rake Crank Rod		127
8-334	Brg. Stud & Nut Kit		56	9-700	Flanged Oilite Bearing - 2 Piece Clutch Reset Lever		127
8-334A	Stud		54	9-705	Flanged Oilite Bearing - Deck Jam Kit, Rake Lift Cam		
8-335	Cam Lever Complete Assy.	12-102791-000	57		Follower, Elevator Idler Arm		127
					Oilite Bearings for 12-4054		83
				9-710	Flanged Oilite Bearing - Rake Lift Shaft		127

QB No.	Product Description	Brunswick No.	Page	QB No.	Product Description	Brunswick No.	Page
	Oilite Bearings		72	12-1032	Deck Lift Hook	12-100832-000	54
9-715	Flanged Oilite Bearing - Ball Stop		127	12-1040	Spur Gear	12-100140-000	58, 59
9-720	Flanged Oilite Bearing - Pit Conveyor Pulley Arm		127	12-1041	Hook Selector	12-100410-000	54
9-725	Flanged Oilite Bearing - "Y" Switch		127	12-1041D	Large Pin		54
9-730	Flanged Oilite Bearing - Moving Deck Cam Follower Scissors Cam Follower		127	12-1041E	Linkage Pin - Large		54
	Oilite Bearing		60		Linkage Pin - Small		54
9-735	Flanged Oilite Bearing - Ball Lift Rod Arms		127		Small Pin		54
	Lift Rod Sub-Assembly Small Oilite Bearing	11-421041-000	84	12-1045	Rake Cam Hub	12-100045-000	58
9-765	Flanged Oilite Bearing - Ball Lift Rod Arms		127	12-1046	Clutch Shoes		50
	Lift Rod Sub-Assembly Large Oilite Bearing	12-400199-000	84		Clutch Shoes Standard	12-100146-000	53
9-780	Flanged Oilite Bearing - Turret Clutch Plate		127	12-1047	Clutch Shoe - standard	12-100146-000	53
	Turret Clutch Sub-Assembly Oilite Bearing	12-150154-000	62		Clutch Shoe - .030" oversize		53
9-815	Rake Shock Assembly - Bronze Bearing	12-250075-000	70	12-1054	Clutch Shoes .030" Thicker		53
	Sleeve Oilite Bearing - Rake Lift Shaft Shock Mount Pit Cushion Arm "A" Style		124		2 to 1 Stud (only)	12-102754-000	57
9-820	A-2 Cushion Bronze Bearing	12-250248-000	74	12-1055	Stud	12-102754-000	57
	Sleeve Oilite Bearing - Pit Cushion Lift Rod Ends		125	12-1060	Stud Replacement Kit		57
9-825	A-2 Cushion Grooved Bronze Bearing	10-424001-000	74	12-1067	Automatic Out-of-Range Assembly		54
	Cushion Arm Grooved Bearing	10-424001-000	75		Clutch Release Link (180° Link)	12-100229-000	55
	Oilite Bearing		75	12-1068		12-862867-000	55
	Sleeve Oilite Bearing - Ball Cushion Mount		125	12-1076	Detector Drive Gear	12-100068-000	58, 59
9-915	Sleeve Oilite Bearing - "C" Link to Indexing Bell Crank		124	12-1077	Clutch Reset Lever Assembly	12-102176-000	56
9-925	Deck Roller - Iron Oilite Bearing, package of 5	11-423000-000	68	12-1077	Bearing Retainer	12-100447-000	51
	Sleeve Oilite Bearing - OOR Controller - Bottom		124	12-1081	Compression Spring - Cable and Tube Assembly		134
9-950	Flanged Oilite Bearing - Scissors		126	12-1082	Deck Jam Tube Assembly Spring (inner)	12-100481-000	61
	Scissor Arm Sub-Assembly Iron Oilite Bearing	12-200105-000	67		Compression Spring - Cable and Tube Assembly		134
9-960	Flanged Oilite Bearing - Scissor Arm		127	12-1090	Deck Jam Tube Assembly Spring (outer)	12-100482-000	61
	Scissor Arm Sub-Assembly Iron Oilite Bearing	12-200104-000	67		2 to 1 Main Shaft	12-100829-000	60
9-965	Sleeve Bearings for old style Short Link		64	12-1091		12-100900-092	60
10-6705	Motor Contactor	12-862111-000	93	12-1104	Recycle Solenoid	12-100291-000	92
10-6802	OEM Style Cycle Solenoid 115 Volt 50/60 Hz	10-688009-000	92	12-1104	Cam Follower Shaft Kit		58
	Solenoid 115v (60 hz)	10-688009-000	55	12-1105	Collars - Package of 5		58
10-6803	OEM Style Cycle Solenoid 208-230 Volt 50/60 Hz	10-688003-000	92	12-1107	Grade 8 Stud		60
	Solenoid 230v (60 hz)	10-688003-000	55	12-1122	Extended Cycle Cam	12-100122-000	58
10-6804	OEM Style Cycle Solenoid Plunger (only)	10-688003-003	92	12-1123	Solid Steel Extended Cycle Cams	12-100122-000	59
	Plunger for Solenoids		55		Extended Cycle Cam	12-100123-000	58
	Plunger (Only)	10-688003-003	55	12-1130	Extended Cycle Cams Solid Steel	12-100123-000	59
10-6805	Solenoid 240v (50 hz)		55		1 to 1 Main Shaft	12-100130-000	59
10-6901	Preference System - Ball Joint (Regular Style)	10-690001-000	89		1 to 1 Shaft	12-100130-000	58
10-6902	Preference System - Ball Joint (Heavy Duty)	10-690001-000	89	12-1174	4 to 1 Worm Wheel	12-100174-002	50
10-7040	Accelerator Motor	12-802059-004	88	12-1178	Deck Hook Cam Lever	12-100178-000	57
10-7042	Ball Booster Motor - 110/220, 60 Hz	12-802059-003	88	12-1179	Cam Lever Complete Assy.	12-100242-000	57
11-1215	Heavy Duty Worm Nut	11-131516-000	51	12-1180	Cam Lever Shaft	12-100072-000	57
11-1463	Pin Deck Lamp Socket Kit	12-860770-000	95	12-1370	Replacement Top Pivot Point Bushing		54
11-2300	X Washer	11-230000-001	54, 57		Yoke and Bearing Assembly	12-100370-000	53
	X-Washer		123	12-1486	Yokering Assembly	12-100370-000	53
11-2301	Deck Jam Tube Assembly X-Washer	11-230001-001	61	12-1500	Clutch Lever Assembly	12-100486-000	53
	X Washer	11-230001-001	54, 57	12-1500	Turret Clutch Assembly (Pinsetter Desc. 12,844 to 61,194)		62
	X-Washer		123	12-1501	Turret Clutch Assembly (Pinsetter Desc. 61,195 and up)		62
11-2302	Deck Roller - X Washers, package of 25 (5/32")	11-230002-001	68	12-1502	Full Deck Blocking Finger R.H.	12-150200-000	64
	X-Washer		123	12-1502E	Blocking Fingers & Springs Bumper	12-150142-002	64
11-2303	X-Washer		123	12-1503	Stop Lever Indexing Roller	90-150303-000	64
11-2305	A-2 Cushion X Washer	11-230005-001	74	12-1506	Turret Clutch Drive Pulley	12-150306-000	62
	Cushion Arm 1/4" X Washer Pin	11-230005-001	75		Turret Clutch Sub-Assembly Pulley (Centered Hub)	12-150306-000	62
	X-Washer		123	12-1508	Steel Center Chute	12-150108-000	65
11-3001	Turret Clutch Sub-Assembly Rivets	11-300001-001	62	12-1510	Torsion Latch	12-150011-000	64
11-3011	Spare Rivet - 9/16" overall length		53	12-1516	Turret Clutch Sub-Assembly Drive Shaft	12-150216-000	62
11-3012	Spare Rivet - 1/2" overall length		53	12-1519	Turret Clutch Drive Pulley	12-150219-000	62
11-5750	Turret Ring Ball Bearings	11-575093-000	63		Turret Clutch Sub-Assembly Pulley (Offset Hub)	12-150219-000	62
11-6101	Pinsetter Toggle	11-615501-000	94	12-1520	Turret Clutch Sub-Assembly Top Pulley	12-150220-000	62
11-6102	Accelerator Box	11-615502-000	94		Turret Clutch Top Pulley	12-150220-000	62
11-6706	Power Lift Relay	11-672506-000	95	12-1525	Steel Center Chute Repair Kit	12-150109-000	65
		17-860324-000	95	12-1527	Pin Gate Latch & Strap Assembly - Linkage Assembly	12-150227-000	86
11-6707	Power Lift Relay	11-672600-000	95	12-1534	Long Link Assembly Long Link (Only)	12-150234-000	63
11-6750	Rubber Pit Mount	90-675000-000	76	12-1535	Long Link Assembly	12-150287-000	63
11-6903	Power Lift Relay	11-697103-000	95	12-1538	Turret Delay Gear	12-150138-000	63
12-1013	Stop Lever Turret Stop Lever Assembly	12-150013-000	64	12-1540	Turret Rings (Standard Size Holes)	12-150040-000	63
12-1016	Oil Drip Pan - Extra Large	12-100316-000	60	12-1541	Turret Rings (Oversize Holes)		63
12-1020	Scotch Yoke Plate	12-102816-000	57	12-1557	Pin Gate Latch & Strap Assembly - Strap (Hardened Steel)	12-150057-003	86
12-1027	1 to 1 Mount Plate	12-100207-000	59		Slide Plate	12-150258-000	62
	Plate	12-100207-000	58	12-1558	Turret Clutch Sub-Assembly Slide Plate	12-150258-000	62
12-1031	Moving Deck Cam Follower	12-100313-000	60	12-1569	Trip Lever Shaft - Special	12-150069-000	63

QB No.	Product Description	Brunswick No.	Page	QB No.	Product Description	Brunswick No.	Page
12-1570	Tension Spring - Turret Assembly		137				
12-1576	Restricted Drop Link Blocking Finger L.H.	12-150176-000	64		Spare Ty-Raps (package of 12)	11-603114-000	73
12-1579	Long Link Assembly Lever Assembly	12-150279-000	63	12-2540	Rake Shock Kit	12-252382-000	70
12-1581	Turret Clamp		65	12-2541	A-2 Cushion Mount (w/Bearing)	12-862839-000	74
12-1586	Interlock Probe		65		Cushion Mount	12-862839-000	75
	Interlock Probe Assembly	12-150086-000	65	12-2542	Single Mount Cushion Bracket	12-252344-000	75
12-1587	Bellcrank Pin & Nut		64	12-2543	Double Mount Cushion Bracket (for divisions)		75
12-1588	Latch Pin, Nut & O-Ring		64	12-2546	A-2 Cushion Follower Link	12-252346-000	74
12-1589	Short Link - Improved Design!	12-150289-000	64		Cushion Arm Follower Link	12-252346-000	75
12-1594	Pin Guide (Position: Inner 2, 3, 4, 6, 8, 9)	12-150294-000	65		Follower Link	12-252346-000	75
12-1595	Pin Guides (Position: Inner 1, 7, 10)	12-150295-000	65	12-2549	Cushion Arm Rebuild "BIG" Kit		75
12-1596	Pin Guides (Position: Outer 1, 7, 10)	12-150296-000	65	12-2550	Cushion Arm Rebuild "MINI" Kit		75
12-1597	Pin Guides (Position: Outer 2, 3, 4, 6, 8, 9)	12-150297-000	65	12-2551	A-2 Cushion Urethane Bushing	12-252351-000	74
12-1828	Cam (Lowering Link)	12-100828-002	58		Cushion Arm Urethane Bushing	12-252351-000	75
	Split Hub Moving Deck & Scissor Cam	12-100828-002	59	12-2552	Follower Link Bushing	12-252351-000	75
12-1829	Cam (Scotch Yoke)	12-102794-000	58		A-2 Cushion Arm Bolt	12-252352-000	74
	Split Hub Moving Deck & Scissor Cam	12-102794-000	59		Cushion Arm Bolt	12-252352-000	75
12-1830	Deck Hook Lift Cam (Early Machine)	12-100387-000	60	12-2554	Cushion Arm Bolts	12-252352-000	75
12-1832	Deck Hook Lift Cam (Late Machine)	12-100831-000	60	12-2554	Trip Arm Assembly	12-252354-002	72
12-2001	Deck Shield Mount Repair Kit Round Post - Upper Bracket		67	12-2555	Pivot Link	12-252355-091	72
12-2002	Deck Shield Mount Repair Kit Square Post - Upper Bracket		67	12-2556	Trip Rod Lever	12-252356-000	72
12-2003	Deck Shield Mount Repair Kit Square Post - Lower Bracket 7 pin side		67	12-2559	A-2 Cushion Link Plate	12-252359-000	74
12-2004	Deck Shield Mount Repair Kit Square Post - Lower Bracket 10 pin side		67		Link Plate	12-252365-000	75
12-2014	Deck Roller - Neoprene rubber, complete assembly including hub & oilite bearing	12-200114-000	68	12-2560	A-2 Cushion Rod End - Uniball	12-252060-000	74
12-2015	Deck Roller - Neoprene rubber, roller only, re-use your old hub & bearing	12-200115-000	68		Cushion Arm Rod End - Uniball	12-252060-000	75
12-2016	Stainless Steel Scissor Arm - Long Arm with Pad	12-200016-000	67	12-2563	A-2 Cushion Tube (heavy duty)	12-252364-003	74
12-2017	Stainless Steel Scissor Arm - Long Arm without Pad	12-200017-092	67		Trigger Tubes	12-252364-003	72
12-2018	Stainless Steel Scissor Arm - Short Arm with Pad	12-200018-000	67	12-2564	A-2 Cushion Tube (heavy duty)	12-252364-002	74
12-2019	Stainless Steel Scissor Arm - Short Arm without Pad	12-200019-092	67		Trigger Tubes	12-252364-002	72
12-2020	Stainless Steel Scissor Arm - Complete Assembly	12-200016-091	67	12-2565	A-2 Cushion Rod End (new style)	12-252365-000	74
12-2022	Large scissor spring		99		Rod End	12-252365-000	75
	Scissor Spring	12-200022-000	67	12-2566	Hanger Repair Kit		72
12-2035	Geneva Cam - 7 Pin Side L.H.	12-200035-000	69	12-2569	A-2 Cushion Link (hardened steel)	12-252069-000	74
12-2036	Geneva Cam - 10 Pin Side R.H.	12-200036-000	69		Cushion Arm Link	12-252069-000	75
12-2069	Turnbuckle (special solid hex steel)	12-200069-000	68		Cushion Link	12-252069-000	75
12-2073	A-2 Rake Crank Pivot Assembly with Bearings	12-250273-000	72	12-2572	Gray Rubber Cushion Only	12-252372-000	70
12-2075	A-2 Rake Crank Pivot Assembly with Bearings	12-250275-000	72	12-2573	A-2 Cushion Shock Absorber	12-252173-000	74
12-2092	Aluminum Spotting Finger - Right-Hand	12-200892-000	69		Pit Cushion Shock	12-252173-000	75
12-2093	Aluminum Spotting Finger - Left-Hand	12-200893-000	69	12-2577	Rake Crank Rods - Straight Ends	12-252309-000	72
12-2120	Scissor Arm Sub-Assembly Scissor Pad (Rubber)	12-200120-004	67	12-2578	Rake Crank Rods (Solid) Straight Ends	12-250278-002	72
	Scissor Pad - Neoprene Rubber	12-200120-004	67	12-2584	Rubber Pit Curtain	12-862167-000	73
12-2125	Keeper Spring (moving deck cables)	12-200125-000	68	12-2585	Rake Shaft Assembly	12-862186-000	71
12-2126	Moving Deck Wheels	12-200126-000	69	12-2586	Spare Arm Assembly (Fits either side of our 12-2585 Rake Arm)		71
12-2129	Deck Post Pin	12-200129-000	69	12-2589	A-2 Cushion Rubber Bushing	12-250189-000	74
12-2169	"HOT SHOT" Deck Pads		68		Cushion Arm Rubber Bushing	12-250189-000	75
12-2510	Pit Cushion Facings (Nylon Cloth)	12-252310-000	73	12-2590	Rake Shock Assembly - Rubber Bushing	12-250189-000	70
12-2518	Nut Plate Kit With Hardware (pair) 5/16" - 24		73		Rake Lift Arm Bushings	12-250091-000	71
12-2521	Rake Crank Rod - Tapered Ends	12-250289-000	72	12-2592	Pit Cushion Brace	12-250092-000	71
12-2522	Rake Crank Rods (Solid) Tapered Ends	12-250022-002	72	12-2850	Deck Chute Inserts		66
12-2523	Rake Board Assembly	12-252374-000	70	12-2860	Moving Deck	12-862117-000	67
12-2524	Sweep Rod	12-252024-004	70	12-2864	Teal-Poly Deck Chute - Pin Position #7 & #10		66
12-2526	Gray Rake Board Only	12-252373-000	70	12-2864B	Teal-Poly Deck Chute - Pin Position #1		66
12-2527	Nut Plate Kit with Hardware (pair) 3/8" - 16		73	12-2894	Teal-Poly Deck Chute - Pin Position #2, #3, #4, #6, #8, & #9		66
12-2528	R.H. Curtain Rod Bracket	12-252268-000	73	12-2895	Teal-Poly Deck Chute - Pin Position #5		66
12-2529	L.H. Curtain Rod Bracket	12-252269-000	73	12-3001	Pit Conveyor Front Arm Bracket		78
12-2530	Cam Follower Arm	12-250234-000	55	12-3002	Pit Conveyor Rear Arm Bracket		78
12-2531	A-2 Pit Cushion	12-862578-000	73, 74	12-3060	Bearing & Housing Assy. - Pit Shaft	12-300160-000	100
12-2532	Cam Follower Arm	12-252234-000	55		Vibrator Shaft Bearing Complete Assembly	12-300160-000	79
12-2533	Rake Shock Assembly - Rod End	12-252338-003	70	12-3061	Bearing (only) Cast Iron Pit Shaft Housing	12-300160-003	100
12-2535	A-2 Pit Cushion Facing	12-252308-000	74		Vibrator Shaft Bearing - Insert Bearing (Only)	12-300160-003	79
	Pit Cushion Facings - A-2 & JetBack Cushions	12-252310-000	73	12-3068	Pit Frame Clamp & Pin Assembly R.H.	12-300168-000	76
12-2536	Pit Cushion Facings - Model A & Zot Cushions	12-250286-000	73	12-3069	Pit Frame Clamp & Pin Assembly L.H.	12-300169-000	76
12-2537	Sweep Arm	90-252037-000	71	12-3070	Pit Frame Spring Rod	12-300170-000	76
12-2538	Rake Shock Assembly - Shock Absorber Complete	12-252338-000	70	12-3071	Pit Belt Idler Assembly Small Pulley	12-300071-000	78
12-2539	A-2 Cushion H.D. Ty-Raps	11-603114-000	74	12-3072	Compression Spring - Pit Conveyor Assembly		135
					Pit Frame Compression Spring	12-300172-000	76
				12-3073	Pit Belt Idler Assembly Large Pulley	12-300073-000	78
				12-3078	Pit Frame Pivot	12-300178-000	76
				12-3088	Pit Shaft Drive Pulley	12-300088-000	79

QB No.	Product Description	Brunswick No.	Page	QB No.	Product Description	Brunswick No.	Page
12-3103	Pit Carpet	12-300103-000	77, 78	12-4135	Ball Wheel Kicker Strips - Pkg. of fiber strips - installs with contact cement		85
12-3141	Vibrator Shaft	12-300141-000	79	12-4185	A-2 and Jetback Lift Rods		84
12-3149	Pit Belt Idler Assembly Shaft	12-300149-000	78	12-4186	"A" Lift Rods		84
12-3150	Pit Belt Idler Assembly Nylon Pivot Kit	12-400241-000	78	12-4201	Pin Wheel Replacement Part - Rubber Silencer Cord	12-400251-000	80
12-3162	Deflector Cushion	12-300162-000	77	12-4226	Pin Wheel Drive Pulley - A-2 (New or Converted)	12-402126-000	81
12-3167	Jogger Arm	12-300163-000	79	12-4230	Guide Roller Assembly - Smooth	12-400240-000	82
12-3168	Jogger Arm Assembly		79	12-4238	Guide Roller Assembly - Grooved	12-400268-000	82
12-3180	Front Blocks (for regular boards)	12-300180-000	77	12-4250B	Sound absorbing urethane pin pockets		80
12-3192	Pit Frame Clamp Lever R.H.	12-300192-000	76	12-4251	Spring Rod Assembly - Stud (A-2, JetBack)	12-402051-000	85
12-3193	Pit Frame Clamp Lever L.H.	12-300193-000	76	12-4256	Guide Roller Replacement Shaft	12-400256-000	82
12-3207	L.H. Metal Deflector	12-300207-000	77	12-4257	Lower Ball Wheel Guide Rollers Nylon Flange	12-400257-000	82
12-3208	R.H. Metal Deflector	12-300208-000	77	12-4261	Lower Pin Wheel Guide Roller Hub & Tire (Urethane/Steel)	90-400261-000	81
12-3212	Side Blocks (for regular boards)	12-300205-002	77	12-4262	Lower Pin Wheel Guide Roller Nylon Flange	12-400262-000	81
12-3260	Plywood Pit Board Only (regular 7-ply)	12-860620-002	77	12-4263	Lower Pin Wheel Guide Roller	12-400263-000	81
12-3261	Complete Pit Board Assy. (regular 7-ply)	12-860620-003	77	12-4264	Upper Pin Wheel Guide Roller Hub & Tire (Urethane/Steel)	90-400264-000	81
12-3461	46" L-Shaped Rubber (for heavy duty board)		77	12-4265	Upper Pin Wheel Guide Roller Nylon Flange	12-400265-000	81
12-3462	46" L-Shaped Rubber (for regular board)	12-300146-002	77	12-4266	Upper Pin Wheel Guide Roller	12-400266-000	81
12-3463	17" L-Shaped Rubber (for heavy duty board)		77	12-4267	Corded Magnetic Clutch	12-862163-000	81
12-3464	17" L-Shaped Rubber (for regular board)	12-300146-004	77	12-4267NP	Magnetic Clutch Only		81
12-3503	Deck Hook	12-350803-000	69	12-4269	Upper Ball Wheel Guide Rollers Nylon Flange	12-400269-000	82
12-3504	Deck Hook Hub	12-350804-000	69	12-4271	Upper Ball Wheel Guide Rollers Hub & Tire (Soft)	12-400271-000	82
12-3512	Deck Lift Stabilizer - Threaded Tube	12-350122-002	69	12-4272	Upper Ball Wheel Guide Rollers Complete Assembly (Soft)	12-400272-000	82
12-3513	Deck Lift Stabilizer - Rod End R.H. Thread	12-350122-003	69	12-4281	Pinsetter Motor Pulley - Model A-2 - Gear Box Drive: 7.75" - Elevator Drive: 3.00"	12-402081-000	95
12-3514	Deck Lift Stabilizer - Rod End L.H. Thread	12-350122-004	69	12-4350	Urethane Rod Cover - Brown - Hard		85
12-3521	Deck Lift Shaft	12-862581-000	69	12-4353	Elevator Sheave Ball Wheel Belt Drive 5.00"	12-400035-003	83
12-3526	Compression Spring - Frame Assembly		135	12-4354	Elevator Sheave Jack Shaft Cross Drive 12.00"	12-400035-004	83
12-3582	Deck Hook Complete Assembly	12-350802-000	69	12-4356	Elevator Sheave Small Rear Cross Drive 3.00"	12-400035-006	83
12-4002	Spring, Ball Wheel Belt Idler	12-400042-000	83	12-4358	Elevator Sheave Cross Conveyor Drive 4.25"	12-400035-008	83
12-4003	Pin Wiper Long Leaf Spring	12-400055-003	81	12-4359	Elevator Sheave Long Turret Drive 2.25"	12-400035-009	83
12-4004	Pin Wiper Short Leaf Spring	12-400071-000	81	12-4532	Latch Assembly	12-450032-000	86
12-4005	Pin Wiper Complete Assembly	12-400055-000	81	12-4564	Pin Gate Latch & Strap Assembly - Latch Assembly	12-450032-000	86
12-4010	Pin Wheel Replacement Buttons	12-400100-000	80	12-4587	Pin Gate Latch & Strap Assembly - Nylon Roller	12-450064-000	86
12-4021	Spring Rod Assembly - Spring (A-2, JetBack)	12-402121-000	85	12-4588	Belt Guard - Fits USA built machines.	12-450087-000	86
12-4022	Compression Spring - Ball Lift Rod Assembly		135	12-4588	Belt Guard - Fits Japanese built machines.	12-450088-000	86
	Spring Rod Assembly - Spring (Model A, Mini-Jet)	12-400122-000	85	12-4803	Spring Rod Assembly - Steel Wear Bushing	12-400803-000	85
12-4026	Pin Wheel Drive Pulley Model A & JetBack	12-400126-000	81	12-4810	Universal Jack Shaft	12-400810-000	83
12-4027	Pivot Stud	12-400027-000	83	12-4848	Lift Rod Sub-Assembly Pin (New Style)	12-400848-000	84
12-4030	Spring Rod Assembly - Shaft Collar	12-400300-000	85	12-5005	Curved A-2 Internal Ball Track	12-502105-000	88
12-4033	Spring Rod Assembly - Track Support	12-862180-000	85	12-5015	Straight A-2 Internal Ball Track	12-502115-000	88
	Track Support	12-862180-000	88	12-5054	Y Switch Bumper (Bolt-On)	12-502154-000	87
12-4036	Urethane Wheel Guards	90-400840-000	80	12-5055	Y Switch Plate Mount	12-502155-000	87
12-4039	Ball Wheel Bracket Repair Kit		80	12-5059	Urethane Y Switch - Black		87
12-4039J	Ball Wheel Bracket Repair Kit (Japanese)		80	12-5131	Y Switch Stop Bar	12-502131-000	87
12-4040	Spring, Cross Drive Belt Idler	12-400040-000	83	12-5134	Y Switch Shaft	12-502134-000	87
12-4048	Gum Rod Cover - 90 inches Standard Rubber	12-400048-005	84	12-5210	Y Track Assembly	12-502100-000	87
12-4049	Gum Rod Cover - 50 feet Standard Rubber	12-400048-091	84	12-5251	Accelerator Pulley Assembly	12-502349-000	89
12-4049R	Gum Rod Cover - 50 feet (shown) Oil Resistant	12-400048-091	84	12-5272	Accelerator Drive Pulley - 1/2" Motor Shaft - 1-1/4" Diameter		89
12-4051	Spring Rod Assembly - Stud (Model A, Mini-Jet)	12-400051-000	85	12-5274	Accelerator Drive Pulley - 1/2" Motor Shaft - 1-1/2" Diameter		89
12-4052	(Model A) Ball Lift Rod Studs		81	12-5275	Accelerator Drive Pulley - 1/2" Motor Shaft - 1-11/16" Diameter		89
12-4053	Lift Rod Sub-Assembly Pin (Old Style)	12-400053-000	84	12-5277	Accelerator Drive Pulley - 1/2" Motor Shaft - 2-1/32" Diameter		89
12-4054	Idler Arm Assembly	12-400254-000	83	12-5278	Accelerator Drive Pulley - 1/2" Motor Shaft - 2-23/32" Diameter		89
12-4055	Pin Wiper Spring Stabilizer		81	12-5282	Accelerator Drive Pulley - 5/8" Motor Shaft - 1-1/4" Diameter		89
12-4056	(Model A-2) Ball Lift Rod Studs		81	12-5284	Accelerator Drive Pulley - 5/8" Motor Shaft - 1-1/2" Diameter		89
12-4065	Plunger Lever Assembly	12-100465-000	54	12-5285	Accelerator Drive Pulley - 5/8" Motor Shaft - 1-11/16" Diameter		89
12-4075	Snubber	12-450075-000	86	12-5286	Accelerator Drive Pulley - 5/8" Motor Shaft - 1-13/16" Diameter		89
12-4076	Snubber Nut Plate		86	12-5287	Accelerator Drive Pulley - 5/8" Motor Shaft - 2-1/32" Diameter		89
12-4081	Pinsetter Motor Pulley - Model A - Gear Box Drive: 5.25" - Elevator Drive: 3.00"	12-400081-000	95				
12-4081B	Pinsetter Motor Pulley - 3" Sheave Only		95				
12-4086	Adjustable Tension Spring	12-400051-000	83				
12-4087	Adjustable Tension Spring Hook	12-402051-000	83				
12-4093	Spring Rod	12-400193-000	85				
	Spring Rod Assembly - Spring Rod	12-400193-000	85				
12-4094	Spring, Motor to Elevator Idler	12-400194-000	83				
12-4102	Lift Rod Sub-Assembly Bungee Cord	11-606200-000	84				
12-4103	Lift Rod Sub-Assembly Hook (Not Shown)	12-402429-000	84				
12-4107	Lift Rod Sub-Assembly Small Upper Cap	12-402042-000	84				
12-4108	Lift Rod Sub-Assembly Large Upper Cap	12-402043-000	84				
12-4109	Lift Rod Sub-Assembly Lower Rod Cap	12-402432-000	84				
12-4123	Spring Rod Assembly - Urethane Rod Bumper	12-400123-000	85				

QB No.	Product Description	Brunswick No.	Page	QB No.	Product Description	Brunswick No.	Page
12-5288	Accelerator Drive Pulley - 5/8" Motor Shaft - 2-23/32" Diameter		89	12-8631	Clutch Pulley Assembly (Original Type)	12-860717-000	52
12-5303	Pulley Support Bracket	12-502303-000	89	12-8634	Clutch Pulley and Bearing Assembly (Heavy Duty Type)	12-860717-000	52
12-5410	Pinsetter Motor Pulley - JetBack - Gear Box Drive: 6.80" - Elevator Drive: 3.50"	12-502410-000	95		H.D. Clutch Pulley & Bearing Assembly		50
12-5410B	Pinsetter Motor Pulley - 3.5" Sheave Only		95	12-8634B	Bronze Bushing		52
12-5420	Pinsetter Motor Pulley - JetBack Special - Gear Box Drive: 6.80" - Elevator Drive: 3.00"		95	12-8634C	Snap Ring		52
12-5502	Pulley Support Shaft	12-502353-000	89	12-8635	Bearing Assembly		52
12-6000	"The Organizer"		56	12-8637	Yoke Repair Kit	12-860672-000	54
12-6010	Cabinet with Drawers and Compartments Only		56	12-8643	Pulley Facing	12-862864-003	53
12-7254	Pinsetter Transformer	12-862164-000	92	12-8645	Drive Disc Facing	12-862864-005	53
	Transformer	12-862165-000	92		Facing Kit	12-862864-005	51
			93	12-8659	Top Pit Frame Assembly (Quick Change Type)	12-860659-000	76
12-7256	Pinsetter Motor	12-752056-000	48, 95	12-8660	Worm Shaft Rebuild Kit (with Regular Worm Shaft)		50
12-7266	Pinsetter Motor (Export)	12-862077-000	95	12-8662	Carpet Cover - Gray Polyester		78
12-7504	Mechanic's Cycle Button	12-750054-000	94	12-8663	Carpet Cover - White Cotton		78
12-7527	Motor Start & Recycle Relay	12-862827-000	93	12-8678	A-2 Lift Rod		84
		12-862829-000	93	12-8681	Ball Jam Eliminator		85
12-7528	Power Lift Relay	12-862828-000	95	12-8690	Dual Lamp		95
	Recycle Relay	12-862828-000	92	12-8691	Plywood Pit Board Only (heavy duty 9-ply)	12-860620-005	77
12-7540	Contactora Replacement Kit		93	12-8692	Complete Pit Board Assy. (heavy duty 9-ply)	12-860620-004	77
12-7554	Circuit Breaker		93		Wood Pit Board		77
	Circuit Breaker w/Bracket	12-860627-000	93		Wood Pit Boards		77
12-7579	Selenium Rectifier		93	12-8696P	Heavy Duty Board and Frame Rubber Bumper for Clamp		77
12-7580	Fuse	12-750180-000	94	12-8696Q	Heavy Duty Board and Frame 4" Rubber Block		77
12-7581	Silicon Rectifier	12-750079-000	92, 93	12-8696R	Heavy Duty Board and Frame Rubber Strip		77
12-7594	Pin Deck Lamp Light Ballast	12-750994-000	95	12-8696T	Heavy Duty Board and Frame Alignment Stud		77
12-8020	1 to 1 Rebuild Kit	12-862859-000	56	12-8716	Rocker Switch	12-750410-000	96
12-8021	Paper Gasket	12-100339-000	58	12-8830	Accelerator & Booster Relay	12-862830-000	88
12-8022	Rubber O-Ring	11-625530-000	58	12-100104	Shaft	12-400030-000	58
12-8171	Worm Shaft	12-860171-000	50		Belt Idler - original spacer		100
12-8172	Worm Shaft Assembly		50	19-2437	Transition Track Assembly & Leather Pad	19-204370-000	90
	Worm Shaft Assembly - Standard Worm Shaft		51	21-10C7DC	Mini Bulb - Gold Crown Foul Indicator - Pkg. 12	15-609424-000	94
12-8570	Urethane Foam Deck Pad - Glue-on Deck Pad		68	21-90	Mini Bulb - Astro II Strikelight - Pkg. 10	11-675513-002	94
12-8571	Urethane Foam Deck Pad - Bolt-on Deck Pad		68		Mini Bulb - Astroline Starlight - clear - Pkg. 10	11-675513-002	94
12-8600	Solid State Time Delay Module	12-862890-000	92, 93		Mini Bulb - Foul Indicator Lamp System 2000, Astro II & Astroline - Pkg. 10	11-675513-002	94
12-8603	Oil seal kit		51	21-94	Mini Bulb - Astroline Starlight - clear - Pkg. 10	11-675517-002	94
	Oil Seal Kit	12-860603-000	51		Mini Bulb - Astroline Strikelight - Pkg. 10	11-675517-002	94
12-8605	Turret Clutch Sub-Assembly Clutch Facing Kit	12-860805-000	62	21-150Q	Projection Bulb - Low Watt Conversions - 150 Watt	17-213927-000	94
	UHMW clutch facings	12-860805-000	62	21-210	Mini Bulb - Gold Crown Light Source - Pkg. 10	15-609567-000	94
	UHMW Plastic Facing Kit	12-860805-000	62	21-308	Mini Bulb - Gold Crown Strikelight - Pkg. 10	11-675501-000	94
12-8607	Rake Repair Kit - American Machines 1-1/4"	12-860607-000	70	21-624	Mini Bulb - System 2000 1 & 2 Ball Light - Pkg 10	11-675582-000	94
12-8609	Accelerator Ball Wiper	12-252377-000	88	21-1156	Mini Bulb - Astro II Illumination - Pkg. 10	11-675581-002	94
12-8610	Dropsweep Ball Wiper		89	21-1252	Mini Bulb - Gold Crown 1 & 2 Ball Light - Pkg. 10	11-675503-000	94
12-8613	Clutch Drive Disc	12-860613-000	50, 51		Mini Bulb - Gold Crown Pinfinder - Pkg. 10	11-675503-000	94
12-8615	Rebuilds the cross conveyor jam switch only		92	21-1692	Mini Bulb - Astro II 1 & 2 Ball Light - Pkg. 10	11-675521-002	94
12-8616	Rebuilds all jam switches except cross conveyor		92		Mini Bulb - Astroline 1 & 2 Ball Light - Pkg. 10	11-675521-002	94
12-8618	Friction Disc Assembly	12-860804-000	62		Mini Bulb - System 2000 Strikelight - Pkg. 10	11-675521-002	94
	Turret Clutch Sub-Assembly Friction Disc	12-860804-000	62	21-1876	Mini Bulb - Light Source Bulb System 2000, Astro II & Astroline - Pkg. 10	11-675514-002	94
12-8620	Fiberglass Pit Board Only		48, 77	25-001	Ball Bearing - Pin Wheel Jack Shaft		128
12-8623	Heavy Duty Guide Roller		82		Bearing Self-Aligning Jack Shaft w/Snap Ring	10-430001-000	100
12-8623A	Heavy Duty Guide Roller Hub & Tire		82	25-003	Universal Jack Shaft Bearings	10-430001-000	83
12-8623B	Heavy Duty Guide Roller Nylon Flange		82		Ball Bearing - 4:1 Shaft		128
12-8623C	Heavy Duty Guide Roller Bearing Shaft		82		Bearing 4 to 1 Shaft - Inner Open Bearing	11-430002-000	100
12-8623H	Heavy Duty Guide Roller Belt Guard		82	25-004	Ball Bearing - 2:1 Shaft		129
12-8623J	Heavy Duty Guide Roller Mount Bracket		82		Bearing 2 to 1 Shaft	11-430003-000	100
12-8624	Quick Change Conversion Kit	12-860624-000	76	25-005	Ball Bearing - Ball Wheel Guide Roller		129
12-8625	Pivot Stud Upgrade Kit		76		Bearing Detector Drive Idler Gear	11-430004-000	100
12-8626	Clutch Disc	12-860626-000	50, 51		Bearing Upper Ball Wheel Guide Roller	11-430004-000	100
12-8627	Cover & Pin Kit	12-860628-000	58		Idler Bearing		104
		12-860628-002	56		Upper Ball Wheel Guide Rollers Replaceable Radial Ball Bearing	11-430004-000	82
12-8629	Clutch Bearing		52	25-006	Ball Bearing - Elevator Drive Belt Tensioner		131
	Clutch Pulley Bearing (Original Type)	12-860716-000	52		Bearing Pit Belt Idler Arm & Turret Bevel Gear	11-430023-000	100
12-8629B	Bronze Bushing		52		Bearing Power Lift	11-430028-000	100
	Bushing		52		Heavy Duty Guide Roller Bearing		82
12-8629C	Ball Bearing		52	25-007	Pit Belt Idler Assembly Ball Bearing	11-430028-000	78
	Bearing for Guide Roller Shaft Repair		82		Ball Bearing - Deck Lowering Link Connector Pin Wheel Guide Roller		129
12-8629D	Snap Ring		52		Bearing Deck Lowering Link	11-430008-000	100
12-8630	Clutch Pulley		52	25-008	Ball Bearing - Cross Conveyor Drive Shaft		131
	Clutch Pulley (Original Type)	12-860630-000	52		Bearing Cross Conveyor Bearing Housing	11-430018-000	100
			52		Bearing Old Style Jack Shaft w/Snap Ring	11-430018-000	100

QB No.	Product Description	Brunswick No.	Page	QB No.	Product Description	Brunswick No.	Page
	Bearing Power Lift	11-430018-000	100		Stop Lever Bearing	11-500001-000	64
25-009	Ball Bearing - 1:1 Shaft		130	25-052	Bearing Turret Bell Crank	12-862171-000	100
	Bearing		52	25-057	Bearing Hand Dryer & Tel-E-Score Blowers		100
	Bearing 1 to 1 Main Shaft	11-430011-000	100	25-059	Ball Bearing - Magnetic Clutch 4:1 Shaft		132
	Bearing (2 required)	11-430011-000	58		Bearing		81
	Replaceable Ball Bearing		52		Bearing Magnetic Clutch	11-430045-000	100
25-011	Ball Bearing - Ball Wheel Roller, Pin Wheel Roller, Ball Accelerator Pulleys		130	25-061	Belt Idler - Replacement Bearing (for above pulleys)	12-400819-000	100
	Bearing Lower Ball Wheel Guide Roller, Lower Pin Wheel Guide Roller, Accelerator Pulley	11-430013-000	100		Belt Idler - Replacement Bearing for above Pulleys	12-400819-000	83
	Bearing Old Style Pinsetter Motor		100	25-062	Bearing Power Lift	11-430032-000	100
	Bearing Power Lift	11-430013-000	100		Belt Idler - Replacement Bearing (for 26-4097)	11-430032-000	100
	Lower Ball Wheel Guide Rollers Replaceable Radial Ball Bearing	11-430013-000	82	25-063	Belt Idler - Replacement Bearing for 26-4097 Pulley	11-430032-000	83
	Lower Pin Wheel Guide Roller Ball Bearing	11-430013-000	81		Belt Idler - Replacement Bearing (for 26-4534)		100
25-012	Ball Bearing - Pinsetter Motor - Front		130		Replacement Bearing for 26-4534		83
	Bearing Old Style Jack Shaft - No Snap Ring	11-430015-000	100	25-064	Top Idler Pulley Replaceable Bearing		86
25-013	Ball Bearing - Jogger Arm		131		Ball Bearing		56
	Bearing Sheet Metal Jogger Arm - Large End	11-430016-000	100		Bearing		54
25-014	Ball Bearing - 2:1 Shaft		131	25-067	Cam Follower Bearing		54
	Bearing 2 to 1 Shaft	11-430017-000	100		Ball Bearing - Ball Booster Shaft		128
25-016	Ball Bearing - Ball Stop Hook		132		Ball Booster Bearing	11-413001-000	88
	Bearing Preference System Hook	11-430037-000	100	25-070	Bearing Ball Booster Drive Shaft (Insert)	11-413001-000	100
25-017	Ball Bearing - Deck Support Arm Deck Lift Shaft		132	25-071	Stud Bearing Cam Follower	11-436000-000	100
	Bearing Deck Post Bearing Housing	11-431000-000	100		Stud Bearing (rivet type)	11-436001-000	100
	Bearing Turret Clutch - Old Style	11-431000-000	100	25-072	Stud Bearing Cam Follower	44-437000-000	100
	Power Lift Clutch - Replacement Ball Bearing (Heavy Duty)		90	25-075	Roller Bearing 2 to 1 Stud	11-450101-000	100
25-018	Ball Bearing - Detector 1:1 Shaft		133	25-157	Roller Bearing (only)	11-450101-000	57
	Bearing Detector Shaft	11-431002-000	100		Clutch Bearing	11-500552-000	100
25-019	Ball Bearing - Detector 1:1 Shaft		133		Power Lift Clutch - Clutch Bearing		90
	Bearing Detector Shaft w/Snap Ring	11-431003-000	100	26-3075	Belt Idler - V Groove (Pit Conveyor Belt)	12-300075-000	83, 100
25-020	Ball Bearing - Turret Clutch		133	26-4009	Belt Idler - Round Belt Groove (Cross Conv. Drive)	12-400209-000	83, 100
	Bearing Turret Clutch - No Snap Ring	11-431006-000	100	26-4019	Belt Idler - 3" dia. Flat Groove (Long Turret Belt)	12-400219-000	83
	Turret Clutch Sub-Assembly Bearing	11-431006-000	62		Belt Idlers - 3" Dia. Flat Groove (Long Turret Belt)	12-400219-000	100
25-022	Ball Bearing - Turret Clutch		133	26-4021	Belt Idler - V Groove (Elevator & Turret)	12-400221-000	83, 100
	Bearing Turret Clutch with Snap Ring	11-431010-000	100	26-4097	Belt Idler - 5-1/2" Flat Groove (Elevator)	12-400297-000	83, 100
	Turret Clutch Sub-Assembly Bearing (with Snap Ring)	11-431010-000	62	26-4534	Belt Idler - Cross Conveyor	12-450034-000	83, 100
25-023	Ball Bearing - Pin Wheel Guide Roller		133		Idler Pulley Assembly		86
	Bearing Upper Pin Wheel Guide Roller	11-432000-000	100	27-4L790	Top Idler Pulley	12-450034-000	86
	Upper Pin Wheel Guide Roller Ball Bearing (Extra Wide)	11-432000-000	81	27-5042	Motor to Gear Box Belt, standard for Jet Back	12-400329-000	102
25-024	Ball Bearing - 4:1 Shaft		133	27-8360	Poly V-belt		104
	Bearing 4 to 1 Shaft - Outer Bearing	11-432001-000	100		Ball Wheel Belt, spliced	12-400279-000	101
25-025	Bearing	11-432002-000	51		Spliced Ball Wheel		104
	Bearing outer race	11-432002-000	51	27-8360A	Spare Belt Fastener for 27-8360		104
	Bearing Worm Shaft - Outer Bearing	11-432002-000	100	27-8370	Spliced Ball Wheel Belt		104
25-026	Ball Bearing	11-433000-000	53	27-8420	Subway Lift Poly V-Belt, 89	53-520235-000	103
	Bearing Upper Clutch Lever - Old Style	11-433000-000	100	27-8508	Accelerator Belt - Blue		104
25-027	Bearing	11-435001-000	57	27-8509	Accelerator Belt - Green		104
	Bearing Deck Lowering Hook Cam	11-435001-000	100	27-8553	Ball Accelerator Flat Drive Belt, for 1-11/16" pulley	10-635113-000	103
25-028	Jogger Arm Roller Bearing	11-450001-000	79	27-8554	Ball Accelerator Flat Drive Belt, for 2-1/32" pulley	10-635118-000	103
	Roller Bearing Jogger Arm - Small End	11-450001-000	100	27-8555	Ball Accelerator Flat Drive Belt, for 2-23/32" pulley	10-635112-000	103
25-030	Roller Bearing Worm Shaft - Outer Race	11-450100-000	100	27-8560	Subway Lift Flat Belt, 88	24-200947-000	103
25-032	Bearing inner ring	11-450200-000	51	27-8565	Subway Lift Flat Belt, 91	10-635128-000	103
	Inner Ring Worm Shaft	11-450200-000	100	27-8610	Cross Conveyor Drive		104
25-033	Inner Ring Jogger Arm - Small End	11-450201-000	100	27-8615	Long Turret Drive		104
	Jogger Arm Inner Ring	11-450201-000	79		Turret Drive Gear Belt, non-beveled, cogged	12-400223-000	101
25-034	Inner Ring Deck Cable Pulleys	11-450202-000	100	27-8625	Pit Conveyor Drive Belt	12-300082-003	101
25-035	Cam Follower Moving Deck and Scissor Cam	11-450301-000	100	27-8651	Cross Conveyor		104
	Cam Follower Scotch Yoke Support Bracket	11-450301-000	100		Cross Conveyor Belt		48
25-036	Cam Follower Rake Shaft Bell Crank	11-450302-000	100	27-8651HP	Cross Conveyor		104
25-037	Cam Follower Rake Latch Assembly (Shotgun)	11-450303-000	100	27-A62	Motor to Gear Box Belt, Model A-2 (1.5" shorter)	10-635325-000	102
25-039	Cam Follower Bearing	11-460000-000	55	27-A64	Motor to Gear Box Belt, standard for Model A-2	10-635304-000	102
	Cam Follower Rake Cam	11-460000-000	100	27-A66	Motor to Gear Box Belt, Model A-2 (2.5" longer, use for 50 cycle)	10-635326-000	102
25-040	Needle Bearing Deck Lift Shaft Bracket	11-461000-000	100	27-A75	Motor to Gear Box Belt, standard for Model A	12-400034-002	102
25-041	Needle Bearing Cam Follower w/Stud & Nut	11-480001-000	100	27-A80	Cross Conveyor Drive Belt, "V"	10-635309-000	101
25-043	Needle Bearing Toggle Lever	11-483000-000	100	27-A90	Motor to Elevator, Model A-2	10-635303-000	102
25-044	Needle Bearing Toggle Lever	11-483001-000	100	27-A92	Motor to Elevator Belt, Model A-2 EL 96	10-635330-000	102
25-045	Needle Bearing Cable Pulley & Pulley Shaft	11-483002-000	100	27-A105	Motor to Elevator Belt, Model A-2	12-400034-003	102
25-047	Needle Bearing Cable Pulley	11-484000-000	100	27-A120	Jack Shaft Belt, cross drive	12-400034-004	101
25-048	Bearing Deck Lift Shaft	11-490001-000	100	27-AX90	Subway Lift V-Belt	10-635317-000	103
25-050	Bearing Cast Jogger Arm - Large End	11-491000-000	100		V-belt		104
	Jogger Arm Bearing	11-491000-000	79	27-B195	Pin Wheel Belt	12-400034-005	101
25-051	Bearing Turret Stop Lever	11-500001-000	100	27-B205	Ball Wheel Belt, endless	12-400227-000	101

QB No.	Product Description	Brunswick No.	Page	QB No.	Product Description	Brunswick No.	Page
32-1080	41-1/2" Moving Deck Control Cable	12-100280-000	68	57-3103	"Carpet Master"		78
	Deck Jam Tube Assembly Deck Cable	12-100280-000	61	57-3176	Urethane Pit Shaker Mounts Front		76
32-2067	31" Lower Scissor Cable	12-200067-000	68	57-3177	Urethane Pit Shaker Mounts Rear		76
32-2662	43-11/16" Upper Scissor Cable	12-200066-002	68	57-8608	"EASY TOUCH" Keyboard	57-860607-002	97
32-2663	45-11/16" Upper Moving Deck Cable	12-200066-003	68	57-8609	Standard Keyboard		97
32-2664	36-1/8" Lower Moving Deck Cable	12-200066-004	68	58-2120	Scissor Arm Sub-Assembly Scissor Pad (Urethane)	12-200120-004	67
38-1002	Inventory Management Software - Demo Disk		98		Scissor Pad - Standard Urethane	12-200120-004	67
38-1006	Electronic Call Sheet		98	58-2411	Transition Track Pad Only	19-204375-000	90
38-1010	"Windows" Inventory Management Program - Brunswick		98	58-2434	Blue Urethane Power Lift Track - includes 12 washer head bolts	90-520171-000	91
38-1010B	Price List Upgrade - Brunswick		98	58-3176	Urethane Pit Shaker Mounts Front		76
38-1079	Spring Compressor		61, 99	58-3177	Urethane Pit Shaker Mounts Rear		76
38-1174	Worm Wheel Gage Block		50	58-4135	Ball Wheel Kicker Strips - PVC kicker strips (tan color/12 pk) Self adhesive back - improved!		85
38-2008	Deck Jam Switch Checker		99	58-4136	Ball Wheel Kicker Strips - 20' roll of rough top PVC belting installs with contact cement		85
	Spring Compressor		61	58-4231	Turn Pan Cam - Urethane	12-402434-000	86
38-2009	Scissor Spring Installer		99	58-4350	Urethane Rod Cover - Dark Blue - Soft		85
38-2169	Drilling Template (for drilling older decks)		68	58-5153	Urethane Y Switch - Blue		87
38-3400	Pit Carpet Adhesive		78	58-5255	Y Switch Bumper (Pull-Thru)	12-502154-000	87
38-4048	Gum Rod Cover Installation Air Fitting		84	58-5472	B2000 Ball Rack Guide		96
38-4049	Deluxe Rubber Ball Lift Rod Cover Installation Tool		84	90-2120	Scissor Arm Sub-Assembly Cross Biased (Urethane)	12-200120-004	67
38-4050	Hook Selector Tool		99		Scissor Pad - Cross Biased Urethane	12-200102-004	67
38-4100	Torsion Spring Tool		68, 99	90-2802U	Urethane Chute - Pin Position #1		66
38-4810	Jack Shaft Installation Tool		99		Urethane Chutes #1		48
38-7523	Gear box Lube Oil		96	90-2803U	Urethane Chute - Pin Position #7 & #10		66
	Gear Box Lube Oil - Heavy Duty		61		Urethane Chutes #7 & #10		48
52-1000	Ball Booster Assy. - 50/60 Cycle, 110/220 VAC	12-862602-008	88	90-2820U	Urethane Chute - Pin Position #2, #3, #4, #6, #8, & #9		66
52-1028	Ball Booster Bearing Mount Flange	11-413051-000	88		Urethane Chutes #2, #3, #4, #6, #8, & #9		48
52-1030	Ball Booster Drive Shaft	12-502611-000	88	90-2837U	Urethane Chute - Pin Position #5		66
52-1033	Ball Booster Drive Hub	12-502613-000	88		Urethane Chutes #5		48
53-5227	Bearing Stud		91	90-3207	Pin Deflector Left Side		77
53-5299	Power Lift Motor	53-860322-010	91	90-3208	Pin Deflector Right Side		77
53-5299H	Power Lift Motor	53-860322-010	91	90-4240	Lower Ball Wheel Guide Rollers Complete Assembly Smooth (Hard)	12-400240-000	82
53-8604	A-2 Retarder Ball Wipers	53-520405-000	90	90-4258	Lower Ball Wheel Guide Rollers Hub & Tire Smooth (Hard)	90-400258-000	82
53-8605	Retarder Ball Wiper	53-860497-000	90	90-4260	Lower Ball Wheel Guide Rollers Hub & Tire Grooved (Hard)		82
53-8605A	Elastic Cords, package of 10		90	90-4268	Lower Ball Wheel Guide Rollers Complete Assembly - Grooved (Hard)	12-400268-000	82
53-8606	Replacement Wiper		90	90-4271	Upper Ball Wheel Guide Rollers Hub & Tire (Hard)	12-400271-000	82
	Replacement Wiper only		90	90-4272	Upper Ball Wheel Guide Rollers (Hard)		82
53-8608	Lift Rod Ball Wiper		83	90-5260	Reactive Urethane Foam Ball Lift Tire	90-520060-600	91
53-8631	"POLY V" Belt Conversion Kit		104	92-1040	Lustre Kleen Air Filter	14-400147-000	97
53-8631A	Motor Pulley		104	121-2772	Tel-E-Score Main Switch	11-615513-000	94
53-8631B	Idler Pulley		104	124-1787	Bowler's Reset Button	11-615014-000	94
53-8631C	Idler Arm		104	124-2000	"V" Belt Conversion Kit		104
53-8631D	Spring		104	124-2000A	Top Idler Pulley		104
53-8655	Power Lift Clutch (Standard Duty)	53-860555-000	90	124-2000B	Adapter		104
53-8655B	Power Lift Clutch - Inner Ring		90	124-2000C	Motor Pulley		104
53-8659	Hand Dryer Blower or Tel-E-Score Blower - 115 v	53-860359-002	96	124-2000D	Snap Ring		104
54-1050	Drink Holder		96	124-2011C	Power Lift Clutch - Replacement Clutch Element (Heavy Duty)		90
54-1064	Ashtray	54-100259-000	96	124-2018	Power Lift Pulley - Top Idler Pulley (only)	24-200775-000	90
54-8661	Hand Dryer Blower or Tel-E-Score Blower - 230 v	53-860359-003	96	124-2019	Power Lift Pulley and Brg Assembly		90
54-9800	Cover Hold-Down Kit		96	124-2020	Power Lift Drive Shaft	53-520066-000	90
55-9211	Red Lane Dowel 1/2" Dia.	52-200059-000	97	124-2034	Ball Lift Track		48
55-9212	Red Lane Dowel 11/16" Dia.	52-200060-000	97		Soft Brown Urethane Power Lift Track - includes 12 washer head bolts	53-520171-000	91
55-9215	Foul Line 1/2" x 3/4"	84-200365-000	97	124-2435	Retarder Carpet & Backing Plate Assembly	19-204350-000	90
55-9241	Flat Gutter Adapter Block L.H.	52-100021-600	97	124-2610	A-2 Vinyl Track Insert	53-520095-014	90
55-9242	Flat Gutter Adapter Block R.H.	52-100020-600	97	124-5120	Retarder Carpet Strip	19-204352-000	90
55-9243	Gutter Riser Block	84-200603-000	97	J-24	Japanese Motor Start Relay - 24 v	12-782155-000	93
55-9260	Kickback Repair Plate 4" x 16"		97	J-100	Japanese Motor Contactor - 100 v	12-782221-000	93
55-9261	Kickback Repair Plate 5" x 19-3/4"		97	J-8607	Rake Repair Kit - Japanese Machines 31 mm	12-860665-000	70
55-9262	Kickback Repair Plate Triangle L.H.		97		Pinsetter Electrical Box		93
55-9263	Kickback Repair Plate Triangle R.H.		97				
57-1236	Bellcrank (Urethane)	12-102236-000	55				
57-2014	Deck Roller - Urethane, complete assembly including hub & oilite bearing	90-200114-000	68				
57-2015	Deck Roller - Urethane, roller only, re-use your old hub & bearing	90-200115-000	68				
57-2036	Urethane "V" tire bonded to aluminum hub		91				
57-2535	Pit Cushion Facing - A-2 & Jetback cushion facing installs with ty-raps (provided)		73				
57-2536	Pit Cushion - Model A cushion facing installs with ty-raps (provided)		73				
57-2580	A-2 Cushion Rod End Cap 3/4" I.D.	12-250153-000	74				
57-2581	A-2 Cushion Rod End Cap 5/8" I.D.	12-250153-000	74				

Brunswick No.	Quality No.	Page	Brunswick No.	Quality No.	Page	Brunswick No.	Quality No.	Page
10-002001-000	4-2715	74	11-430017-000	25-014	100	12-100088-000	8-129	58
10-002006-000	4-2760	74	11-430018-000	25-008	100	12-100091-000	8-303	53
10-009001-001	4-3328	74	11-430023-000	25-006	100	12-100122-000	12-1122	58
10-229451-000	8-190	55	11-430028-000	25-006	100	12-100123-000	12-1123	58
10-229601-000	6-505	74	11-430032-000	25-062	100	12-100130-000	12-1130	59
10-229602-000	6-515	74	11-430037-000	25-016	100	12-100140-000	12-1040	58, 59
10-376009-000	8-175	70	11-430045-000	25-059	100	12-100146-000	12-1046	53
10-376010-000	8-176	57	11-431000-000	25-017	100	12-100164-000	4-8510	58
10-386092-000	7-725	74	11-431002-000	25-018	100	12-100166-022	6-135	57
10-424001-000	9-825	75	11-431003-000	25-019	100	12-100166-024	6-130	57
10-430001-000	25-001	100	11-431006-000	25-020	100	12-100166-027	6-220	57
10-635112-000	27-8555	103	11-431010-000	25-022	100	12-100166-031	6-320	68
10-635113-000	27-8553	103	11-432000-000	25-023	100	12-100168-002	8-110	53
10-635118-000	27-8554	103	11-432001-000	25-024	100	12-100168-003	8-112	53
10-635128-000	27-8565	103	11-432002-000	25-025	51	12-100174-002	12-1174	50
10-635303-000	27-A90	102	11-433000-000	25-026	53	12-100178-000	12-1178	57
10-635304-000	27-A64	102	11-435001-000	8-382	57	12-100185-002	8-108	51
10-635309-000	27-A80	101	11-436000-000	25-070	100	12-100185-003	8-104	51
10-635317-000	27-AX90	103	11-436001-000	25-071	100	12-100185-036	7-730	74
10-635325-000	27-A62	102	11-450001-000	8-382	79	12-100187-007	4-8520	58
10-635326-000	27-A66	102	11-450001-000	25-028	79	12-100187-008	4-8525	58
10-635330-000	27-A92	102	11-450100-000	25-030	100	12-100207-000	12-1027	59
10-688003-000	10-6803	55	11-450101-000	25-075	100	12-100223-000	8-265	58
10-688003-003	10-6804	92	11-450200-000	25-032	51	12-100229-000	12-1067	55
10-688009-000	10-6802	92	11-450201-000	25-033	100	12-100242-000	12-1179	57
10-690001-000	10-6901	89	11-450202-000	25-034	100	12-100257-000	8-114	53
11-001264-001	4-2130	58	11-450301-000	25-035	100	12-100280-000	32-1080	68
11-001354-001	4-2160	74	11-450302-000	25-036	100	12-100291-000	12-1091	92
11-001394-001	4-2314	74	11-450303-000	25-037	100	12-100313-000	12-1031	60
11-001664-001	4-2218	58	11-460000-000	25-039	55	12-100316-000	12-1016	60
11-005263-001	4-3138	58	11-461000-000	25-040	100	12-100318-002	6-045	53, 122
11-007180-001	4-4113	82	11-480001-000	25-041	100	12-100339-000	12-8021	58
11-007182-001	4-4112	82	11-483000-000	25-043	100	12-100344-002	8-128	58
11-007346-001	4-4163	58	11-483001-000	25-044	100	12-100370-000	12-1370	53
11-007386-000	4-4325	55	11-483002-000	25-045	100	12-100381-002	8-192	51
11-102262-001	4-5904	84	11-484000-000	25-047	100	12-100381-003	8-193	51
11-106504-001	8-119	55	11-490001-000	25-048	100	12-100387-000	12-1830	60
11-121519-001	8-251	74	11-491000-000	25-050	100	12-100391-000	8-105	51
11-121519-001	8-251	75	11-500001-000	25-051	100	12-100410-000	12-1041	54
11-121523-000	8-250	74	11-500552-000	25-157	100	12-100433-000	8-266	58
11-121523-000	8-250	75	11-530015-000	4-8115	53	12-100447-000	8-113	53
11-125208-001	4-6420	57	11-530017-001	4-8120	53	12-100447-000	12-1077	51
11-125259-001	4-6521	75	11-530027-000	4-8140	57	12-100465-000	12-4065	54
11-125265-001	4-6527	62	11-530522-000	4-8155	81	12-100481-000	12-1081	61
11-131510-001	8-171	70	11-531020-000	4-8165	81	12-100482-000	12-1082	61
11-131516-000	11-1215	51	11-532003-001	4-8158	57	12-100483-000	8-187	51
11-160005-001	8-101	51	11-536026-000	4-8156	79	12-100486-000	12-1486	63
11-170016-001	4-6224	75	11-575093-000	11-5750	63	12-100487-000	8-118	53
11-176000-001	4-6312	57	11-603114-000	12-2539	74	12-100828-002	12-1828	58
11-190010-000	4-7221	61	11-606200-000	12-4102	84	12-100829-000	12-1090	60
11-190511-000	4-7254	74	11-615014-000	124-1787	94	12-100831-000	12-1832	60
11-190511-001	4-7254	75	11-615501-000	11-6101	94	12-100832-000	12-1032	54
11-190512-001	4-7255	74	11-615502-000	11-6102	94	12-100900-092	12-1090	60
11-190520-001	4-7259	74	11-615513-000	121-2772	94	12-102043-000	8-316	54
11-195015-001	4-7115	58	11-625000-000	8-103	51	12-102123-000	8-321	58
11-195020-001	4-7119	58	11-625501-000	8-106	51	12-102176-000	12-1076	56
11-230000-001	11-2300	54, 57	11-625530-000	12-8022	58	12-102180-000	8-115	53
11-230001-001	11-2301	61	11-625538-000	8-100	55	12-102236-000	57-1236	55
11-230002-001	11-2302	68	11-672506-000	11-6706	95	12-102363-000	8-322	55
11-230005-001	11-2305	74	11-672600-000	11-6707	95	12-102754-000	12-1054	57
11-300001-001	11-3001	62	11-675501-000	21-308	94	12-102791-000	8-335	57
11-345161-000	4-8215	62	11-675503-000	21-1252	94	12-102792-000	8-336	57
11-360465-000	4-8445	99	11-675513-002	21-90	94	12-102794-000	12-1829	58
11-360568-000	4-8286	57	11-675514-002	21-1876	94	12-102816-000	12-1020	57
11-413001-000	25-067	88	11-675517-002	21-94	94	12-150004-000	8-134	62
11-413051-000	52-1028	88	11-675521-002	21-1692	94	12-150011-000	12-1510	64
11-420008-000	9-140	53	11-675581-002	21-1156	94	12-150013-000	12-1013	64
11-420046-000	9-035	65	11-675582-000	21-624	94	12-150040-000	12-1540	63
11-420094-000	9-325	74	11-685001-000	8-225	94	12-150056-002	8-140	64
11-421026-000	9-570	65	11-685009-000	8-230	94	12-150056-003	8-141	64
11-421041-000	9-735	84	11-685013-000	8-234	94	12-150057-003	12-1557	86
11-421065-000	9-670	64	11-685017-000	8-238	94	12-150069-000	12-1569	63
11-423000-000	9-925	68	11-697103-000	11-6903	95	12-150086-000	12-1586	65
11-430002-000	25-003	100	12-100030-005	7-210	55, 56	12-150096-000	8-326	65
11-430003-000	25-004	100	12-100045-000	12-1045	58	12-150108-000	12-1508	65
11-430004-000	25-005	100	12-100047-000	8-301	55, 56	12-150109-000	12-1525	65
11-430008-000	25-007	100	12-100066-000	8-107	51	12-150138-000	12-1538	63
11-430011-000	25-009	100	12-100068-000	12-1068	58, 59	12-150142-002	12-1502E	64
11-430013-000	25-011	100	12-100069-000	8-182	57	12-150142-003	8-194	63
11-430015-000	25-012	100	12-100072-000	12-1180	57	12-150154-000	9-780	62
11-430016-000	25-013	100	12-100078-000	8-186	61	12-150158-006	6-160	63

Brunswick No.	Quality No.	Page	Brunswick No.	Quality No.	Page	Brunswick No.	Quality No.	Page
12-150176-000	12-1576	64	12-252069-000	12-2569	74	12-400051-000	12-4051	85
12-150200-000	12-1502	64	12-252173-000	12-2573	74	12-400051-000	12-4086	83
12-150216-000	12-1516	62	12-252234-000	12-2532	55	12-400053-000	12-4053	84
12-150217-000	7-955	62	12-252268-000	12-2528	73	12-400055-000	12-4005	81
12-150219-000	12-1519	62	12-252269-000	12-2529	73	12-400055-003	12-4003	81
12-150220-000	12-1520	62	12-252308-000	12-2535	74	12-400071-000	12-4004	81
12-150222-000	8-136	62	12-252309-000	12-2577	72	12-400081-000	12-4081	95
12-150226-000	8-328	63	12-252310-000	12-2510	73	12-400100-000	12-4010	80
12-150227-000	12-1527	86	12-252310-000	12-2535	73	12-400122-000	12-4022	85
12-150234-000	12-1534	63	12-252338-000	12-2538	70	12-400123-000	12-4123	85
12-150236-000	8-145	64	12-252338-003	12-2533	70	12-400126-000	12-4026	81
12-150239-000	8-132	62	12-252342-000	8-170	70	12-400193-000	12-4093	85
12-150247-000	8-142	63	12-252344-000	12-2542	75	12-400194-000	12-4094	83
12-150252-000	8-138	64	12-252346-000	12-2546	74	12-400199-000	9-765	84
12-150254-000	8-131	63	12-252349-000	7-610	74	12-400209-000	26-4009	83, 100
12-150258-000	12-1558	62	12-252350-000	7-840	74	12-400219-000	26-4019	83
12-150267-000	7-905	65	12-252351-000	12-2551	74	12-400221-000	26-4021	83, 100
12-150279-000	12-1579	63	12-252351-000	12-2551	75	12-400223-000	27-8615	101
12-150287-000	12-1535	63	12-252352-000	12-2552	75	12-400227-000	27-B205	101
12-150289-000	12-1589	64	12-252354-002	12-2554	72	12-400240-000	12-4230	82
12-150294-000	12-1594	65	12-252355-091	12-2555	72	12-400240-000	90-4240	82
12-150295-000	12-1595	65	12-252356-000	12-2556	72	12-400241-000	12-3150	78
12-150296-000	12-1596	65	12-252359-000	12-2559	74	12-400251-000	12-4201	80
12-150297-000	12-1597	65	12-252360-000	4-7301	74	12-400254-000	12-4054	83
12-150306-000	12-1506	62	12-252364-002	12-2564	72	12-400256-000	12-4256	82
12-200016-000	12-2016	67	12-252364-003	12-2563	74	12-400257-000	12-4257	82
12-200016-091	12-2020	67	12-252365-000	12-2559	75	12-400262-000	12-4262	81
12-200017-092	12-2017	67	12-252365-000	12-2565	74	12-400263-000	12-4263	81
12-200018-000	12-2018	67	12-252372-000	12-2572	70	12-400265-000	12-4265	81
12-200019-092	12-2019	67	12-252373-000	12-2576	70	12-400266-000	12-4266	81
12-200022-000	12-2022	67	12-252374-000	12-2523	70	12-400268-000	12-4238	82
12-200026-000	8-150	67	12-252377-000	12-8609	88	12-400268-000	90-4268	82
12-200027-000	8-151	67	12-252382-000	12-2540	70	12-400269-000	12-4269	82
12-200028-000	8-154	67	12-300071-000	12-3071	78	12-400271-000	12-4271	82
12-200029-000	8-153	67	12-300073-000	12-3073	78	12-400271-000	90-4271	82
12-200031-004	8-155	67	12-300075-000	26-3075	83, 100	12-400272-000	12-4272	82
12-200032-000	8-156	67	12-300082-003	27-8625	101	12-400279-000	27-8360	101
12-200035-000	12-2035	69	12-300088-000	12-3088	79	12-400289-000	7-980	84
12-200036-000	12-2036	69	12-300093-005	4-5801	77	12-400297-000	26-4097	83, 100
12-200039-000	8-157	67	12-300103-000	12-3103	77, 78	12-400300-000	12-4030	85
12-200059-002	8-152	67	12-300141-000	12-3141	79	12-400329-000	27-4L790	102
12-200066-002	32-2662	68	12-300146-002	12-3462	77	12-400803-000	12-4803	85
12-200066-003	32-2663	68	12-300146-004	12-3464	77	12-400810-000	12-4810	83
12-200066-004	32-2664	68	12-300149-000	12-3149	78	12-400819-000	25-061	100
12-200067-000	32-2067	68	12-300160-000	12-3060	100	12-400848-000	12-4848	84
12-200069-000	12-2069	68	12-300160-003	12-3061	100	12-402042-000	12-4107	84
12-200104-000	9-960	67	12-300162-000	12-3162	77	12-402043-000	12-4108	84
12-200105-000	9-950	67	12-300163-000	12-3167	79	12-402051-000	12-4087	83
12-200114-000	12-2014	68	12-300168-000	12-3068	76	12-402051-000	12-4251	85
12-200115-000	12-2015	68	12-300169-000	12-3069	76	12-402081-000	12-4281	95
12-200120-004	12-2120	67	12-300170-000	12-3070	76	12-402121-000	12-4021	85
12-200120-004	58-2120	67	12-300172-000	12-3072	76	12-402126-000	12-4226	81
12-200120-004	90-2120	67	12-300178-000	12-3078	76	12-402429-000	12-4103	84
12-200125-000	12-2125	68	12-300180-000	12-3180	77	12-402432-000	12-4109	84
12-200126-000	12-2126	69	12-300189-000	8-161	76	12-402434-000	58-4231	86
12-200129-000	12-2129	69	12-300192-000	12-3192	76	12-450032-000	12-4532	86
12-200892-000	12-2092	69	12-300193-000	12-3193	76	12-450032-000	12-4532	86
12-200893-000	12-2093	69	12-300205-002	12-3212	77	12-450034-000	26-4534	83, 100
12-250011-002	7-620	74	12-300207-000	12-3207	77	12-450051-000	8-369	86
12-250011-003	7-430	74	12-300208-000	12-3208	77	12-450064-000	12-4564	86
12-250011-021	7-435	70	12-350122-002	12-3512	69	12-450075-000	12-4075	86
12-250022-002	12-2522	72	12-350122-003	12-3513	69	12-450079-000	8-371	86
12-250075-000	9-815	70	12-350122-004	12-3514	69	12-450087-000	12-4587	86
12-250076-002	4-7302	74	12-350802-000	12-3582	69	12-450088-000	12-4588	86
12-250091-000	12-2590	71	12-350803-000	12-3503	69	12-502100-000	12-5210	87
12-250092-000	12-2590	71	12-350804-000	12-3504	69	12-502105-000	12-5005	88
12-250153-000	57-2580	74	12-400027-000	12-4027	83	12-502114-000	8-373	89
12-250153-000	57-2581	74	12-400030-000	12-100104	58	12-502115-000	12-5015	88
12-250189-000	12-2589	74	12-400034-002	27-A75	102	12-502131-000	12-5131	87
12-250197-000	8-174	70	12-400034-003	27-A105	102	12-502134-000	12-5134	87
12-250234-000	12-2530	55	12-400034-004	27-A120	101	12-502154-000	12-5054	87
12-250244-000	8-184	55	12-400034-005	27-B195	101	12-502154-000	58-5255	87
12-250248-000	9-820	74	12-400035-003	12-4353	83	12-502155-000	12-5055	87
12-250273-000	12-2073	72	12-400035-004	12-4354	83	12-502167-000	8-376	89
12-250275-000	12-2075	72	12-400035-006	12-4356	83	12-502303-000	12-5303	89
12-250278-002	12-2578	72	12-400035-008	12-4358	83	12-502349-000	12-5251	89
12-250286-000	12-2536	73	12-400035-009	12-4359	83	12-502353-000	12-5502	89
12-250289-000	12-2521	72	12-400040-000	12-4040	83	12-502410-000	12-5410	95
12-252016-000	8-330	86	12-400042-000	12-4002	83	12-502611-000	52-1030	88
12-252024-004	12-2524	70	12-400048-005	12-4048	84	12-502613-000	52-1033	88
12-252060-000	12-2560	74	12-400048-091	12-4049	84	12-750054-000	12-7504	94

Brunswick No.	Quality No.	Page	Brunswick No.	Quality No.	Page	Brunswick No.	Quality No.	Page
12-750079-000	12-7581	92, 93	53-860322-010	53-5299	91			
12-750180-000	12-7580	94	53-860322-010	53-5299H	91			
12-750362-000	8-248	95	53-860359-002	53-8659	96			
12-750410-000	12-8716	96	53-860359-003	54-8661	96			
12-750994-000	12-7594	95	53-860497-000	53-8605	90			
12-752056-000	12-7256	48, 95	53-860555-000	53-8655	90			
12-780180-000	8-245	94	54-100259-000	54-1064	96			
12-780225-000	8-246	94	57-860607-002	57-8608	97			
12-782155-000	J-24	93	84-200365-000	55-9215	97			
12-782221-000	J-100	93	84-200603-000	55-9243	97			
12-802059-003	10-7042	88	90-150303-000	12-1503	64			
12-802059-004	10-7040	88	90-200114-000	57-2014	68			
12-860171-000	12-8171	50	90-200115-000	57-2015	68			
12-860603-000	12-8603	51	90-252037-000	12-2537	71			
12-860607-000	12-8607	70	90-400258-000	90-4258	82			
12-860613-000	12-8613	50, 51	90-400261-000	12-4261	81			
12-860620-002	12-3260	77	90-400264-000	12-4264	81			
12-860620-003	12-3261	77	90-400840-000	12-4036	80			
12-860620-004	12-8692	77	90-520060-600	90-5260	91			
12-860620-005	12-8691	77	90-520171-000	58-2434	91			
12-860624-000	12-8624	76	90-675000-000	11-6750	76			
12-860626-000	12-8626	50, 51						
12-860627-000	12-7554	93						
12-860628-000	12-8627	58						
12-860628-002	12-8627	56						
12-860630-000	12-8630	52						
12-860659-000	12-8659	76						
12-860665-000	J-8607	70						
12-860672-000	12-8637	54						
12-860716-000	12-8629	52						
12-860717-000	12-8631	52						
12-860717-000	12-8634	52						
12-860770-000	11-1463	95						
12-860804-000	12-8618	62						
12-860805-000	12-8605	62						
12-862077-000	12-7266	95						
12-862111-000	10-6705	93						
12-862117-000	12-2860	67						
12-862163-000	12-4267	81						
12-862164-000	12-7254	92						
12-862167-000	12-2584	73						
12-862171-000	25-052	100						
12-862180-000	12-4033	85						
12-862186-000	12-2585	71						
12-862578-000	12-2531	73, 74						
12-862581-000	12-3521	69						
12-862602-008	52-1000	88						
12-862827-000	12-7527	93						
12-862828-000	12-7528	95						
12-862829-000	12-7527	93						
12-862830-000	12-8830	88						
12-862839-000	12-2541	74						
12-862859-000	12-8020	56						
12-862864-002	12-8605	62						
12-862864-003	12-8643	53						
12-862864-005	12-8645	53						
12-862867-000	12-1067	55						
12-862890-000	12-8600	92, 93						
14-400147-000	92-1040	97						
15-609424-000	21-10C7DC	94						
15-609567-000	21-210	94						
17-213927-000	21-150Q	94						
17-860324-000	11-6706	95						
19-204350-000	124-2435	90						
19-204352-000	124-5120	90						
19-204370-000	19-2437	90						
19-204375-000	58-2411	90						
24-200775-000	124-2018	90						
24-200947-000	27-8560	103						
44-437000-000	25-072	100						
52-100020-600	55-9242	97						
52-100021-600	55-9241	97						
52-200059-000	55-9211	97						
52-200060-000	55-9212	97						
53-100247-000	8-247	53, 95						
53-100247-000	8-247	89						
53-520066-000	124-2020	90						
53-520095-014	124-2610	90						
53-520171-000	124-2034	91						
53-520235-000	27-8420	103						
53-520405-000	53-8604	90						
