



Servie Parts Catalog

A-2
Pinsetter

March 2011 / 12-902908-000

Brunswick 
CUSTOMER SERVICE
A tradition in excellence.

A-2 Pinsetter Service Parts Catalog

© March 2011 by the Brunswick Bowling and Billiards Corporation. All rights reserved.

Reorder Part Number 12-902908-000

Confidential proprietary information. All information contained in this document is subject to change without notice. Do not reproduce or disclose without the written consent of the Brunswick Indoor Recreation Group.

Brunswick Bowling and Billiards
525 West Laketon Avenue
P.O. Box 329
Muskegon, MI 49443-0329
U.S.A.

231.725.3300

Contents

Section A GEAR BOX

Gear Box Assembly	2A
Clutch Release Lever Assembly	4A
Clutch Release Lever Assembly	6A
Gear Box Assembly	8A
Gear Box Drive Disc Clutch Face	10A
Worm Shaft	12A
Worm Shaft	14A
Worm Shaft	16A
Gear Box Assembly	18A
Deck Lift Hook Assembly	20A
Gear Box Housing Assembly	22A
Deck Lift Crank Assembly	24A
For A-2 w/Scotch Yoke Only	26A
Gear Box Assembly	28A
Gear Box Assembly	30A
Deck and Turret Jam Protection Kit	32A
Deck and Turret Jam Protection Kit	34A
Gear Box 4:1 Assembly	36A
Gear Box Cover Assembly	38A
Gear Box/Detector Assembly	40A

Section B DETECTOR

Detector Assembly	2B
Detector Rod Assembly	4B
Detector "B" Shaft Assembly (for machines prior to 90,000)	6B
Detector Main Shaft Assembly	8B
Detector Assembly (for machines prior to 90,000)	10B
Detector "B" Shaft Assembly (for machines prior to 90,000)	12B
Detector Assembly	14B
Detector Main Shaft Assembly	16B
Mounting Plate Assembly	18B
Detector Assembly	20B

Section C TURRET

Turret Clutch and Pulley Assembly(Old Style).....	2C
Turret Index Pulley Assembly	4C
Turret Assembly	6C
Turret Assembly	8C
Turret Assembly (New Style)	10C
Turret Indexing Cam Assembly	12C
Turret Assembly	14C
Turret Clutch and Pulley Assembly (Old Style).....	16C
Turret Clutch and Pulley Assembly (New Style)	18C
Turret Ring and Index Assembly	20C
Turret Ring and Bearing Assembly	22C
Turret Pin Guide	24C

Section D DECK

Deck Shield	2E
Deck Assembly	4E
Moving Deck	6E
Scissor Deck	8E
Deck Assembly	10E
Deck Posts	12E
Stationary Deck	14E

Section E PIT CUSHION

Pit Cushion Support (Model A-2).....2E
Pit Cushion Support (Model A)4E
Pit Cushion/Pit Curtain6E
Pit Cushion Assembly.....8E

Section F PIT CONVEYOR

Pit Conveyor Drive.....2F
Pit Conveyor Drive.....4F
Pit Conveyor Assembly.....6F
Pit Conveyor Boards.....8F
Pit Conveyor Frame.....10F

Section G RAKE

Rake Assembly.....2G
Rake Assembly.....4G
Rake Assembly.....6G
Rake Drive.....8G
Rake - Left Hand Frame.....10G
Rake Crank Rod.....12G
Rake Board.....14G
Rake Lift Arm Assembly.....16G

Section H ELEVATOR

Elevator - Ball Lift2H
Elevator Frame4H
Elevator Pin Wheel6H
Elevator Frame8H
Elevator Guide Rollers.....10H
Elevator12H
Elevator Rear.....14H
Elevator Assembly16H
Elevator Drive18H
Elevator Drive20H

Section J CROSS CONVEYOR

Cross Conveyor Motor.....2J
Cross Conveyor Drive4J
Cross Conveyor.....6J

Section K FRAME

Frame - Right Hand.....2K
Frame - Left Hand4K
Frame - Left Hand6K
Frame Counter8K
Frame - Left Hand10K
Frame - Right Hand.....12K
Frame14K
Frame16K

Section L BALL RETURN

Ball Accelerator.....2L
Ball Accelerator.....4L
Ball Booster6L
Center Ball Return Y-Switch8L
Center Ball Return10L

Section M ELECTRICAL

Electrical Assembly.....2M
Electrical Control Box (A-2).....4M
Electrical Control Box6M

Section N BELTS

Pinsetter Belts 2N
Motor to Gear Box/Elevator Pinsetter Belts..... 4N
Ball Return/Ball Lift Belts 6N

Section P GAURDS

Pinsetter Guards.....2P
Pinsetter Guards.....4P
Pinsetter Guards.....6P

Select Only Genuine Brunswick Replacement Parts for Brunswick Equipment

You purchased the best when you bought Brunswick equipment. Insist on the best in replacement parts. Buy Genuine Brunswick Replacement Parts to keep your equipment in top-notch working condition.

Here's why you should insist on Brunswick Replacement Parts for your Brunswick equipment:

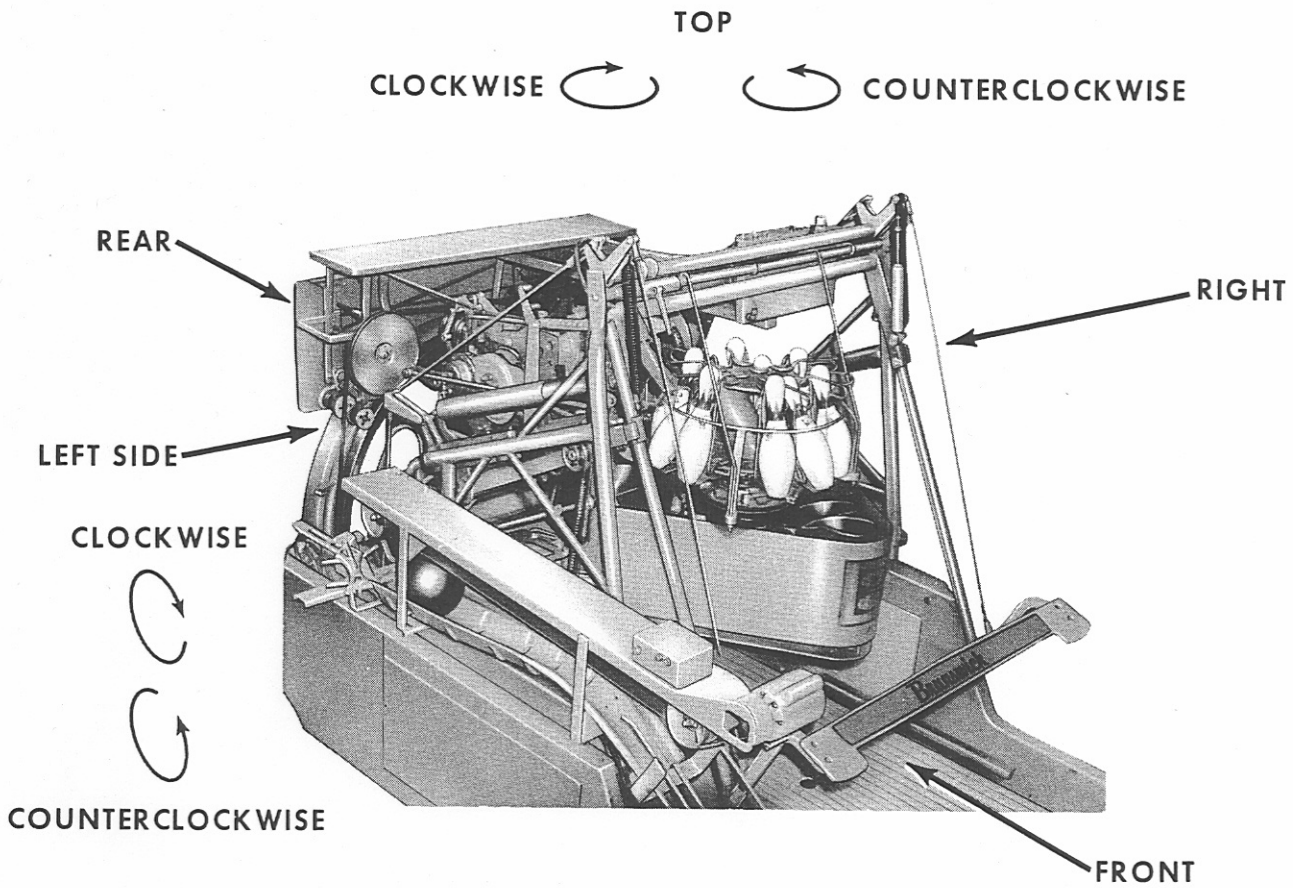
- Only Brunswick replacement parts are guaranteed to be the same, top quality, heavy-duty parts that go into the world's finest equipment by Brunswick.
- Rigid quality control assures maximum protection against part defect or failure.
- Full-time testing of all equipment and continual updating of parts provides the latest improvements.
- Each improved part is designed to be interchangeable with the part it is replacing.
- Efficient cost methods of production and design, reduce the cost of parts.

To place an order contact your certified Brunswick parts distributor or Brunswick at 1-800-YES-BOWL or 231-725-3300. Authorized Brunswick part distributors listings can be found on-line at www.brunswickbowling.com

For catalog comments or questions please e-mail: aftermarketcatalogs@brunbowl.com

Machine Orientation

The following graphic illustrates the proper machine orientation used in part descriptions throughout this catalog.



WARRANTY

- Warranty coverage starts with date of purchase.
- The warranty coverage period is 90 days on materials.
- Repair or replacement parts is at the option of Brunswick.
- Call your authorized Brunswick Parts Distributor for parts warranty transaction process.

Section A

GEAR BOX

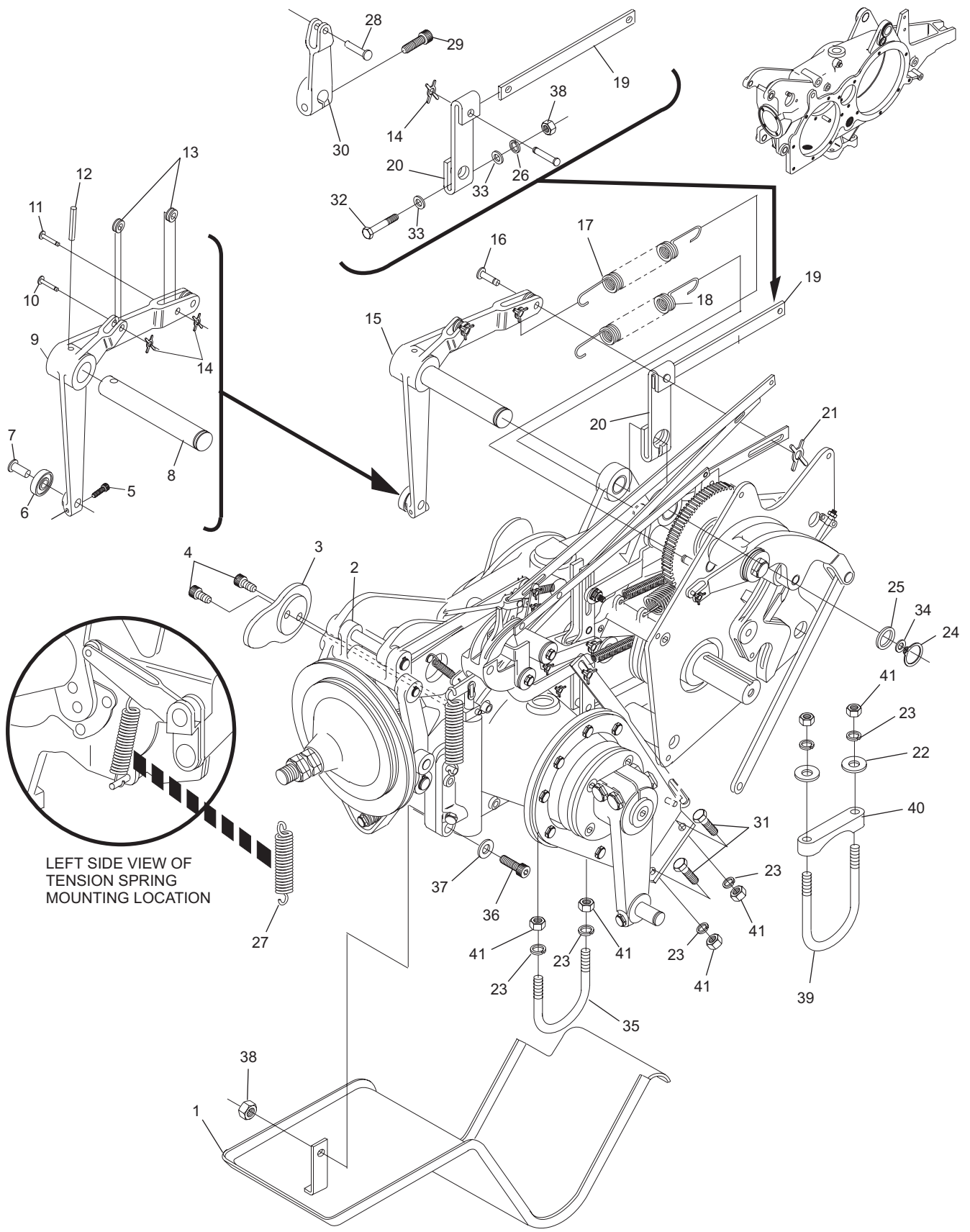
Index

No.	Part No.	Description
1.	12-100316-000	Gear Box Oil Pan
2.	12-100486-000	Clutch Lever Assembly (See Page 9A for break-down)
3.	12-100418-000	Clutch Cam (for all A machines prior to Serial #21125)
	12-102418-000	Clutch Cam (for all A2 machines new or converted)
4.	11-005263-001	Hex Head Socket Cap Screw (5/16-18 x 7/8") - for A machines prior to Serial #21125
	11-007264-001	Flat Head Socket Cap Screw (5/16-18 x 1") - for A machines Serial #21125 & up
5.	11-005092-001	Hex Head Socket Cap Screw (10-24 x 3/4")
6.	11-435001-000	Ball Bearing
7.	12-100069-000	Stud
8.	12-100072-000	Shaft
9.	12-100178-000	Deck Hook Cam Lever
10.	12-100166-024	X-Washer Pin
11.	12-100166-022	X-Washer Pin
12.	11-360568-000	Spirol Pin (1/4 x 1-1/2")
13.	10-376010-000	Spring Roller
14.	11-230000-001	X-Washer (3/32)
15.	12-100242-000	Deck Hook Cam Lever Assembly
16.	12-100166-027	Pin (.2495 x .820)
17.	12-100107-000	Spring
18.	12-100159-000	Tension Spring
19.	12-100064-000	Bar
20.	12-100392-000	Lever
21.	11-230001-001	X-Washer (1/8)
22.	11-190514-001	Flat Washer
23.	11-195016-001	Lockwasher (3/8)
24.	11-530027-000	External Retaining Ring
25.	12-100170-004	Washer
26.	11-195015-001	Lockwasher (5/16)
27.	12-100158-000	Tension Spring
28.	12-100166-006	X-Washer Pin (7/8 x .187)
29.	11-005268-000	Cap Screw Hex Socket (5/16-18 x 1-1/2")
30.	N.A.	Hook Latch Lever
31.	11-001346-001	Hex Head Cap Screw (3/8-16 x 1-1/4")
32.	11-001270-001	Hex Head Cap Screw (5/16-18 x 1-3/4")
33.	11-190012-001	Flat Washer - SAE (5/16)
34.	12-102155-000	Shim (.010) - Brown
35.	12-100023-002	U-Bolt
36.	11-005266-001	Hex Head Socket Cap Screw (5/16-18 x 1-1/4")
37.	12-100344-002	Gasket
38.	11-125102-001	Hex Nut (5/16-18)
39.	12-100023-003	U-Bolt
40.	12-100096-000	Block
41.	11-125104-001	Hex Nut (3/8-16)

N.A. = No Longer Available

R.O. = Replacement Option

Gear Box Assembly



Gear Box Assembly

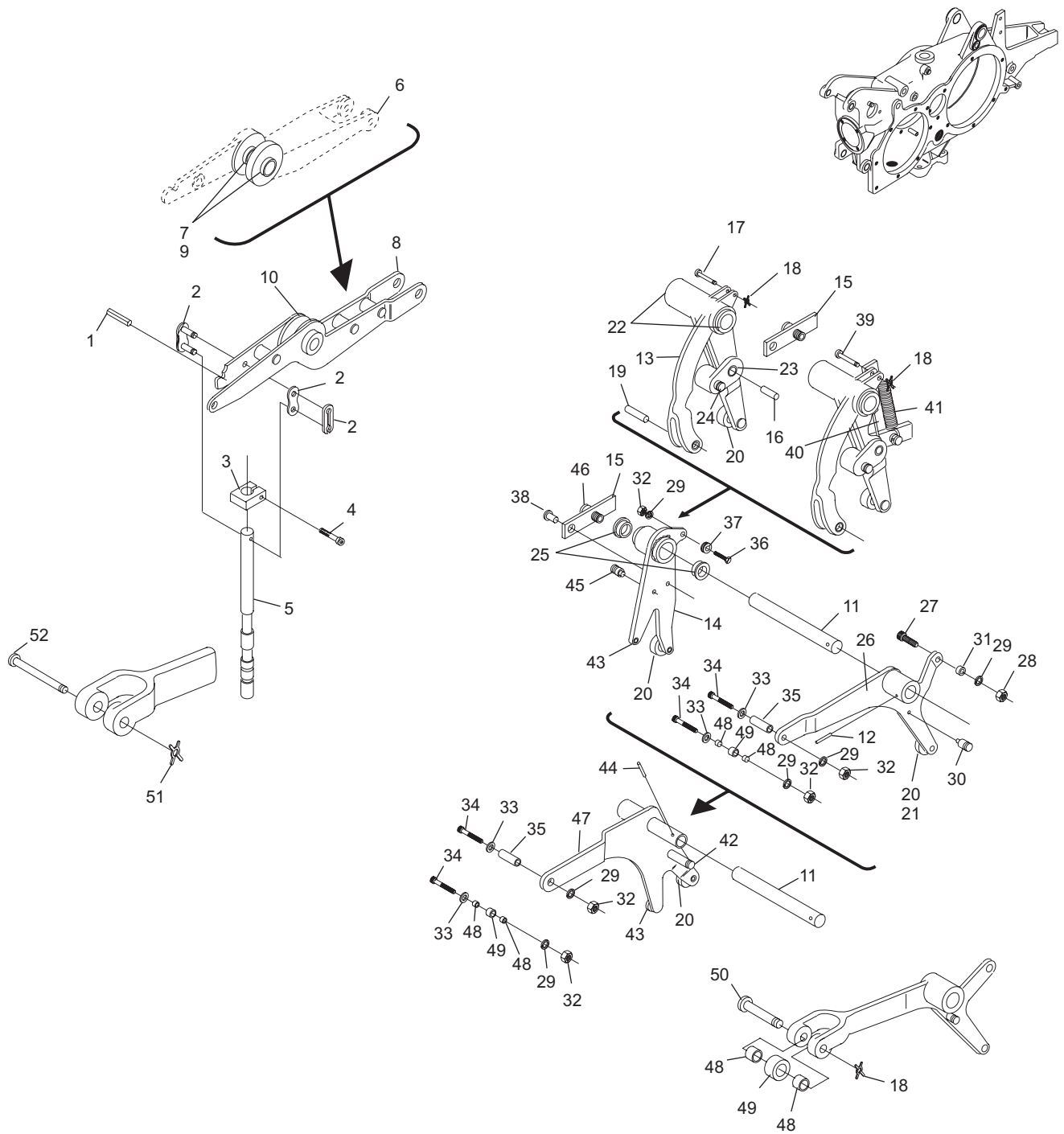
Index

No.	Part No.	Description
1.	11-345302-001	Roll Pin (3/16 x 3/8")
2.	11-600001-000	Connecting Link (1/2") (#40)
3.	12-100050-000	Stop Collar
4.	11-005120-001	Hex Head Socket Cap Screw (10-32 x 5/8")
5.	12-100093-000	Plunger
6.	*N.A.	Lever Assembly-See Note
7.	11-421056-000	N.A. Bearing (.502 I.D. X .627 O.D.)
8.	12-100465-000	Lever Assembly
9.	12-100334-000	Sleeve Oilite Bearing
10.	12-100469-000	Flanged Bearing
11.	12-100106-000	Clutch Reset Lever Shaft
12.	11-360464-000	Spirol Pin (3/16 x 1")
13.	N.A.	Clutch Reset Lever Assembly
14.	12-100490-000	N.A. Clutch Lever Reset Assembly
15.	12-100033-000	Reset Latch Assembly
16.	N.A.	Roll Pin
17.	12-100166-004	X-Washer Pin
18.	11-230001-001	X-Washer (1/8)
19.	11-360554-000	Spirol Pin (1/4 x 3/8")
20.	11-436001-000	Ball Bearing
21.	12-100170-019	Washer
22.	11-421024-000	Bearing (.504 I.D. X .689 O.D.)
23.	11-420003-000	Bearing (.260 I.D. X .377 O.D.)
24.	N.A.	Spring Pin
25.	11-421093-000	Flanged Oilite Bearing
26.	12-100176-002	Clutch Reset Lever Assembly
27.	11-437000-000	Ball Bearing
28.	11-125005-001	Hex Nut (#10-32)
29.	11-195010-001	Lockwasher (#10)
30.	12-100115-003	Spirol Pin
31.	12-100170-021	Spacer
32.	11-125004-001	Hex Nut (#10-24)
33.	11-190010-001	Flat Washer (1/4)
34.	11-106504-001	Stripper Hex Head Socket Cap Screw (10-24 x 1")
35.	12-100030-005	Roller
36.	11-001062-001	Hex Head Cap Screw (10-24 x 3/4")
37.	12-150130-005	Spring Wheel
38.	12-100493-003	Rivet Pin
39.	12-100166-005	X-Washer Pin
40.	12-102033-000	Link
41.	12-100049-000	Spring
42.	N.A.	Spring Post
43.	12-100493-002	Rivet Pin
44.	11-360460-000	Spiral Pin (3/16 x 3/4")
45.	12-100494-000	Spring Post
46.	12-100032-000	Rivet Pin
47.	12-102176-000	Clutch Reset Lever Assembly (for Model A-2)
48.	12-100030-007	Roller
49.	11-481028-000	Roller Bearing (1/4 I.D. X 7/16 O.D.)
50.	10-229007-000	X-Washer Pin (1/4 x 1-5/8")
51.	11-230000-001	X-Washer (3/32)
52.	12-100166-019	X-Washer Pin

N.A. = No Longer Available

* When replacing Lever Assembly on machines S/N prior to 1593, order 12-100465-000 Lever Assembly plus 2 each 12-100338-004 Spacers.

Clutch Release Lever Assembly



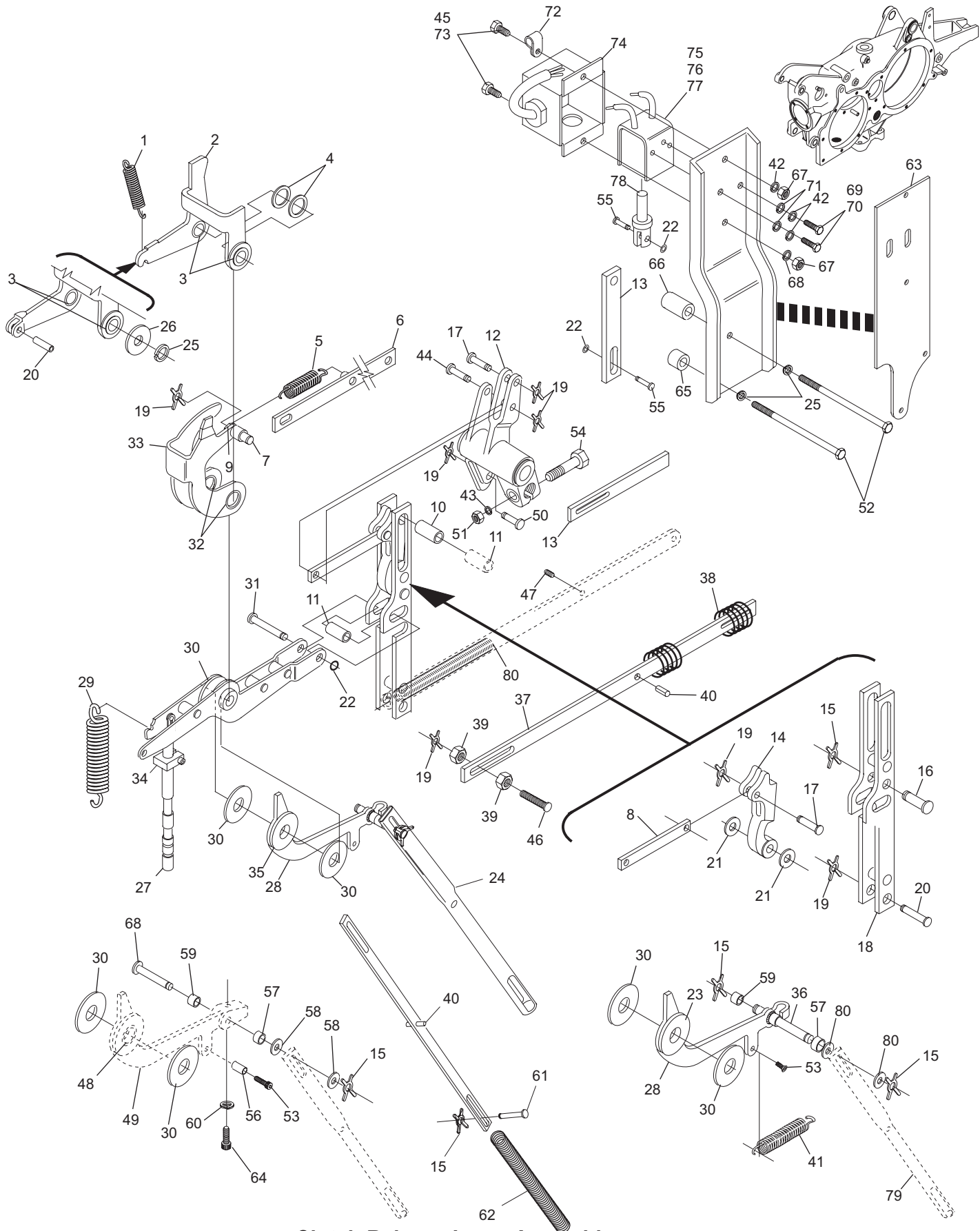
Clutch Release Lever Assembly

Index			Index		
No.	Part No.	Description	No.	Part No.	Description
1.	12-100296-000	Tension Spring	42.	11-195010-001	Lockwasher (#10)
2.	12-100495-000	Clutch Actuator Lever	43.	11-195015-001	Lockwasher (5/16)
3.	11-421092-000	Flanged Bronze Bearing	44.	12-150158-012	X-Washer Pin
4.	12-100338-002	Spacer		12-100166-019	X-Washer Pin
	12-100338-003	Spacer	45.	11-001024-001	Hex Head Cap Screw (8-32 x 9/16")
5.	12-100105-000	Tension Spring (Pkg. Of 2)	46.	12-100166-025	X-Washer Pin
6.	12-100337-000	Out-of-Range Link Assem- bly	47.	11-345304-000	Roll Pin (3/16 x 1/2")
7.	12-100430-000	Pin	48.	12-100304-000	Bearing
8.	12-100026-000	Link	49.	N.A.	Clutch Release Lever
9.	11-170106-001	Hex Nut Flexlock (1/4-20)	50.	12-100166-004	X-Washer Pin
10.	12-100030-005	Roller	51.	11-125009-001	Hex Nut (5/16-18)
11.	12-100030-002	Roller	52.	12-100441-000	Special Hex Head Bolt
12.	12-100236-000	Starter Bellcrank Assembly	53.	11-007085-001	Flat Allen Head Cap Screw
	12-102236-000	Starter Bellcrank Assembly	54.	11-001265-001	Hex Head Cap Screw (5/16-18 x 1-1/8")
13.	12-100363-000	Link	55.	10-229451-000	O-Ring Pin
	12-102363-000	Link	56.	11-345404-000	Roll Pin (1/4 x 1/2")
14.	12-100746-000	Clutch Latch	57.	12-100030-004	Roller
	12-100747-000	Clutch Latch	58.	11-190010-001	Flat Washer (1/4)
15.	11-230001-001	X-Washer (1/8)	59.	12-100030-003	Roller
16.	12-100166-013	Pin	60.	11-196008-001	Hi-Collar Lockwasher (#10)
17.	11-345312-000	Roll Pin (3/16 x 1")	61.	12-100166-007	X-Washer Pin
	12-100166-005	X-Washer Pin	62.	12-100167-000	Spring
18.	12-100025-000	Clutch Actuator Link	63.	12-100809-000	Mounting Plate
19.	11-230000-001	X-Washer (3/32)		12-102830-000	Mounting Plate
20.	11-345302-001	Roll Pin (3/16 x 3/8")	64.	11-005120-001	Hex Head Socket Cap Screw (10-32 x 5/8")
21.	11-190509-001	Flat Washer		10-386068-000	Spacer (1/4 x 3/8")
22.	11-625538-000	O-Ring	65.	10-386069-000	Spacer (1/2 x 1-1/16")
23.	11-421096-000	Bearing (.502 I.D. X 1.128)	66.	11-125003-001	Hex Nut (#8-32)
24.	12-862867-000	Clutch Release Link	67.	12-100166-017	X-Washer Pin
25.	11-195014-001	Lockwasher (1/4)	68.	11-010094-001	Hex Head Slotted Machine Screw (10-32 x 3/8")
26.	12-100170-012	Washer	69.	11-010097-001	Hex Head Slotted Machine Screw (10-32 x 9/16")
27.	12-100093-000	Plunger	70.	11-190006-001	Flat Washer - SAE (#10)
28.	12-100708-000	Clutch Release Lever Assembly	71.	11-604105-000	Cable Clamp (3/8 X .359)
29.	12-100043-000	Tension Spring	72.	11-010062-001	Hex Head Slotted Cap Screw (8-32 x 5/8")
	12-102043-000	Spring	73.		Cover
30.	12-100298-000	Spacer	74.	12-102020-000	Solenoid, Guardian Type, 208-230V, 60HZ
31.	10-229453-000	O-Ring Pin	75.	10-688003-000	Solenoid, Deltro Type, 208-230V 60HZ
32.	11-420059-000	Bearing (.5025 I.D. X .629 O.D.)	76.	10-688006-000	Solenoid (115V)
33.	12-100437-000	Out-of-Range Lever Assem- bly	77.	10-688009-000	Solenoid Plunger, Gaurdian Type
34.	12-100050-000	Stop Collar	78.	10-688003-003	Solenoid Plunger, Deltro Type
35.	11-421011-000	Bearing (.502 I.D. X .627 O.D.)		10-688006-003	Solenoid Plunger, Deltro Type
36.	12-100703-000	Pin	79.	N.A.	Link, tubular, order 12-862867-000
37.	12-100903-000	Pin Detector Link	80.	*N.A.	Spring e
38.	12-100905-000	Spring			
39.	11-125200-001	Hex Jam Nut (1/4-20)			
40.	11-345310-001	Roll Pin (3/16 x 7/8")			
41.	12-100047-000	Tension Spring			

N.A. = No Longer Available

* Please order the following: (1) 12-100903-000,
(1) 12-100905-000, (1) 11-345310-001 and (1) 11-
125200-001

Clutch Release Lever Assembly



Clutch Release Lever Assembly

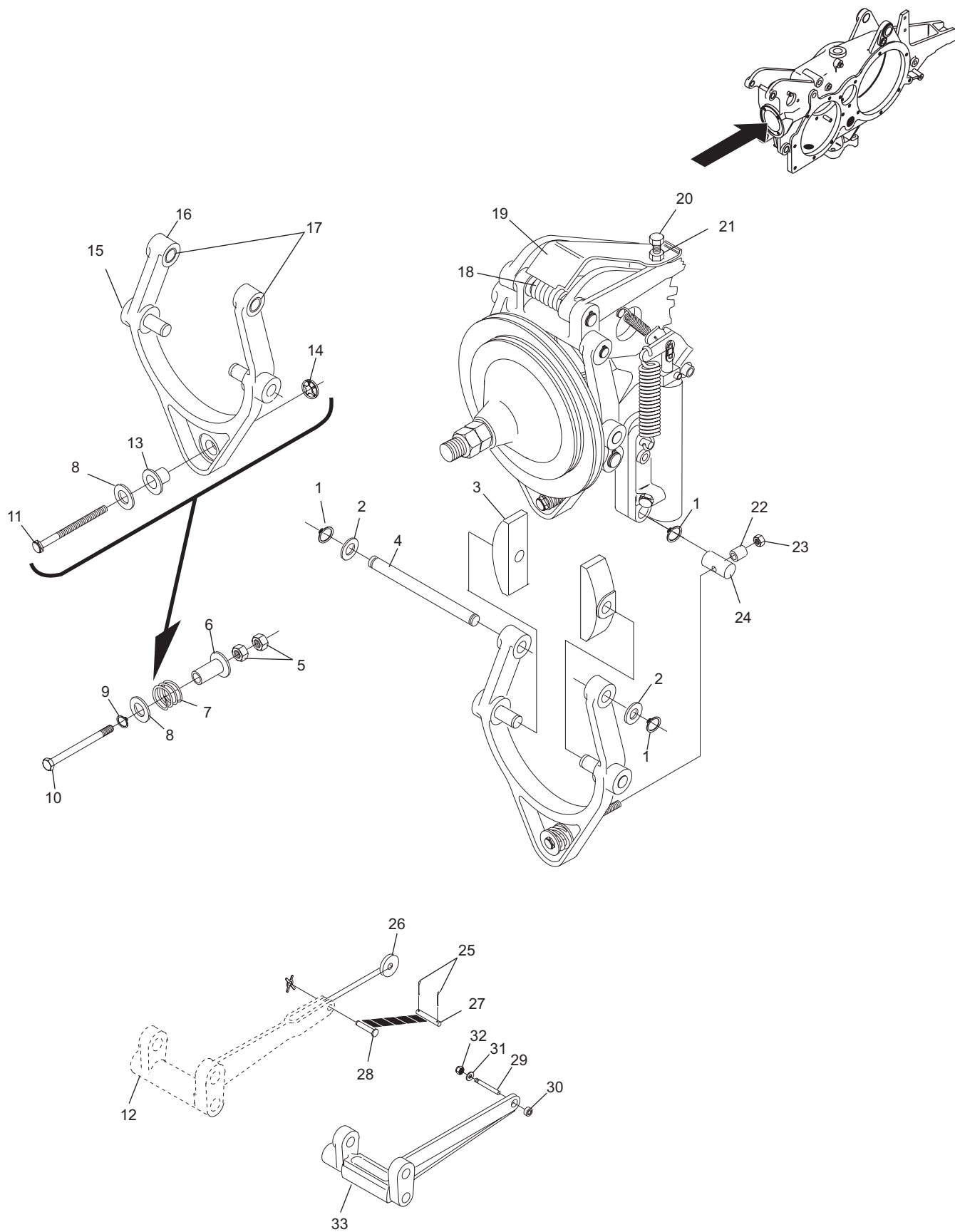
Index

No.	Part No.	Description
1.	11-530015-000	External Retaining Ring
2.	11-190016-001	Flat Washer (7/16)
3.	12-100146-000	Clutch Shoe
4.	12-100168-003	Pin
5.	11-125201-001	Hex Jam Nut (1/4-28)
6.	12-100092-000	Spring Guide
7.	12-100091-000	Compression Spring
8.	12-100170-012	Washer
	11-190018-001	Flat Washer (1/2)
9.	11-530017-001	External Retaining Ring
10.	12-100257-000	Hex Head Socket Cap Screw (2 1/2" slotted)
11.	12-102180-000	Special Hex Head Socket Cap Screw (1/4-28 x 4)
12.	N.A.	Clutch Lever Assembly
13.	12-102179-000	Bushing
14.	11-532022-000	Grip Ring
15.	12-100447-000	Groove Pin
16.	12-100370-000	Yoke & Bearing Assembly
17.	11-420008-000	Sleeve Oilite Bearing
18.	12-102178-000	Spring
19.	12-862138-000	Clutch Lever Support Kit
20.	11-010139-001	Hex Head Slotted Machine Screw (1/4-20 x 1-1/4")
21.	11-125007-001	Hex Nut (1/4-20)
22.	12-100185-014	Spacer
23.	11-125101-001	Hex Nut (1/4-28)
24.	12-100053-000	Pin
25.	11-335053-001	N.A. Cotter Pin (1/16 x 1/2")
26.	11-433000-000	Ball Bearing
27.	12-100061-002	Pin
28.	12-100318-002	X-Washer Pin
29.	12-100487-000	Pin
30.	11-435501-000	Ball Bearing
31.	11-190004-001	Flat Washer (#8)
32.	11-170004-000	N.A. Locknut
	11-170004-001	R.O. Locknut (8-32)
33.	12-100486-000	Clutch Lever Assembly

N.A. = No Longer Available

R.O. = Replacement Option

Gear Box Assembly



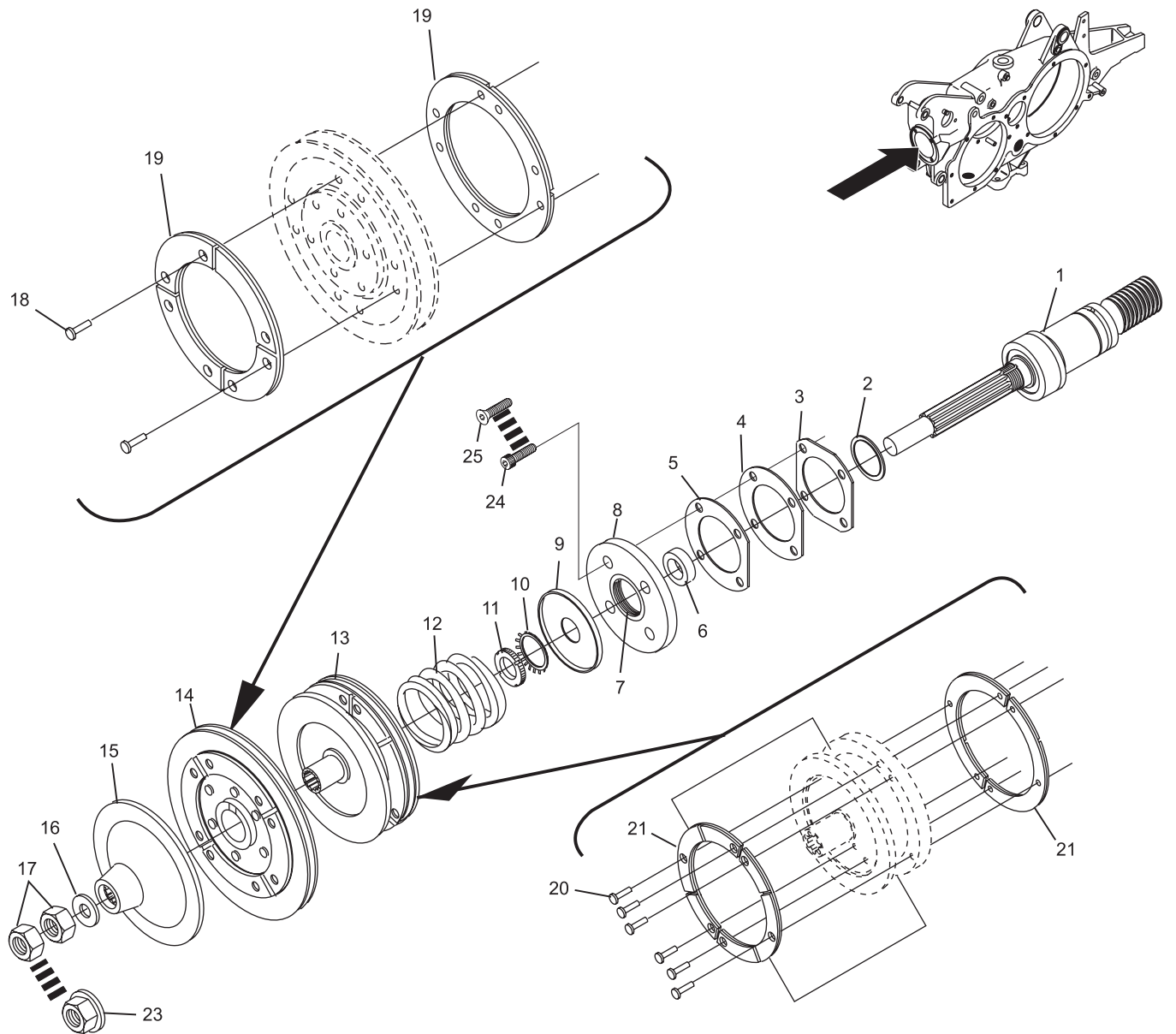
Gear Box Assembly

Index

No.	Part No.	Description
1.	12-860171-000	60:1 Worm Shaft
	12-860722-000	27:1 Worm Shaft (1 Pkg.)
2.	11-625501-000	O-Ring
3.	12-100391-000	Gear Box Housing Gasket
4.	12-100381-002	Shim (.005")
5.	12-100381-003	Shim (0.010")
6.	12-100185-003	Spacer
7.	11-625000-000	Oil Seal
8.	12-100477-000	Bearing Retainer
9.	12-100058-000	Spring Disc
10.	11-231005-001	AFBMA Standard Lockwasher
11.	11-160005-001	AFBMA Standard Locknut
12.	12-100090-000	Compression Spring
13.	12-860613-000	Clutch Drive Disc
14.	12-860717-000	Clutch Pulley Assembly
	12-860716-000	Clutch Bearing Assembly
	12-860630-000	Clutch Pulley Assembly
15.	12-860626-000	Clutch Drive Disc
	11-350456-001	Drive Pin (1/4 x 7/8")
16.	10-191562-000	Washer (25/32)
17.	11-125115-001	Hex Nut (3/4-16)
18.	11-301003-001	Rivet
19.	12-862864-603	Advanced Performance Duty Clutch Face Kit
	12-862864-003	Clutch Face Kit
20.	11-301002-001	Rivet (3/16-1/2")
	11-301001-001	Rivet (3/16-3/8")
21.	12-862864-605	Advanced Performance Clutch Face Disc
	12-862864-005	Clutch Face Kit
	12-862864-004	Clutch Face Kit
22.	*12-860603-000	Worm Shaft Oil Leak Repair Kit
23.	11-131516-000	Flange Nut (3/4-16)
24.	11-005263-001	Hex Head Socket Cap Screw (5/16-18 x 7/8")
25.	11-007264-001	Flat Head Socket Cap Screw (5/16-18 x 1")

* Not Illustrated

Gear Box Drive Disc Clutch Face



Gear Box Drive Disc Clutch Face

Index

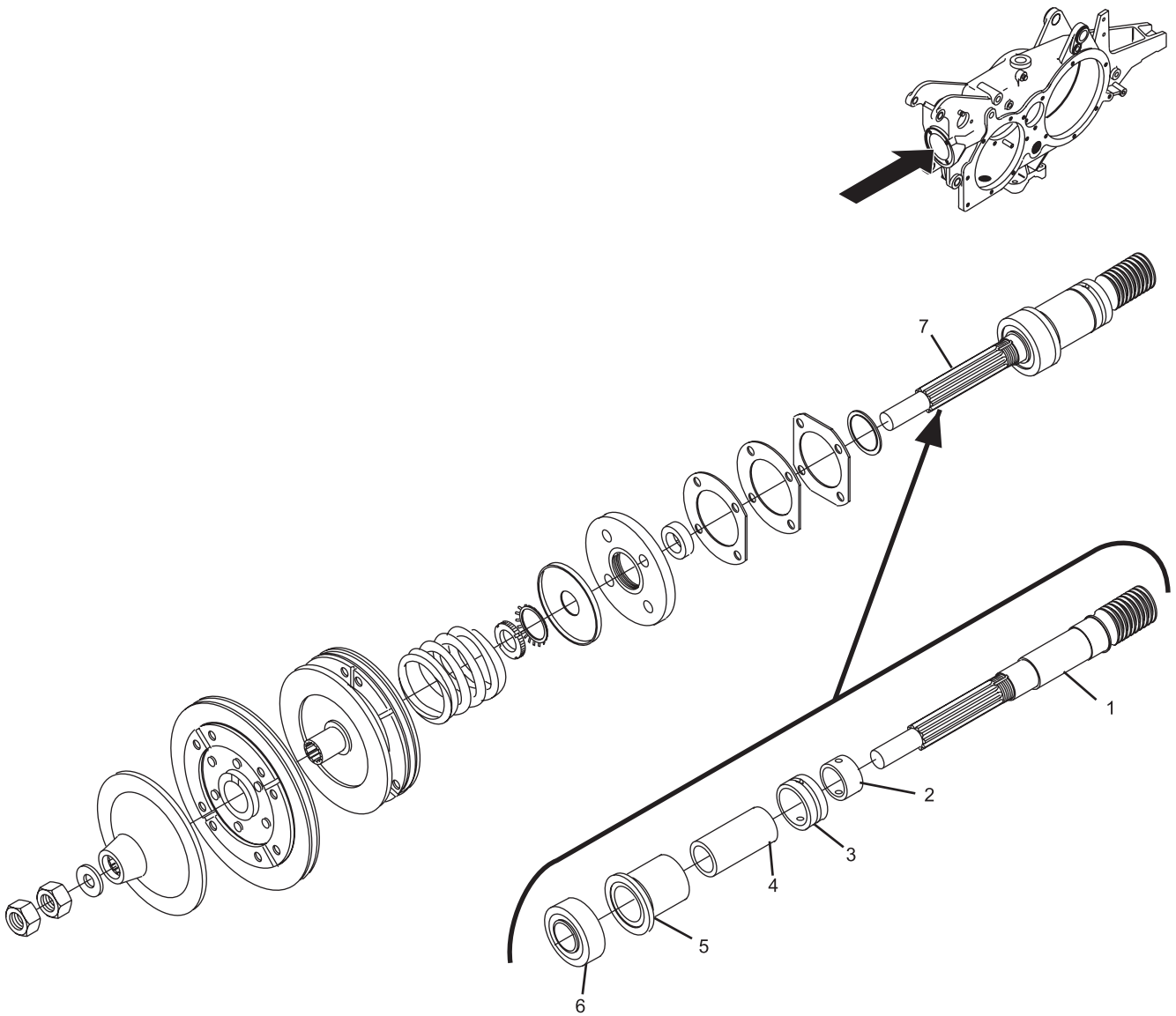
No.	Part No.	Description
1.	12-860171-000	60:1 Worm Shaft
	12-860722-000	27:1 Worm Shaft (1 Pkg.)
2.	11-450200-000	Ball Bearing
3.	11-450100-000	Ball Ring & Roller Bearing
4.	12-100185-002	Spacer
5.	12-100066-000	Spacer
6.	11-432002-000	Ball Bearing
7.	12-860172-000	60:1 Worm Shaft Assembly
8.	*12-862861-000	Gear Box Input Rebuilt Kit (See Note)

NOTE: Gear Box Input Rebuilt Kit includes:

12-100146-000	Clutch Shoe (2)
12-100168-002	Pin (1)
12-100168-003	Pin (1)
12-860626-000	Clutch Drive Disc (1)
12-860613-000	Clutch Drive Disc (1)
12-100257-000	Hex Head Socket Cap Screw (1)
11-530015-000	External Retaining Ring (2)
11-190016-001	Flat Washer (7/16") (2)
12-860717-000	Clutch Pulley Assembly (1)
12-860172-000	0:1 Worm Shaft Assembly (1)
11-125201-001	Nut, Hex Jam (2)

* Not Illustrated

Worm Shaft



Worm Shaft

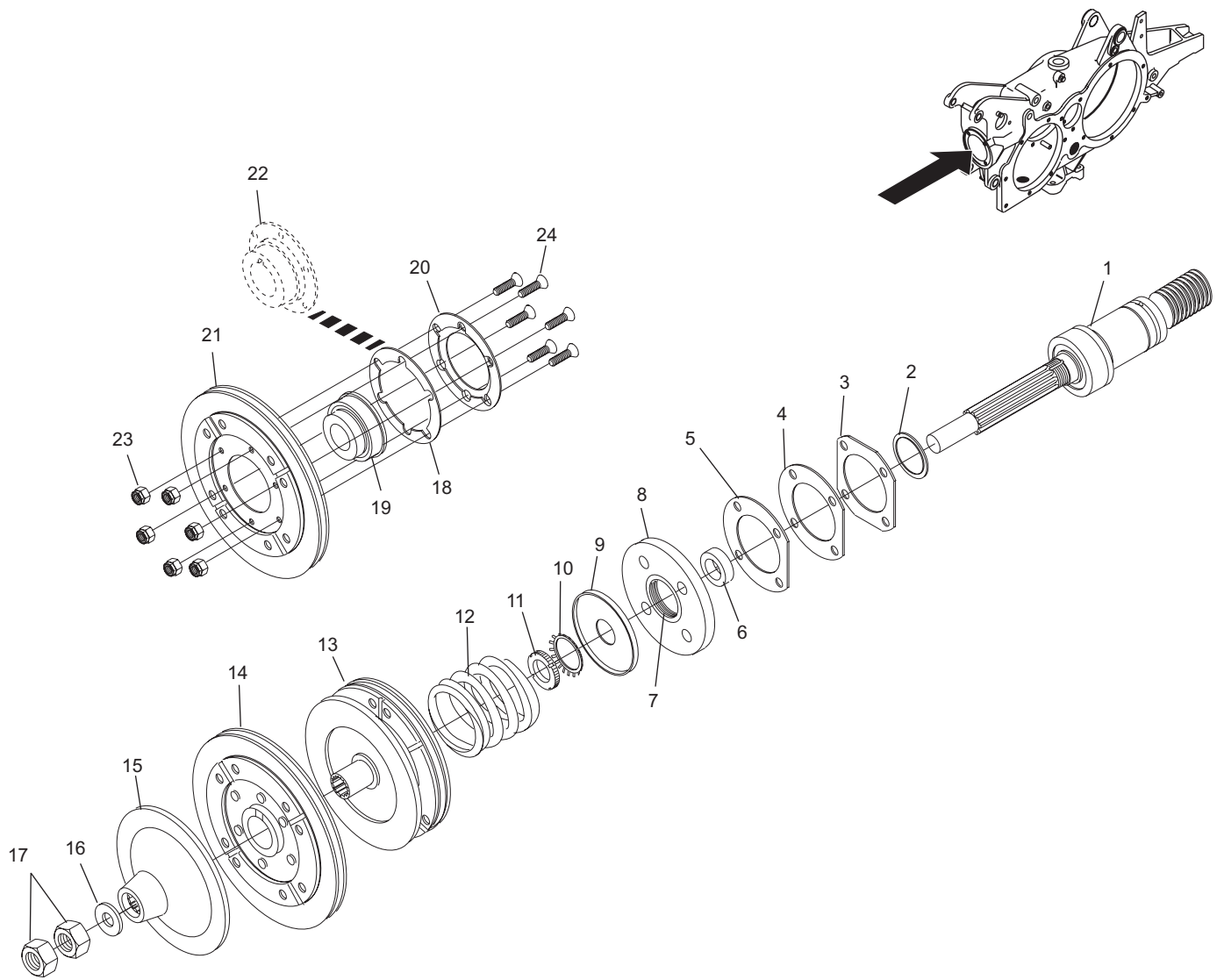
Index

No.	Part No.	Description
1.	12-860171-000	60:1 Worm Shaft Assembly shown in 12-860172-000
	12-860722-000	27:1 Worm Shaft (1 Pkg.)
2.	11-625501-000	O-Ring
3.	12-100391-000	Gear Box Housing Gasket
4.	12-100381-002	Shim (.005")
5.	12-100381-003	Shim (0.010")
6.	12-100185-003	Spacer
7.	11-625000-000	Oil Seal
8.	12-100477-000	Bearing Retainer
9.	12-100058-000	Spring Disc
10.	11-231005-001	AFBMA Standard Lockwasher
11.	11-160005-001	AFBMA Standard Locknut
12.	12-100090-000	Compression Spring
13.	12-860613-000	Clutch Drive Disc
14.	12-860717-000	Clutch Pulley Assembly
	12-860716-000	Clutch Bearing Assembly
15.	12-860626-000	Clutch Drive Disc
	11-350456-001	Drive Pin (1/4 x 7/8")
16.	10-191562-000	Washer (25/32)
17.	11-121519-001	Hex Nut
	11-131516-000	Flange Nut (3/4-16)
18.	12-100890-000	Spacer
19.	12-100892-000	Clutch Bearing Assembly
20.	12-100891-000	Bearing Retainer
21.	12-860630-000	Clutch Pulley Assembly
22.	*N.A.	Clutch Bearing Assembly
23.	11-170104-001	Flexlock Hex Nut (#10-24)
24.	11-007090-001	Flat Head Socket Cap Screw (10-24 x 5/8")

N.A. = No Longer Available

- * The Clutch Bearing Assembly includes:
- | | |
|---------------|-------------------------------|
| 12-100892-000 | Clutch Bearing Assembly |
| 12-100423-000 | Clutch Bearing Sleeve |
| 12-100890-000 | Spacer |
| 12-100891-000 | Retainer |
| 11-008302-001 | Nylock |
| 12-100909-000 | Bearing Housing |
| 12-100910-000 | Wave Spring |
| 12-860630-000 | Clutch Pulley and Facing Only |

Worm Shaft



Worm Shaft

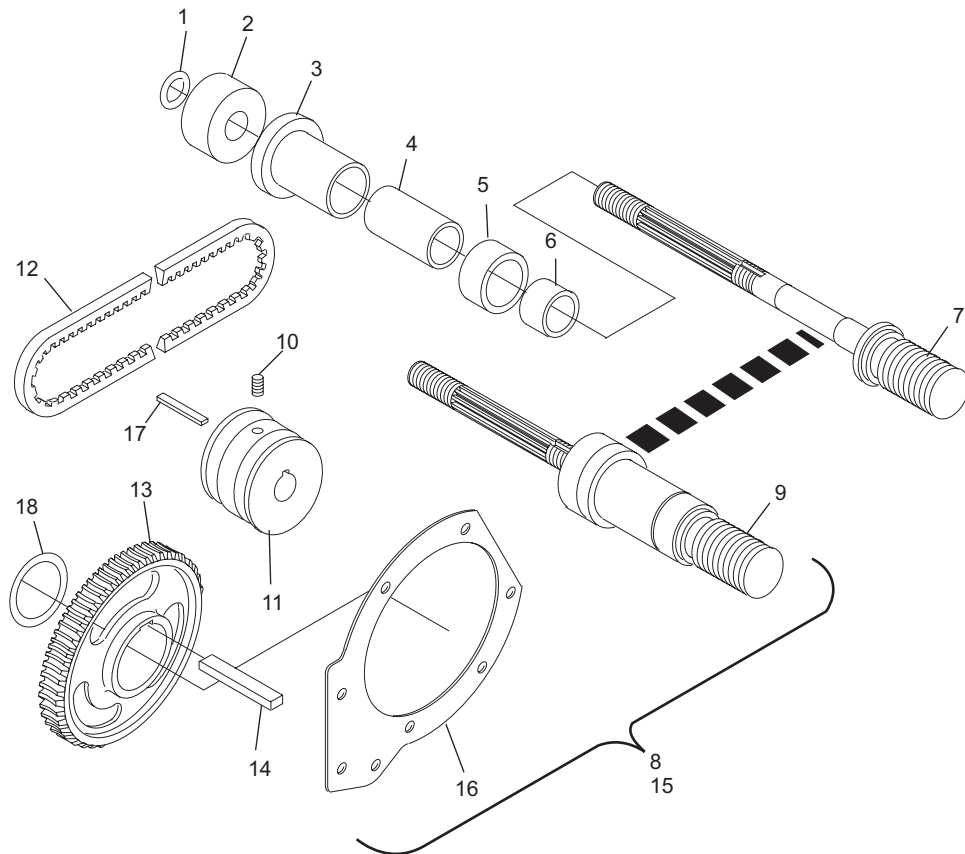
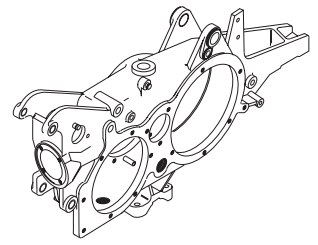
Index

No.	Part No.	Description
1.	11-625501-000	O-Ring
2.	11-432002-000	Ball Bearing
3.	12-100066-000	Spacer
4.	12-100185-002	Spacer
5.	11-450100-000	Ball Ring & Roller Bearing
6.	11-450200-000	Ball Bearing
7.	12-860719-000	27:1 Worm Shaft
8.	N.A.	27:1 Worm & Worm Gear Conversion Kit
9.	12-860722-000	27:1 Worm Shaft (1 Pkg.)
10.	11-101164-001	Set Screw (1/4-20 x 1/2")
11.	12-403081-000	Motor Pulley Assembly
12.	10-635320-000	V-Belt (Motor to Gear Box)
	10-635321-000	V-Belt (Motor to Gear Box)
13.	12-100902-002	Worm Gear (27:1)
14.	12-100187-002	Square Key
15.	N.A.	27:1 Worm & Worm Gear Conversion Kit (A & Jet Back)
16.	12-100341-000	Rake Crank Housing Gasket
	12-102166-002	Shim (.005), blue
	12-102166-003	Shim (.010), brown
	12-102166-004	Shim (.020), yellow
17.	12-100187-011	Square Key
18.	12-100317-000	O-Ring

N.A. = No Longer Available

NOTE: The 27:1 Component parts are NOT interchangeable with original 60:1 worm gear assemblies. Check Gear Box for 27:1 identification tag. Motor Belt & Pulley must be changed with conversion.

Worm Shaft



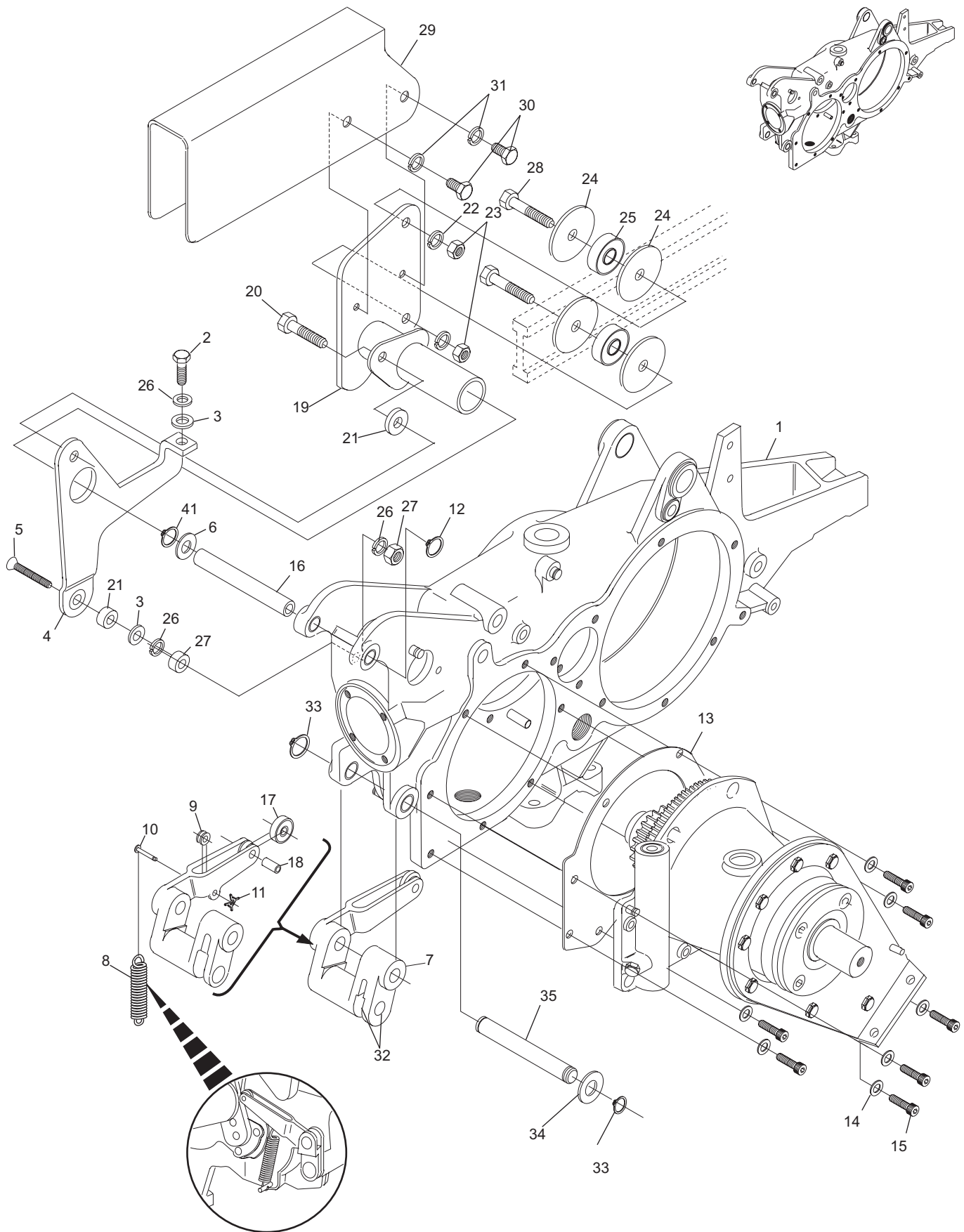
Worm Shaft

Index

No.	Part No.	Description
1.	N.A.	Gear Box Core Only (see page 22A for break-down)
2.	11-001342-001	Hex Head Cap Screw (3/8-16 x 3/4")
3.	11-190014-001	Flat Washer (3/8)
4.	12-102212-000	Plate
5.	11-007348-001	N.A. Flat Head Socket Cap Screw (3/8-16 x 1-1/2")
6.	11-190018-001	Flat Washer (1/2)
7.	12-100250-000	Clutch Cam Lever Assembly
8.	12-100158-000	Tension Spring
9.	10-376010-000	Spring Roller
10.	12-100166-022	X-Washer Pin
11.	11-230000-001	X-Washer (3/32)
12.	11-530017-001	External Retaining Ring
13.	12-100341-000	Rake Crank Housing Gasket
14.	N.A.	Copper Gasket
15.	11-005266-001	Hex Head Socket Cap Screw (5/16-18 x 1-1/4")
16.	12-100168-002	Pin
17.	11-435001-000	Ball Bearing
18.	12-100074-000	Bearing Shaft
19.	12-102819-000	Bearing Support Assembly
20.	11-001347-001	Hex Head Cap Screw (3/8-16 x 1-3/8")
21.	10-386095-000	Spacer (13/32 x 3/8")
22.	11-195017-001	Lockwasher (7/16)
23.	11-125107-001	Hex Nut (7/16-20)
24.	12-102789-000	Spacer
25.	11-450304-000	Cam Bearing (.4377 I.D. X 1.500 O.D.)
26.	11-195016-001	Lockwasher (3/8)
27.	11-125104-001	Hex Nut (3/8-16)
28.	11-005474-001	Hex Head Socket Cap Screw (7/16-20 x 2-1/2")
29.	12-102821-000	Guard
30.	11-010132-001	Hex Head Slotted Machine Screw (1/4-20 x 1/2")
31.	11-195014-001	Lockwasher (1/4)
32.	11-420019-000	Sleeve Oilite Bearing (.627 I.D. X .753 O.D.)
33.	11-530021-001	External Retaining Ring
34.	12-100170-007	Washer
35.	12-100168-004	Pin

N.A. = No Longer Available

Gear Box Assembly



Gear Box Assembly

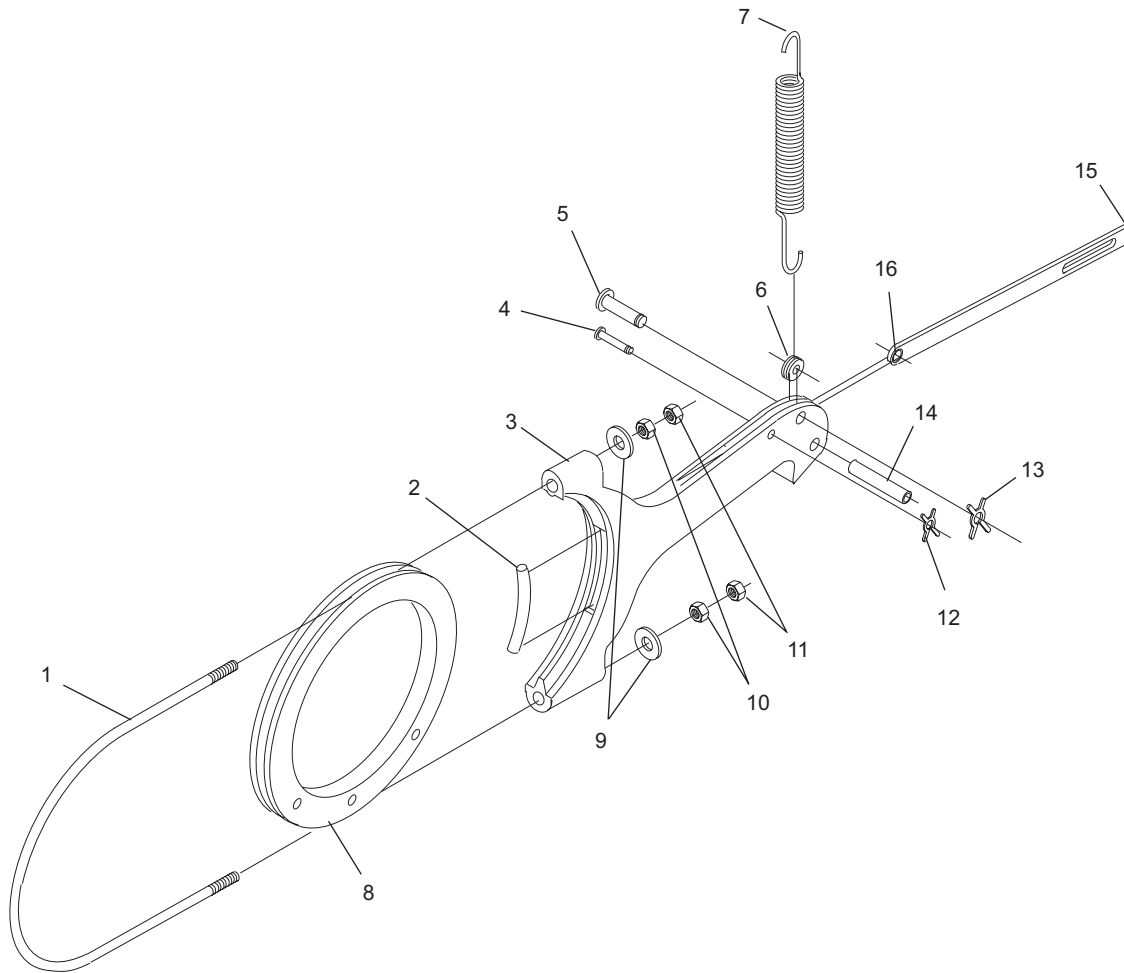
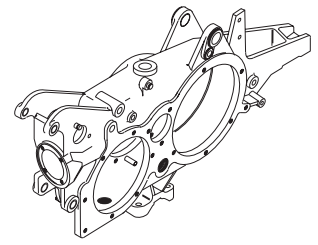
Index

No.	Part No.	Description
1.	12-100282-000	Deck Hook U-Bolt
2.	12-100480-000	Key
3.	12-100832-000	Deck Lift Hook
4.	12-100166-022	X-Washer Pin
5.	12-100166-027	Pin (.2495 x .820)
6.	10-376010-000	Spring Roller
7.	12-100107-000	Spring
8.	12-100283-000	Eccentric
9.	11-190012-001	Flat Washer - SAE (5/16)
10.	11-125103-001	Hex Nut (5/16-24)
11.	11-125203-001	Hex Nut (5/16-24)
12.	11-230000-001	X-Washer (3/32)
13.	11-230001-001	X-Washer (1/8)
14.	11-360619-000	Spirol Pin (5/16 x 1-5/8")
15.	12-100357-000	Connecting Link
16.	N.A.	Bearing,
	12-100357-000 R.O.	Connecting Link

N.A. = No Longer Available

R.O. = Replacement Option

Deck Lift Hook Assembly



Deck Lift Hook Assembly

Index

No.	Part No.		Description
1.	12-100048-000		Bracket
2.	11-001182-001		Hex Head Cap Screw (1/4-20 x 3/4")
3.	11-195014-001		Lockwasher (1/4)
4.	11-590102-000		Oil Gauge-Plug Type
5.	12-100459-000		Sight Gauge
6.	12-100901-000		Oil Hole Cover
7.	12-100359-000		Magnetic Plug
8.	11-030505-000		Magnetic Plug (3/4-14 x .815)
9.	11-345463-000		Roll Pin - (.312 X 1-1/8") (See Note 1)
10.	11-345412-000		Roll Pin (1/4 x 1")
11.	12-100308-000		Locating Pin
12.	N.A.		Gear Box Housing Assembly (See Note 1)
	12-102184-000	N.A.	Gear Box Housing Assembly (See Note 2)
	12-862185-000	R.O.	Deck Lift Crank
13.	12-200049-004		Stud (See Note 1)
	12-102750-000		Stud (See Note 2)
14.	12-200049-003		Stud
15.	11-421108-000		Bearing (.815 I.D. X 1.002 O.D.)
16.	11-421015-000		Flanged Oilite Bearing
17.	11-420015-000		Sleeve Oilite Bearing
18.	11-420011-000		Sleeve Oilite Bearing
19.	12-100139-003		Plain Bearing
20.	11-420020-000		Bearing (.627 I.D. X .753 O.D.)
21.	11-353207-000		Drive Pin (5/16 x 1")
22.	12-100169-006		Pin
	11-353205-000		Drive Pin (5/16 x 3/4")
23.	N.A.		Spring Post (for machines S/N prior to 90135)
	10-353001-000	N.A.	Pin)
24.	N.A.		Spring Post (for machines S/N prior to 90135)
	11-353208-001		Drive Pin) (5/16 x 1-1/4")

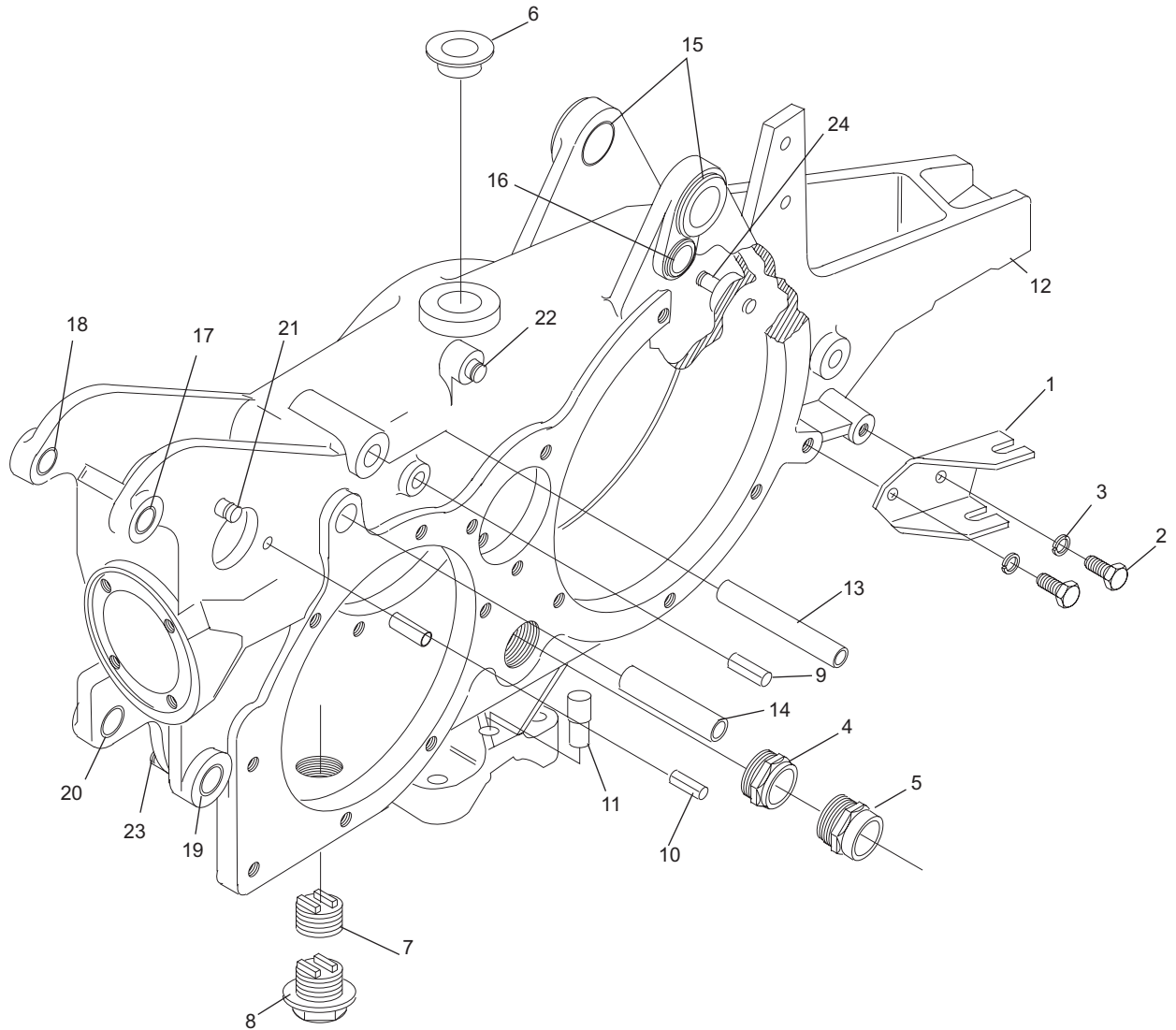
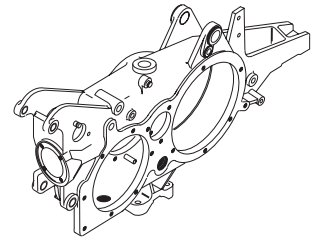
N.A. = No Longer Available

R.O. = Replacement Option

NOTE 1: For machines S/N prior to 90135. Order Sleeve Oilite Bearing 11-420015-000, for machines S/N 90135 and up.

NOTE 2: For machines S/N 90135 and up. Order Pin 12-100169-006, for machines S/N prior to 90135.

Gear Box Housing Assembly



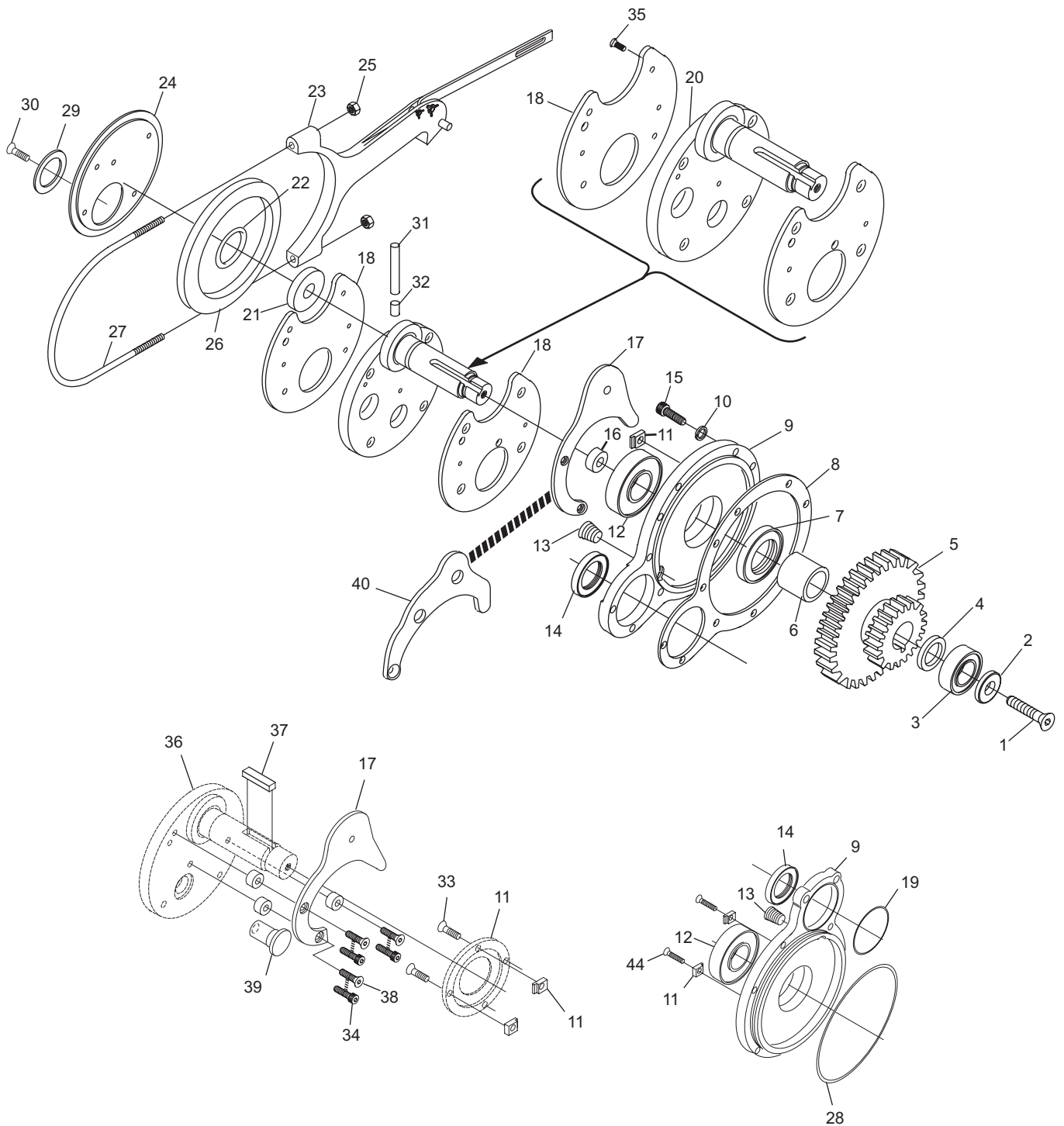
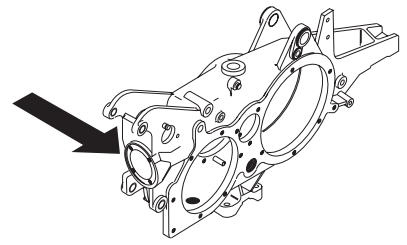
Gear Box Housing Assembly

Index

No.	Part No.	Description
1.	11-007344-001	Flat Head Socket Cap Screw (3/8-16 x 1")
2.	12-100065-002	Washer
3.	11-430003-000	Ball Bearing
4.	12-100185-005	Spacer
5.	12-100150-000	Gear
6.	12-100185-006	Spacer
7.	11-625003-000	Oil Seal
8.	12-100340-000	R.H Gear Box Cover Gasket
9.	12-100177-000	Gear Box Cover
10.	12-100344-002	Gasket
11.	12-100431-000	Retaining Bearing
12.	11-430017-000	Ball Bearing
13.	11-030004-001	Pipe Plug (1/2-14 x .582 Max.)
14.	11-625001-000	Oil Seal
	11-625005-000	Oil Seal
15.	11-005263-001	Hex Head Socket Cap Screw (5/16-18 x 7/8")
16.	12-100896-000	Spacer
17.	12-100387-000	Deck Lift Hook Cam (for machines prior to 90,000)
18.	12-100898-000	Cover
19.	11-625529-000	O-Ring
20.	12-862185-000	Deck Lift Crank
21.	12-100458-000	Felt Pad
22.	12-100290-000	O-Ring
23.	12-100832-000	Deck Lift Hook
24.	12-100830-000	Clamp Ring
25.	11-125203-001	Hex Jam Nut (5/16-24")
26.	12-100283-000	Eccentric
27.	12-100282-000	Deck Hook U-Bolt
28.	11-625530-000	O-Ring
29.	12-100185-009	Spacer
30.	11-007182-001	Flat Head Socket Cap Screw (1/4-20 x 3/4")
31.	12-100457-000	Felt Wick
32.	N.A.	Felt Wick
33.	11-007264-001	Flat Head Socket Cap Screw (5/16-18 x 1")
34.	11-005182-001	Hex Head Socket Cap Screw (1/4-20 x 3/4")
35.	11-007061-001	Flat Head Hex Socket Cap Screw (8-32 x 3/8")
36.	N.A.	Deck Lift Eccentric
37.	12-100187-005	Square Key
38.	11-007184-001	Flat Head Socket Cap Screw (1/4-20 x 1")
39.	12-100220-000	Pin
40.	12-100831-000	Deck Lift Hook Cam (for machines 90,000 and up)

N.A. = No Longer Available

Deck Lift Crank Assembly



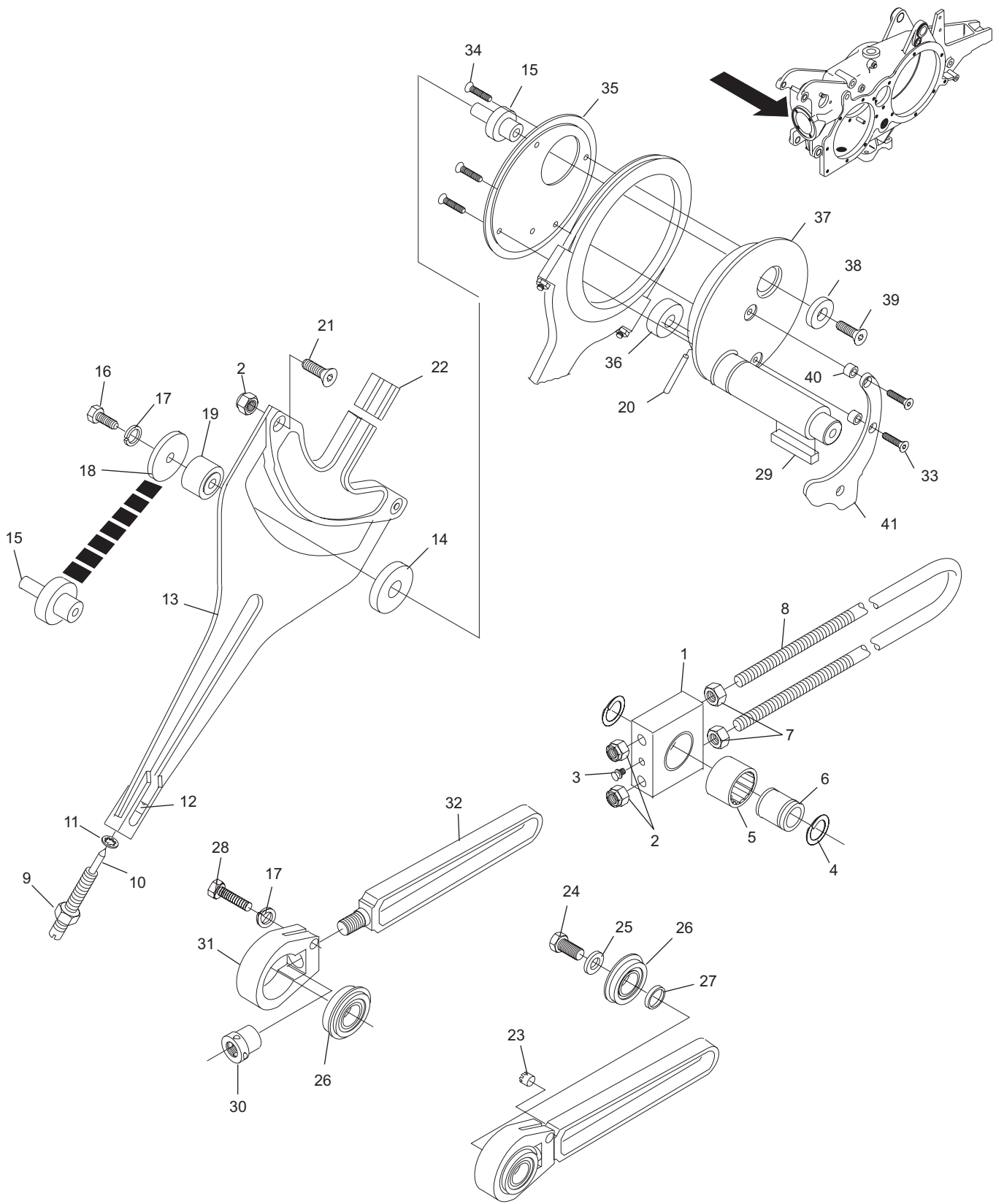
Deck Lift Crank Assembly

Index

No.	Part No.	Description
1.	12-100507-000	Bearing Block
2.	11-170011-001	Hex Nut Nylock (3/8-16)
3.	11-280002-000	Grease Fitting Drive
4.	11-533028-000	Spirolox Retaining Ring (1.198 I.D.)
5.	11-481030-000	Roller Bearing (1 1/4 I.D. X 1 5/8 O.D.)
6.	12-100504-000	Inner Ring
7.	11-125104-001	Hex Nut (3/8-16)
8.	12-100506-000	U-Bolt
9.	11-125208-001	Hex Jam Nut (1/2-13)
10.	12-102792-000	Stud
11.	11-532003-001	External Retaining Ring
12.	12-102791-000	Block
13.	12-102816-000	Plate Assembly
14.	10-385529-000	Chamfered Spacer (13/16 I.D. x 3")
15.	12-102754-000	Bearing Stud
16.	11-001384-001	Hex Head Socket Cap Screw (3/8-24 x 1")
17.	11-195016-001	Lockwasher (3/8)
18.	12-102753-000	Spacer
19.	11-450101-000	Ball Ring & Roller Bearing
20.	12-100457-000	Felt Wick
21.	11-007346-001	Flat Head Socket Cap Screw (3/8-16 x 1-1/4")
22.	12-102815-000	T-Track
23.	N.A.	Oiler (Order 1 ea. 12-100458-000 & 1 ea. 12-100457-000)
24.	11-002365-001	Hex Head Cap Screw (5/8-11 x 1-1/4")
25.	12-100170-003	Washer
26.	11-430008-000	Ball Bearing
27.	12-100046-004	Roller
28.	11-002125-001	Hex Head Socket Cap Screw (3/8-16 x 1-1/4")
29.	12-100187-005	Square Key
30.	12-100216-000	Deck Link Adjusting Sleeve
31.	N.A.	Deck Link Connector
32.	N.A.	Deck Lowering Link
33.	11-007184-001	Flat Head Socket Cap Screw (1/4-20 x 1")
34.	11-007182-001	Flat Head Socket Cap Screw (1/4-20 x 3/4")
35.	12-100830-000	Clamp Ring
36.	12-100458-000	Felt Pad
37.	12-862185-000	Deck Lift Crank
38.	10-193013-000	Washer
39.	11-007384-001	Flat Head Socket Cap Screw (3/8-24 x 1")
40.	12-100896-000	Spacer
41.	12-100831-000	Deck Lift Hook Cam (for A2 machines 90,000 and up)
	12-100837-000	Deck Lift Hook Cam (for A machines prior to 90,000)

N.A. = No Longer Available

Deck Lift Eccentric Assembly For A-2 w/Scotch Yoke Only

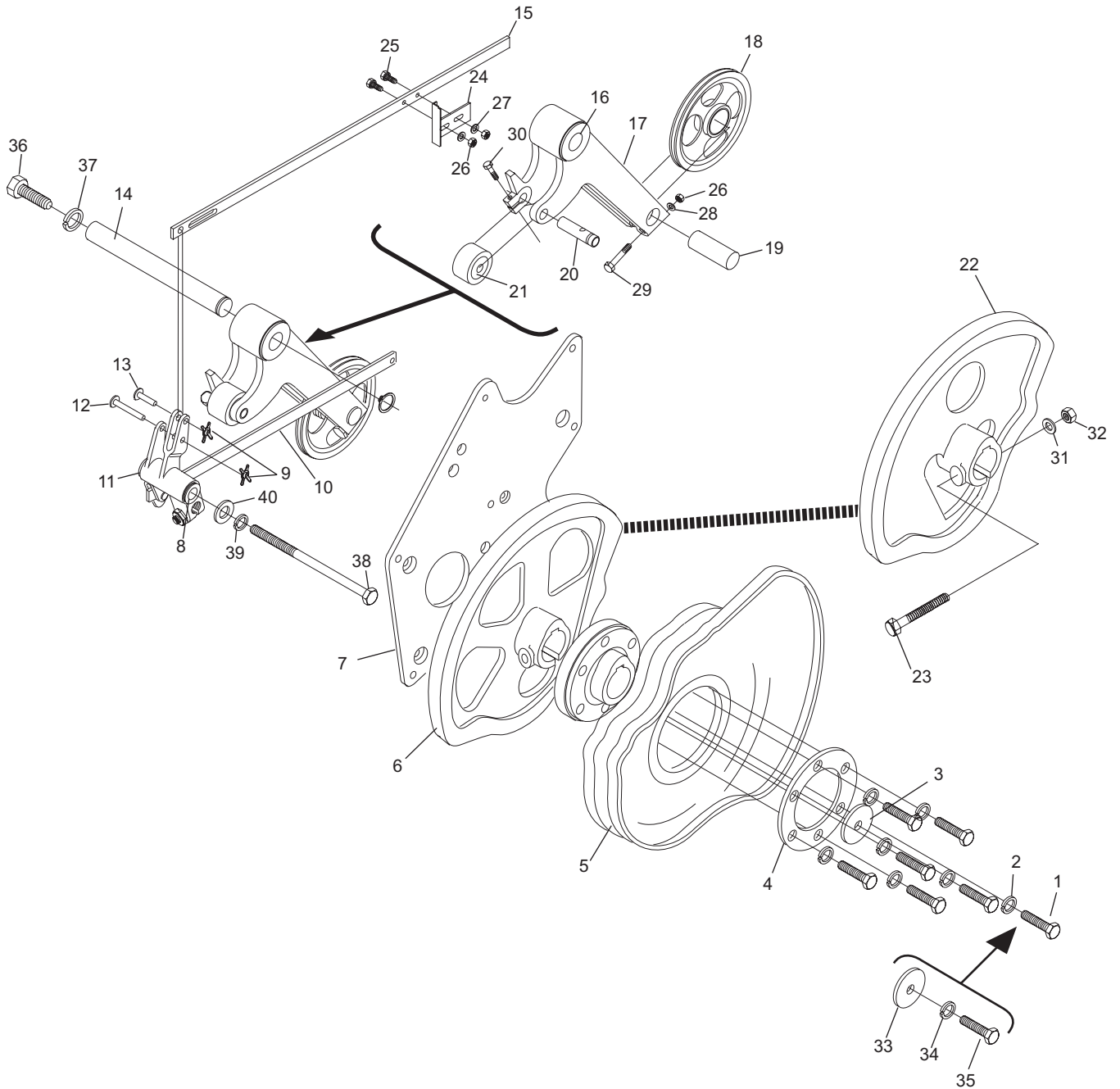
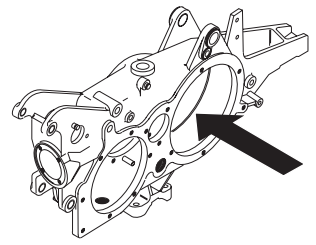


**Deck Lift Eccentric Assembly
 For A-2 w/Scotch Yoke Only**

Index

No.	Part No.	Description
1.	11-001344-001	Hex Head Cap Screw (3/8-16 x 1")
2.	11-195016-001	Lockwasher (3/8)
3.	12-100170-006	Washer
4.	12-100044-000	Ring
5.	12-860578-000	Rake Cam Conversion Kit (for machines with Scotch Yoke)
6.	12-102794-000	Scissor & Moving Deck Cam
7.	12-100207-000	Mounting Plate
8.	11-421011-000	Bearing (.502 I.D. X .627 O.D.)
	11-421092-000	Flanged Bronze Bearing
9.	11-230000-001	X-Washer (3/32)
10.	12-100363-000	Link
	12-102363-000	Link
11.	12-100236-000	Starter Bellcrank Assembly
	12-102236-000	Starter Bellcrank Assembly
12.	12-100166-019	X-Washer Pin
	12-150158-012	X-Washer Pin
13.	12-100166-005	X-Washer Pin
14.	12-100104-000	Shaft
15.	12-100040-004	Link
16.	11-421109-000	Flanged Oilite Bearing
17.	12-100313-000	Moving Deck Cam Lever
18.	12-100081-000	Pulley Assembly
19.	12-100226-000	Pin
20.	12-100306-000	Pin Assembly
21.	11-450301-000	Ball Bearing
22.	12-100828-002	Scissor & Moving Deck Cam (for machines equipped with link 12-100217-000)
23.	11-001517-001	Hex Head Socket Cap Screw (1/2-13 x 3-1/4")
24.	12-100260-000	Actuator
25.	11-017163-001	Round Head Cross Res. W/ Ext. Tooth Lockwasher (10-24 x 1/2")
26.	11-125004-001	Hex Nut (#10-24)
27.	11-190006-001	Flat Washer - SAE (#10)
28.	11-195010-001	Lockwasher (#10)
29.	11-001070-001	Hex Head Socket Cap Screw (10-24 x 1-3/4")
30.	11-001068-001	Hex Head Cap Screw (10-24 x 1-1/2")
31.	11-195018-001	Lockwasher (1/2)
32.	11-125108-001	Hex Nut (1/2-13)
33.	12-100170-015	Washer
34.	11-195020-001	Lockwasher (5/8)
35.	11-001664-001	Hex Head Socket Cap Screw
36.	11-001266-001	Hex Head Cap Screw (5/16-18 x 1-1/4")
37.	11-195015-001	Lockwasher (5/16)
38.	12-100441-000	Special Hex Head Bolt
39.	11-195014-001	Lockwasher (1/4)
40.	12-100170-012	Washer

Gear Box Assembly



Gear Box Assembly

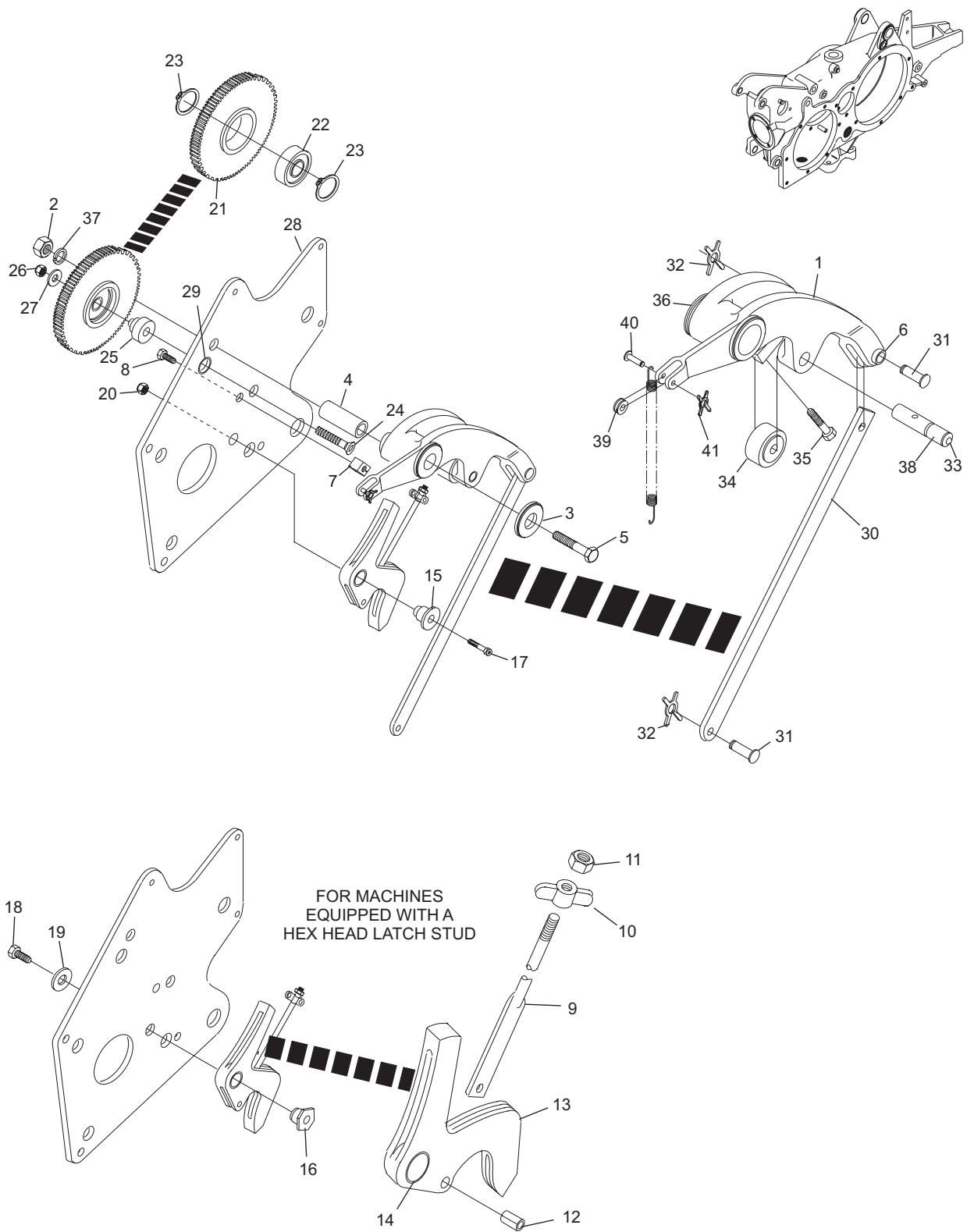
Index

No.	Part No.	Description
1.	12-100365-000	Scissor
2.	11-125108-001	Hex Nut (1/2-13)
3.	12-100170-007	Washer
4.	12-100046-003	Spacer
5.	11-001517-001	Hex Head Socket Cap Screw (1/2-13 x 3-1/4")
6.	11-420038-000	Bearing (.3135 I.D. X .4395 O.D.)
7.	12-100051-000	Stop
8.	11-015367-001	Hex Head Socket Cap Screw (5/16-18 x 3/4")
9.	12-100353-000	Link
10.	12-100354-000	Adjusting Block
11.	11-125203-001	Hex Jam Nut (5/16-24)
12.	11-345404-000	Roll Pin (1/4 x 1/2")
13.	12-100238-051	Latch & Bearing Assembly
14.	11-420018-000	Sleeve Oilite Bearing
15.	12-100488-000	Latch Stud
16.	*N.A.	Hex Head Latch Stud
17.	11-005263-001	Hex Head Socket Cap Screw (5/16-18 x 7/8")
18.	11-001262-001	Hex Head Cap Screw (5/16-18 x 3/4")
19.	11-190012-001	Flat Washer - SAE (5/16)
20.	11-170009-001	Hex Nut Nylock (5/16-18)
21.	12-100233-000	Idler Gear
22.	11-430012-000	Bearing (.4724 ID X 1.2598 OD)
23.	11-531008-000	Inverted Internal Retaining Ring
24.	11-007190-001	Flat Head Socket Cap Screw (1/4-20 x 1-3/4")
25.	12-100080-000	tud
26.	11-170007-001	Hex Nut Nylock (1/4-20)
27.	11-190010-001	Flat Washer (1/4)
28.	12-100207-000	Mounting Plate
29.	11-421015-000	Flanged Oilite Bearing
30.	12-100219-000	Cam Lever Link
31.	12-100166-021	"X"-Washer Pin
32.	11-230002-001	"X" Washer (5/32)
33.	11-280002-000	Grease Fitting Drive
34.	11-450301-000	Ball Bearing
35.	11-001068-001	Hex Head Cap Screw (10-24 x 1-1/2")
36.	11-421109-000	Flanged Oilite Bearing
37.	11-195010-001	Lockwasher (#10)
38.	12-100305-000	Pin Assembly
39.	10-376010-000	Spring Roller
40.	12-100166-006	X-Washer Pin (7/8 x .187)
41.	11-230000-001	X-Washer (3/32)

N.A. = No Longer Available

* The Hex Head Latch Stud is no longer available.
Order 12-100488-000, and 11-005263-001.

Gear Box Assembly



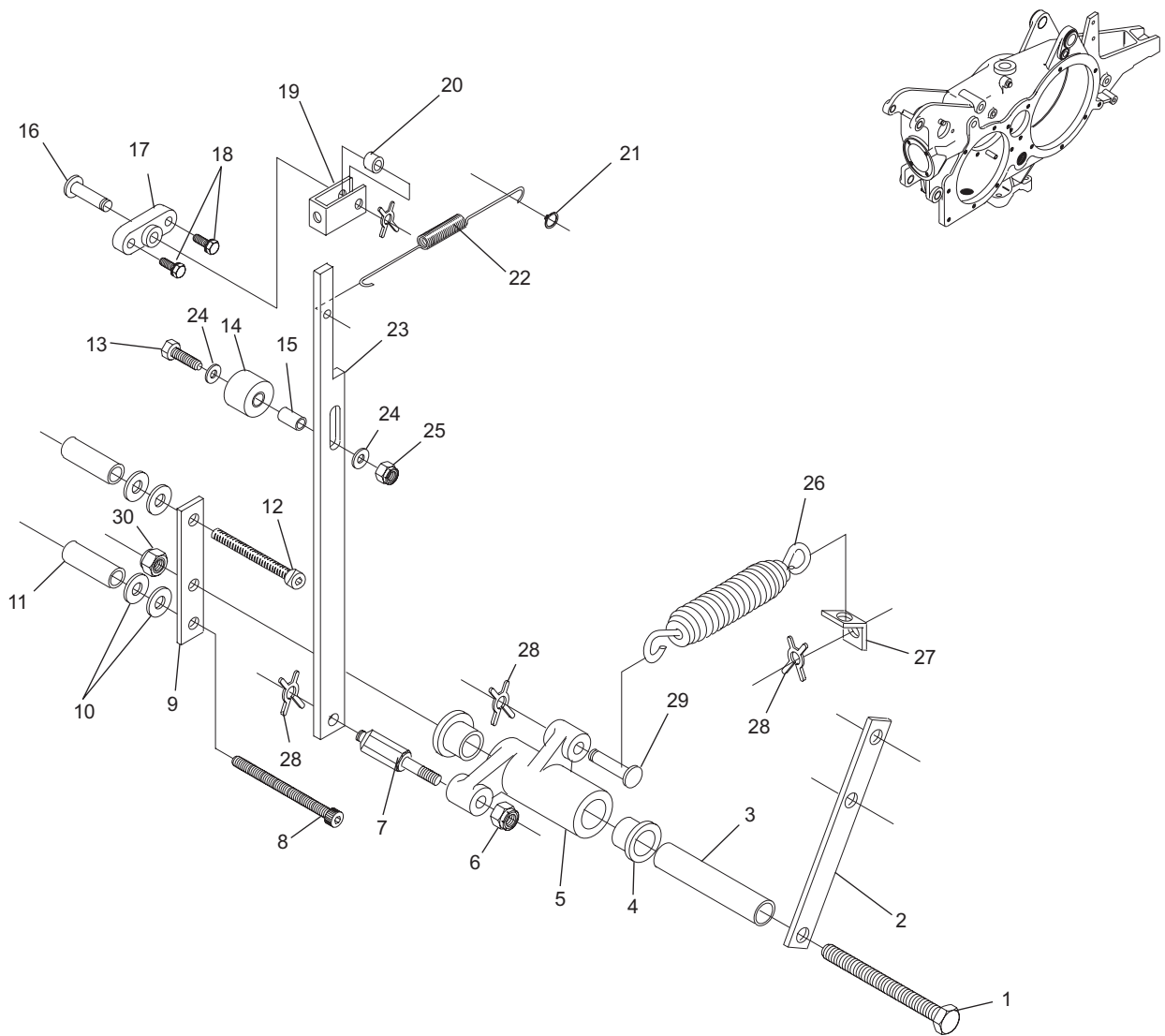
Gear Box Assembly

Index

No.	Part No.		Description
1.	11-001360-001		Hex Head Cap Screw (3/8-16 x 4")
2.	12-100866-000	N.A.	Mounting Strap
3.	12-100869-000		Pivot Spacer
4.	11-421019-000		Flanged Oilite Bearing
5.	12-100863-000		Bell Crank Assembly
6.	11-170007-001		Hex Nut Nylock (1/4-20)
7.	12-100870-000		Washer Stud
8.	11-005278-001	N.A.	Hex Socket Head Cap Screw (5/16-18 x 3-1/2")
9.	N.A.		Spacer Plate
10.	11-190012-001		Flat Washer - SAE (5/16)
11.	12-100873-000		Spacer
12.	11-005274-001		Hex Socket Head Cap Screw (5/16-18 x 2-1/2")
13.	11-001066-001		Hex Head Cap Screw (10-24 x 1-1/4")
14.	12-100877-000		Bumper
15.	12-100876-000		Spacer
16.	10-229510-000		X-Washer Pin
17.	12-100871-000		Stud Plate
18.	11-081017-001		Hex Washer Self Tapping Screw (10-24 x 5/8")
19.	12-100872-000		Retainer
20.	12-200047-003		Spacer
21.	11-534510-001		Grip Ring (.250 SHAFT DIA.)
22.	12-100874-000		Tension Spring
23.	12-100867-000		Latch
24.	11-190006-001		Flat Washer - SAE (#10)
25.	11-170005-001		Hex Nut Nylock (#10-24)
26.	12-100865-000	N.A.	Tension Spring
27.	12-100875-000		Clip
28.	11-230001-001		X-Washer (1/8)
29.	10-229509-000		X-Washer Pin
30.	11-170011-001		Hex Nut Nylock (3/8-16)

N.A. = No Longer Available

Deck and Turret Jam Protection Kit



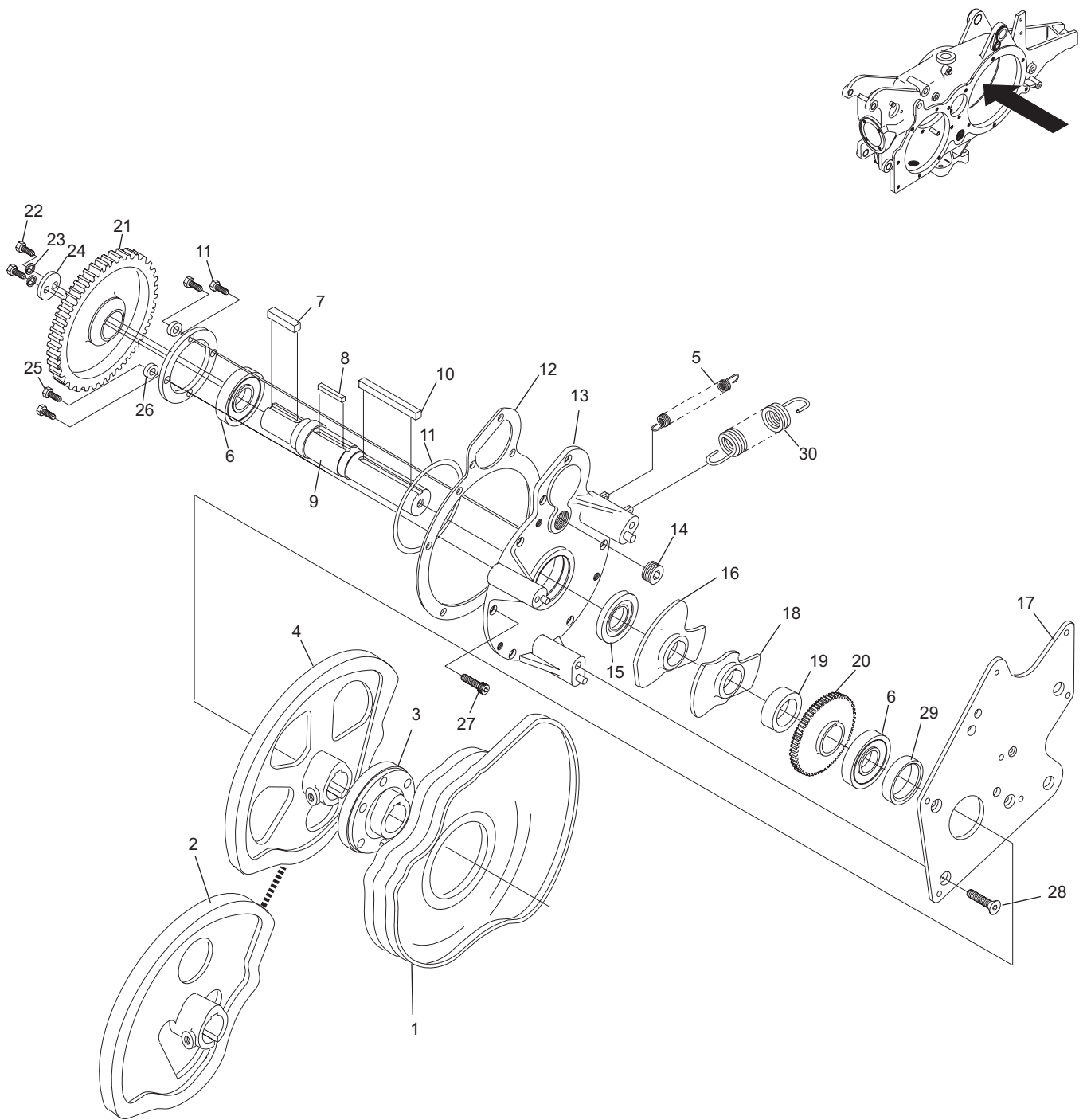
Deck and Turret Jam Protection Kit

Index

No.	Part No.	Description
1.	12-860578-000	Rake Cam Conversion Kit
2.	12-102794-000	Scissor & Moving Deck Cam (for machines equipped with Scotch Yoke)
3.	12-100045-000	Rake Cam Hub
4.	12-100828-002	Scissor & Moving Deck Cam (for machines equipped with 12-100217-000 link)
5.	12-100102-000	Tension Spring
6.	11-430011-000	Ball Bearing
7.	12-100187-007	Square Key
8.	12-100164-000	Rectangular Key
9.	12-100130-000	Shaft
10.	12-100187-008	Square Key
11.	11-625530-000	O-Ring
12.	12-100339-000	L.H. Gear Box Cover Gasket
13.	N.A.	Cover & Pin Only
14.	11-030004-001	Pipe Plug (1/2-14 x .582 Max.)
15.	12-100088-000	Oil Seal
16.	12-100122-000	Extended Cycle Cam
17.	12-100207-000	Mounting Plate
18.	12-100123-000	Cam
19.	12-102123-000	Spacer
20.	12-100068-000	Drive Gear
21.	12-100140-000	Spur Gear
22.	11-001909-001	Hex Head Socket Cap Screw (5/16-18 x 1")
23.	11-195015-001	Lockwasher (5/16")
24.	12-100223-000	Washer
25.	11-015287-001	Hex Head Socket Cap Screw (1/4-20 x 3/4")
26.	12-100433-000	Bearing Retainer
27.	11-005263-001	Hex Head Socket Cap Screw (5/16-18 x 7/8")
28.	11-007346-001	Flat Head Socket Cap Screw (3/8-16 x 1-1/4")
29.	12-100185-004	Spacer
30.	12-100109-000	Tension Spring

N.A. = No Longer Available

Deck and Turret Jam Protection Kit

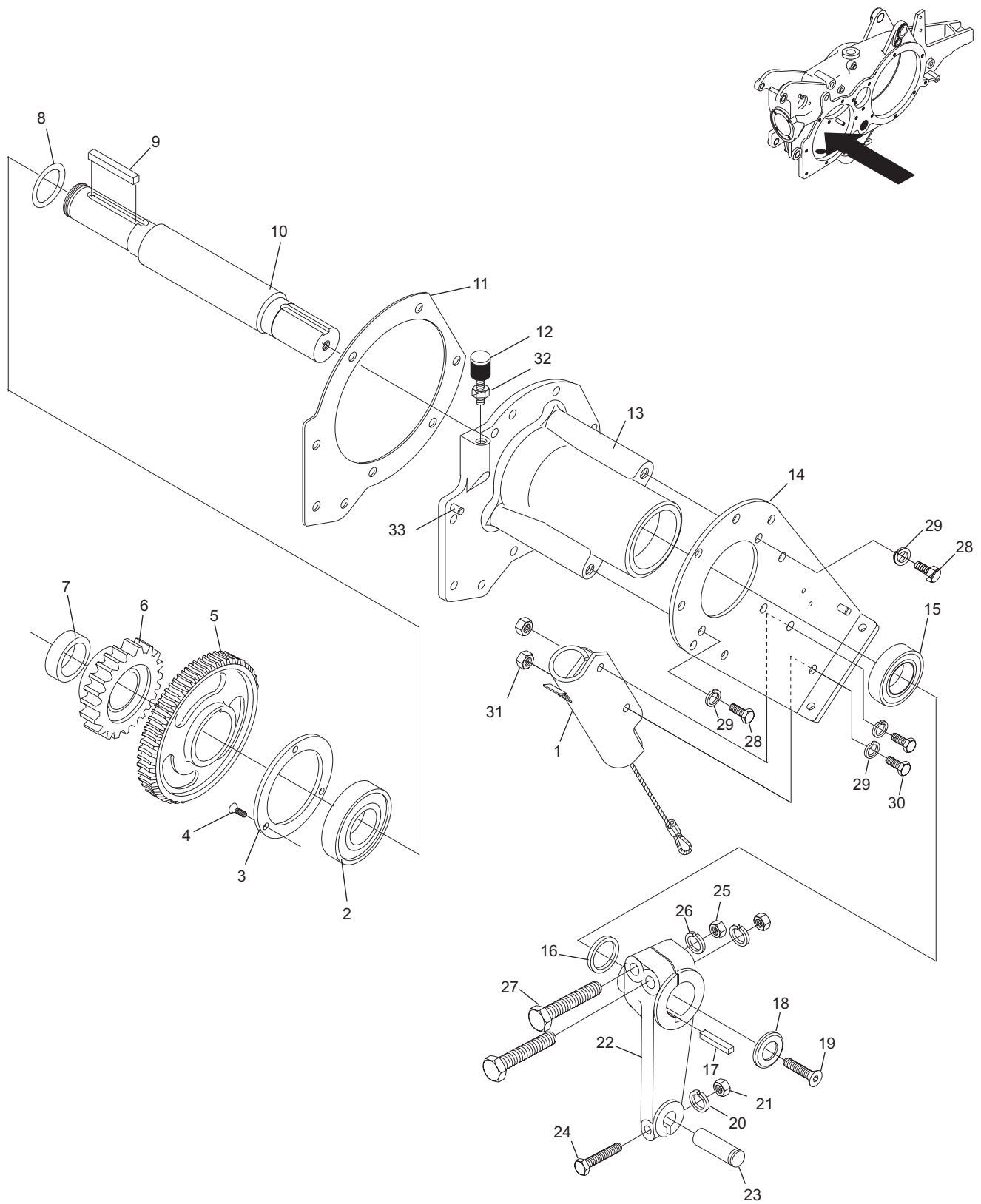


Deck and Turret Jam Protection Kit

Index

No.	Part No.	Description
1.	12-100281-000	Cable & Tube Assembly
2.	11-430002-000	Ball Bearing
3.	12-102165-000	Bearing Retainer
4.	11-008088-001	Flat Head Socket Cap Screw (10-24 x 3/4")
5.	12-100174-002	Worm Wheel (60:1)
6.	12-100151-000	Spur Gear
7.	12-100185-007	Spacer
8.	12-100317-000	O-Ring
9.	12-100187-002	Square Key
10.	12-102162-000	Crank Shaft
11.	12-102166-002	Shim (.005), blue
	12-102166-003	Shim (.010), brown
	12-102166-004	Shim (.020), yellow
12.	12-102373-000	Bumper Button
13.	12-102161-000	Rake Crank Housing
14.	12-102163-000	Support Plate
15.	11-430045-000	Ball Bearing
16.	12-102167-000	Spacer
17.	12-100187-003	Square Key
18.	12-100065-002	Washer
19.	11-007344-001	Flat Head Socket Cap Screw (3/8-16 x 1")
20.	11-195016-001	Lockwasher (3/8)
21.	11-125104-001	Hex Nut (3/8-16)
22.	12-100134-000	Crank
23.	12-100141-002	X-Washer Pin
24.	11-001352-001	Hex Head Socket Cap Screw (3/8-16 x 2")
25.	11-125108-001	Hex Nut (1/2-13)
26.	11-195018-001	Lockwasher (1/2)
27.	11-001515-000	Hex Head Socket Cap Screw (1/2-13 x 2-3/4")
28.	11-001264-001	Hex Head Cap Screw (5/16-18 x 1")
29.	11-195015-001	Lockwasher (5/16)
30.	11-001262-001	Hex Head Cap Screw (5/16-18 x 3/4")
31.	11-125102-001	Hex Nut (5/16-18)
32.	11-125200-001	Hex Jam Nut (1/4-20)
33.	12-100169-008	Pin

Gear Box 4:1 Assembly



Gear Box 4:1 Assembly

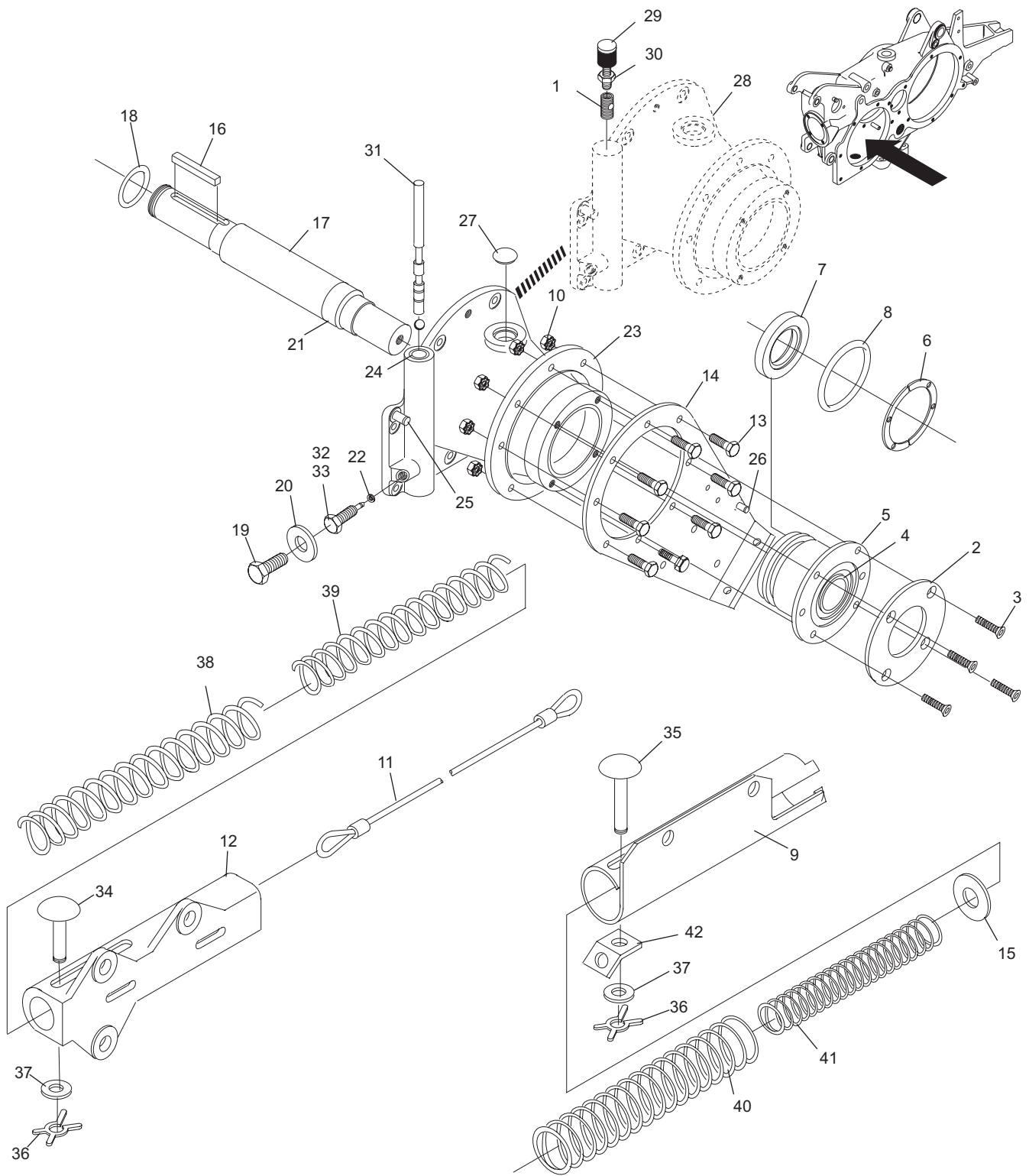
Index

No.	Part No.	Description
1.	12-102159-000	Bumper Adapter
2.	N.A.	Bearing Cap
3.	11-007264-001	Flat Head Socket Cap Screw (5/16-18 x 1")
4.	11-432001-00	0 Ball Bearing
5.	N.A.	Bearing Housing
6.	12-100059-002	Shim (.030) (Coral)
	12-100059-003	Shim (.020) (Yellow)
	12-100059-004	Shim (.010) (Brown)
	12-100059-005	Shim (.002) (Red)
7.	11-625002-000	Oil Seal
8.	12-100295-000	O-Ring
9.	12-100281-000	Cable & Tube Assembly
	12-100479-000	Spring Tube
10.	11-176001-001	Keps Nut (5/16-18)
	11-125102-001	Hex Nut (5/16-18)
	11-195015-001	Lockwasher (5/16)
11.	12-100280-000	Moving Deck Cable Assembly
12.	N.A.	Spring Tube, See Note
13.	11-001262-001	Hex Head Cap Screw (5/16-18 x 3/4")
14.	12-100165-000	Support Plate Assembly
15.	11-191016-001	Flat Washer (7/16)
16.	12-100187-002	Square Key
17.	12-100420-000	Shaft & Spacer
18.	12-100317-000	O-Ring
19.	11-001376-001	Hex Head Cap Screw (3/8-24 x 3/8")
20.	12-100344-003	Gasket
21.	12-100384-000	Spacer
22.	11-625538-000	O-Ring
23.	N.A.	Housing & Sleeve Assembly
24.	12-100231-000	N.A. Sleeve
25.	12-100169-008	Pin
26.	12-100115-002	Spring Pin
27.	11-251000-000	Expansion Plug (1-1/8)
28.	N.A.	Rake Crank Housing
29.	12-102373-000	Bumper Button
30.	11-125200-001	Hex Jam Nut (1/4-20)
31.	12-100093-000	Plunger
32.	N.A.	Time Delay Stem (3/8-24)
33.	N.A.	Time Delay Stem (7/16-20)
34.	12-100078-000	Switch Actuator Pin (short)
35.	12-100483-000	Switch Actuator Pin (long)
36.	11-230001-001	X-Washer (1/8)
37.	11-190010-001	Flat Washer (1/4)
38.	12-100352-000	Spring
39.	12-100351-000	Spring
40.	12-100482-000	Compression Spring
41.	12-100481-000	Compression Spring
42.	12-100875-000	Clip

N.A. = No Longer Available

NOTE: When replacing Spring Tube, order index Nos. 35, 40 and 41 along with spring tube 12-100479-000. Purchase washer locally.

Gear Box Cover Assembly



Gear Box Cover Assembly

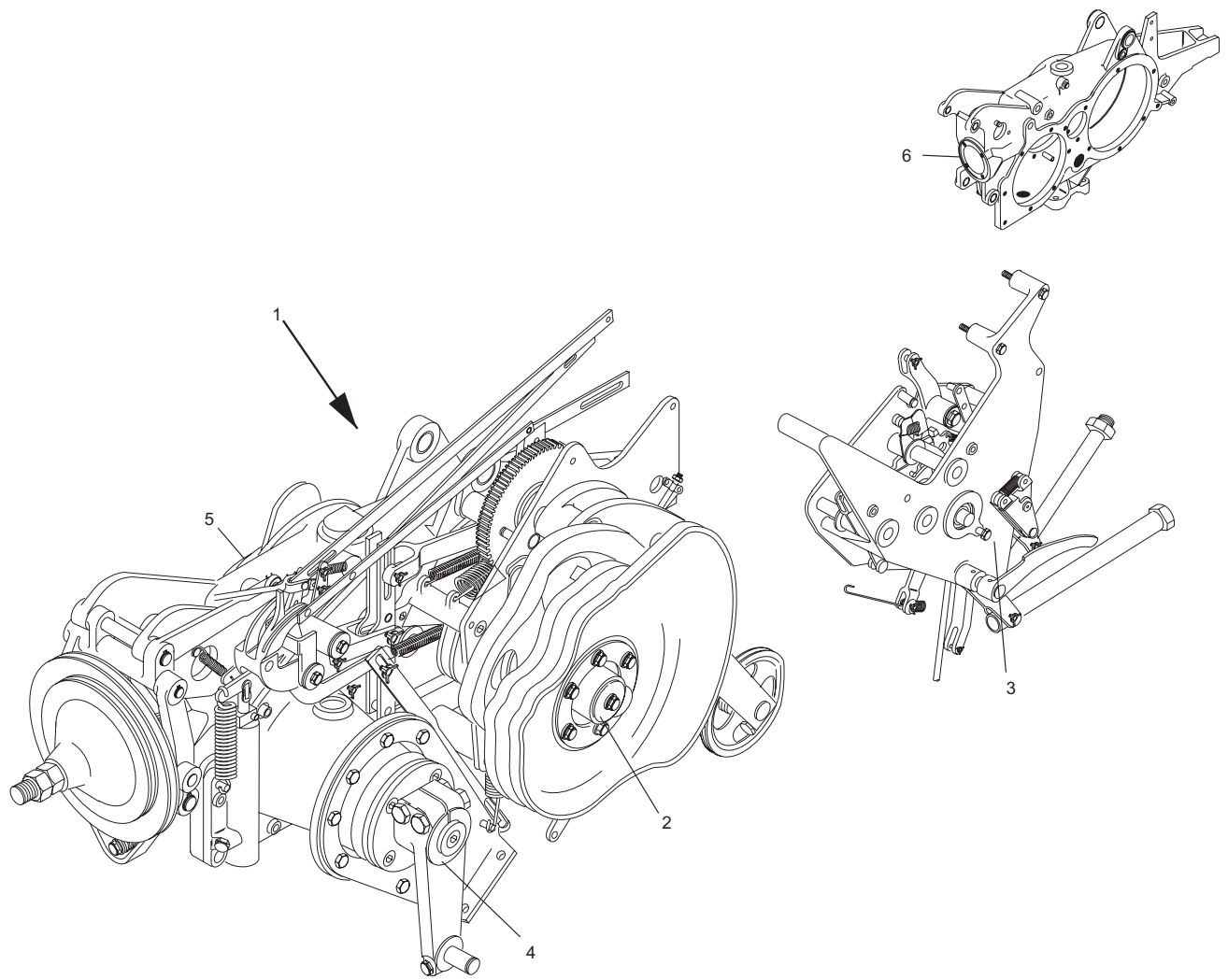
Index

No.	Part No.		Description
1.	N.A.		Pkg. A-2 Gear Box Shipping Assembly Rebuilt
	N.A.		Pkg. Gear Box Assembly - Rebuilt Model A
2.	N.A.		Gear Box Cover Assembly
	12-860065-000		Gear Box Cover Assembly
3.	N.A.		Detector Assembly
	N.A.		Detector Assembly & Hardware (1 Pkg.)
	N.A.		Detector Assembly (rebuilt for Model A)
4.	12-862863-003		Rake Crank Assembly
	N.A.		Rebuilt Rake Crank Housing
5.	12-862064-000	N.A.	Guard Assembly - Double Outside
	12-860064-000	N.A.	Deck Lift Crank Eccentric Assembly & Hardware
	N.A.		Rebuilt 2:1 "A"
6.	12-102184-000	N.A.	Gear Box Housing Assembly
	12-862185-000		R.O. Deck Crank Lift

N.A. = No Longer Available

R.O. = Replacement Option

Gear Box/Detector Assembly



Gear Box/Detector Assembly

Intentionally Blank Page

Section B

DETECTOR

Index

No.	Part No.	Description
1.	*12-100350-000	Link
2.	12-102108-000	Deck Hook Selector Assembly
3.	12-100355-000	Spacer
4.	11-436000-000	Ball Bearing
5.	12-100166-026	X-Washer Pin
6.	12-100185-012	Spacer
7.	12-100157-000	Spring
8.	**12-100395-000	Detector Latch Assembly (See Note 2)
9.	11-421009-000	Bearing (.3765 I.D. X .502 O.D.)
10.	11-420006-000	Bearing (.3765 I.D. X .503 O.D.)
11.	11-420064-000	Bearing (.3765 I.D. X .503 O.D.)
12.	12-100170-009	Washer
13.	11-422009-000	Bearing (.510 I.D. X 1.000 O.D.)
14.	12-100398-000	Detector Lever Assembly
15.	11-420032-000	Bearing (.3765 I.D. X .503 O.D.)
16.	12-100170-008	Washer
17.	12-100004-002	Shaft
18.	N.A.	B-Shaft Assembly (See page 7B & 13B for breakdown)
19.	12-100166-011	X-Washer Pin
20.	12-100189-000	"D" Shaft Assembly (See page 17B)
21.	12-100155-000	Shoe
22.	11-360462-000	Spirol Pin (3/16 x 7/8")
23.	N.A.	C-Shaft Assembly (See page 15B for breakdown)
24.	12-100205-000	Detector Mounting Assembly
25.	11-421014-000	Bearing (.502 I.D. X .627 O.D.)
26.	11-436002-000	Stud Bearing (.186 I.D. X .500 O.D.)
27.	11-230000-001	X-Washer (3/32)
28.	11-230001-001	X-Washer (1/8)
29.	11-361315-000	Spirol Pin (3/16 x 1-3/8")
30.	12-100116-000	Shaft
31.	12-100004-004	Shaft
32.	12-102398-000	Spirol Pin (3/32 x 3/4")

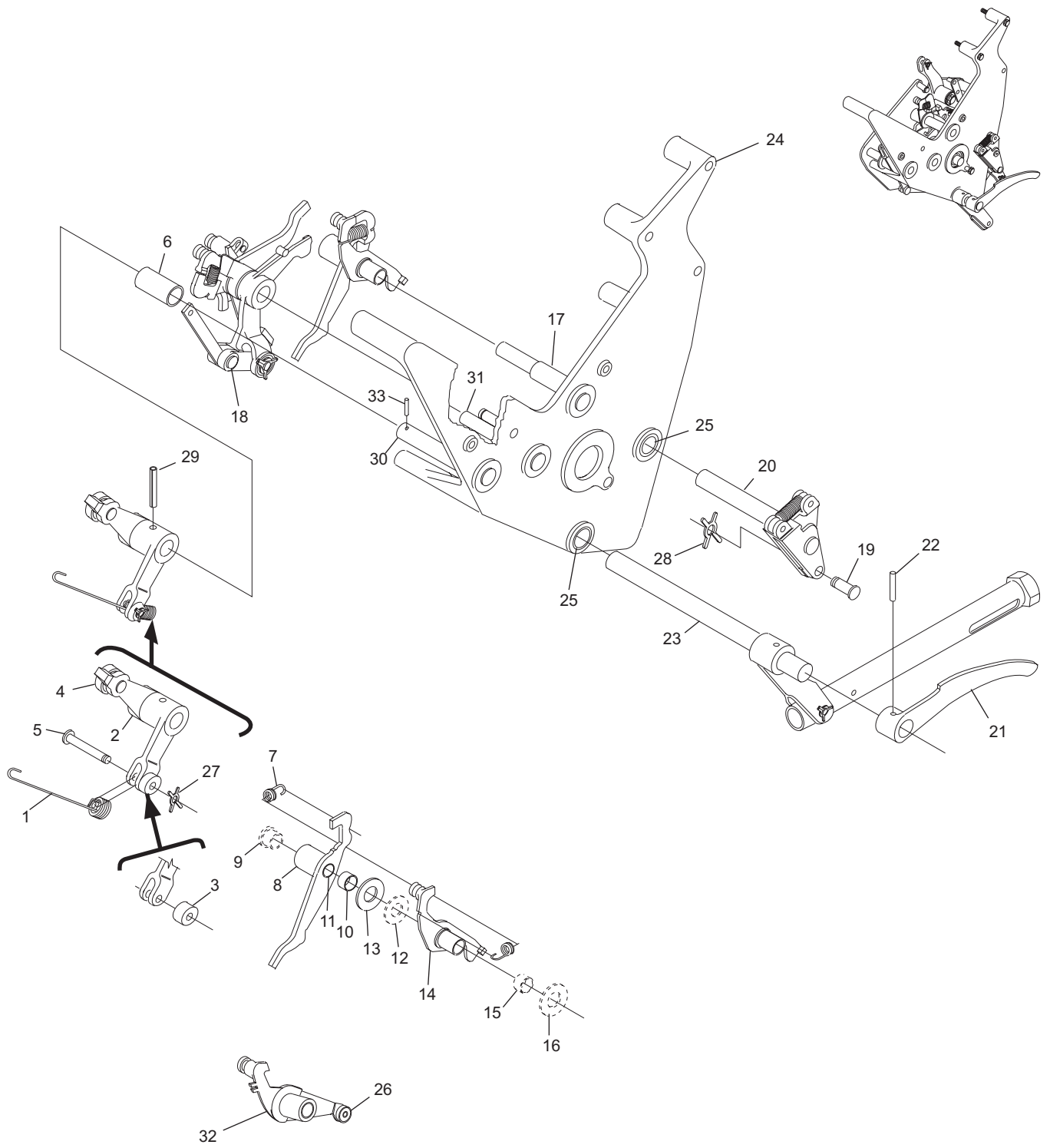
N.A. = No Longer Available

* also order index Nos. 3 and 5.

** also order index No. 13.

NOTE: For machines below S/N 27001, also order 12-100004-002. For machines below S/N 27001, also order 12-100398-000.

Detector Assembly



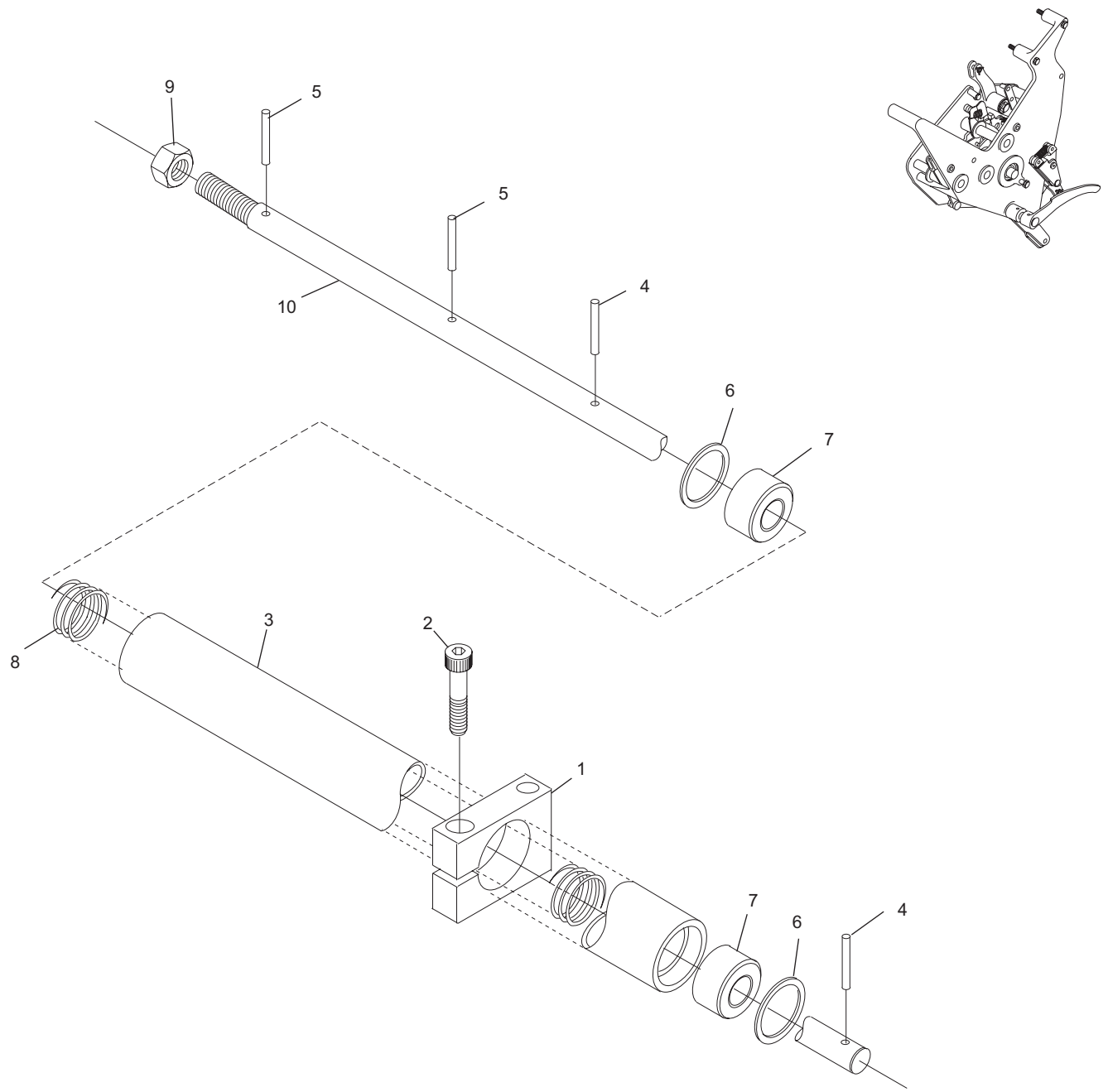
Detector Assembly

Index

No.	Part No.	Description
1.	12-100052-000	Pivot Block
2.	11-005093-001	Hex Head Socket Cap Screw (10-24 x 7/8")
3.	12-100079-000	Guide
4.	11-360257-000	Spirol Pin (3/32 x 9/16")
5.	11-360258-001	Spirol Pin (3/32 x 5/8")
6.	12-100196-000	Retaining Ring
7.	12-100139-006	Bearing
8.	12-100167-000	Spring
9.	11-125201-001	Hex Jam Nut (1/4-28)
10.	12-100017-000	Detector Rod

NOTE: To purchase a detector rod assembled complete, order part no. 12-100261-000.

Detector Rod Assembly



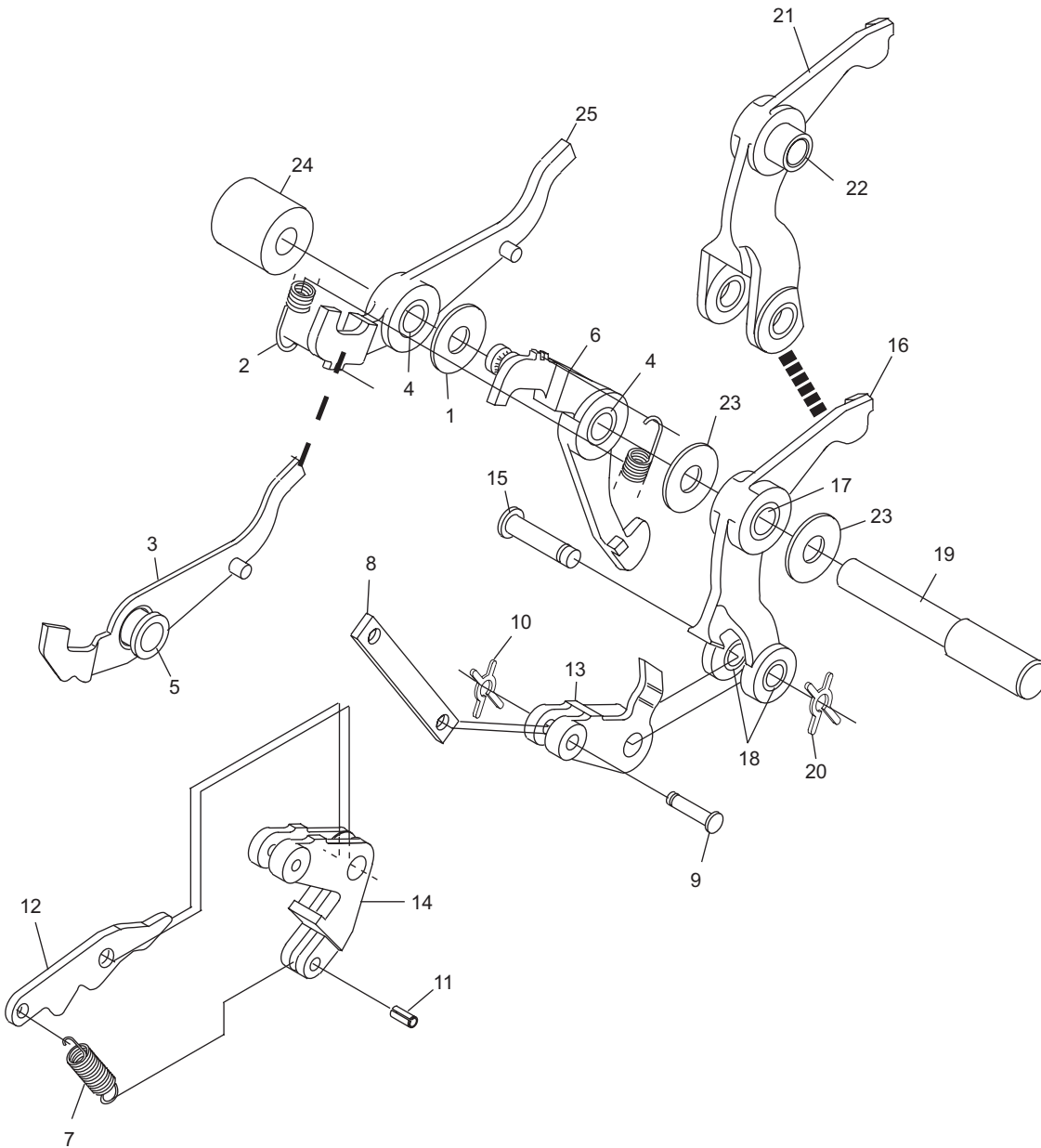
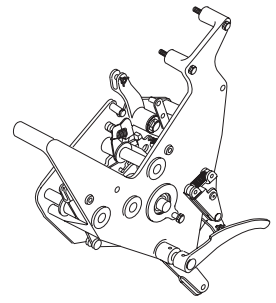
Detector Rod Assembly

Index No.	Part No.	Description
1.	12-100170-009	Washer
2.	12-100157-000	Spring
3.	12-100404-000	Detector Latch Assembly
4.	11-420006-000	Bearing (.3765 I.D. X .503 O.D.)
5.	11-421062-000	Bearing (.3765 I.D. X .503 O.D.)
6.	12-100400-000	Detector Latch Assembly
7.	12-100118-000	Spring
8.	12-100113-000	Link
9.	12-100166-024	X-Washer Pin
10.	11-230000-001	X-Washer (3/32)
11.	11-345304-000	Roll Pin (3/16 x 1/2")
12.	N.A.	Latch Finger
13.	12-100382-000	Latch
14.	N.A.	Latch
15.	12-100166-029	Pin
16.	*N.A.	Detector Lever Assembly
17.	11-420053-000	Bearing (.3765 I.D. X .5025 O.D.)
18.	11-420068-000	Bearing (.316 I.D. X .440 O.D.)
19.	12-100004-002	Shaft
20.	11-230002-001	X-Washer (5/32)
21.	12-100406-000	Detector Lever Assembly
22.	12-100405-000	Flanged Bronze Bearing
23.	12-100170-008	Washer
24.	12-100185-018	Spacer
25.	N.A.	Detector Latch Assembly - Casting

N.A. = No Longer Available

* When replacing Lever Assembly in machines prior to S/N 23001, order 12-100406-000 (index 21); also replace the Roll Pin with X- Washer Pin 12-100166-029 and X- Washer 11-230002-001; and replace 12-100004-002 Shaft with 12-100004-004 Shaft

Detector "B" Shaft Assembly (for machines prior to 90,000)



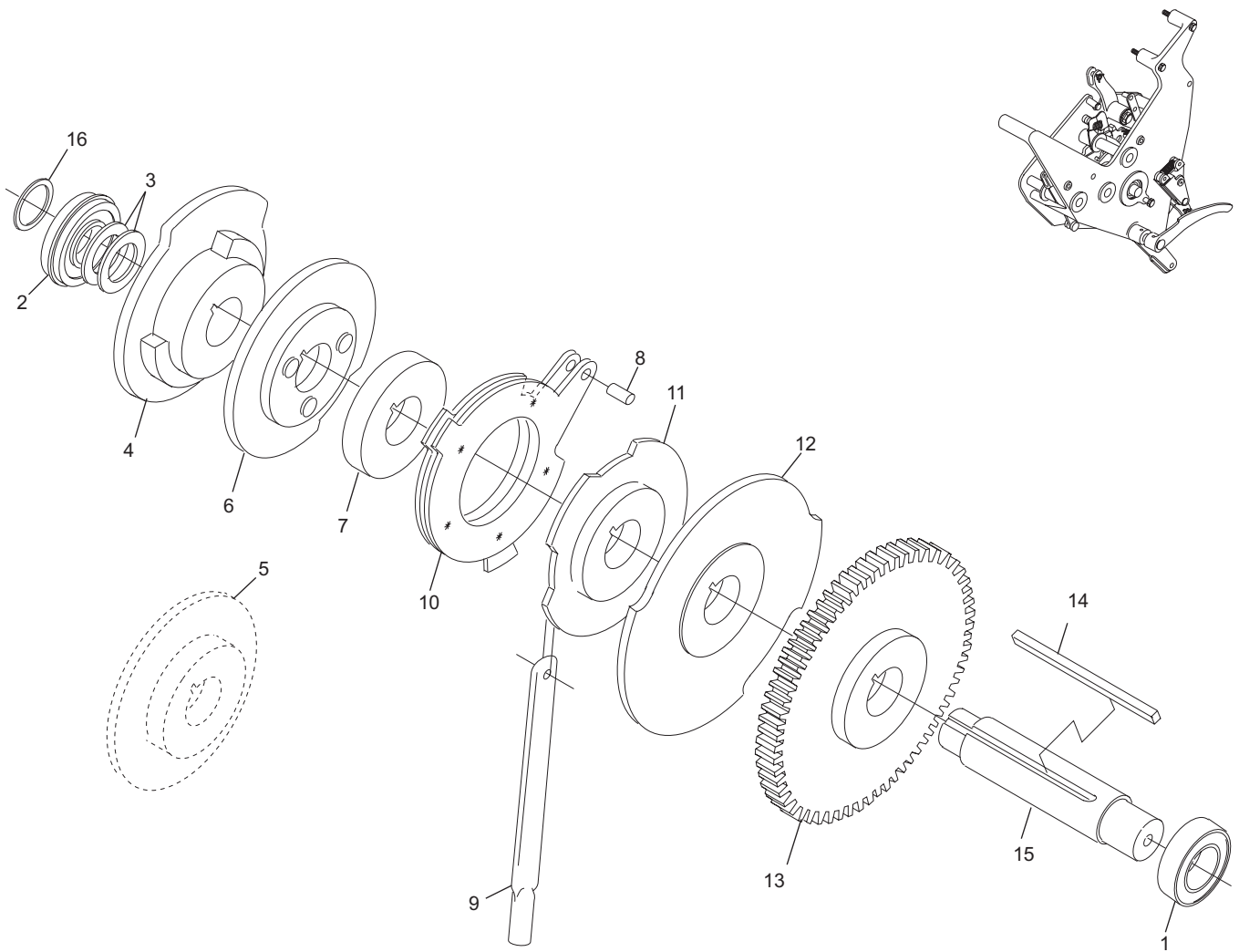
**Detector "B" Shaft Assembly
(for machines prior to 90,000)**

Index

No.	Part No.	Description
1.	11-431002-000	Ball Bearing
2.	11-431003-000	Ball Bearing
3.	10-191550-000	Washer
4.	12-100037-000	Cam
5.	N.A.	Cam
6.	12-100501-000	Cam
7.	12-100502-000	Spacer
8.	11-345302-001	Roll Pin (3/16 x 3/8")
9.	N.A.	Detector Rod End
10.	12-100016-000	Detector Disc (for machines prior to 90,000)
	12-102380-000	Detector Disc (for machines 90,000 and up)
11.	12-100111-000	Cam
12.	12-100112-000	Cam
13.	12-100198-000	Detector Gear
14.	12-100187-011	Square Key
15.	12-100070-000	Detector Shaft
16.	12-100416-002	Shim

N.A. = No Longer Available

Detector Main Shaft Assembly



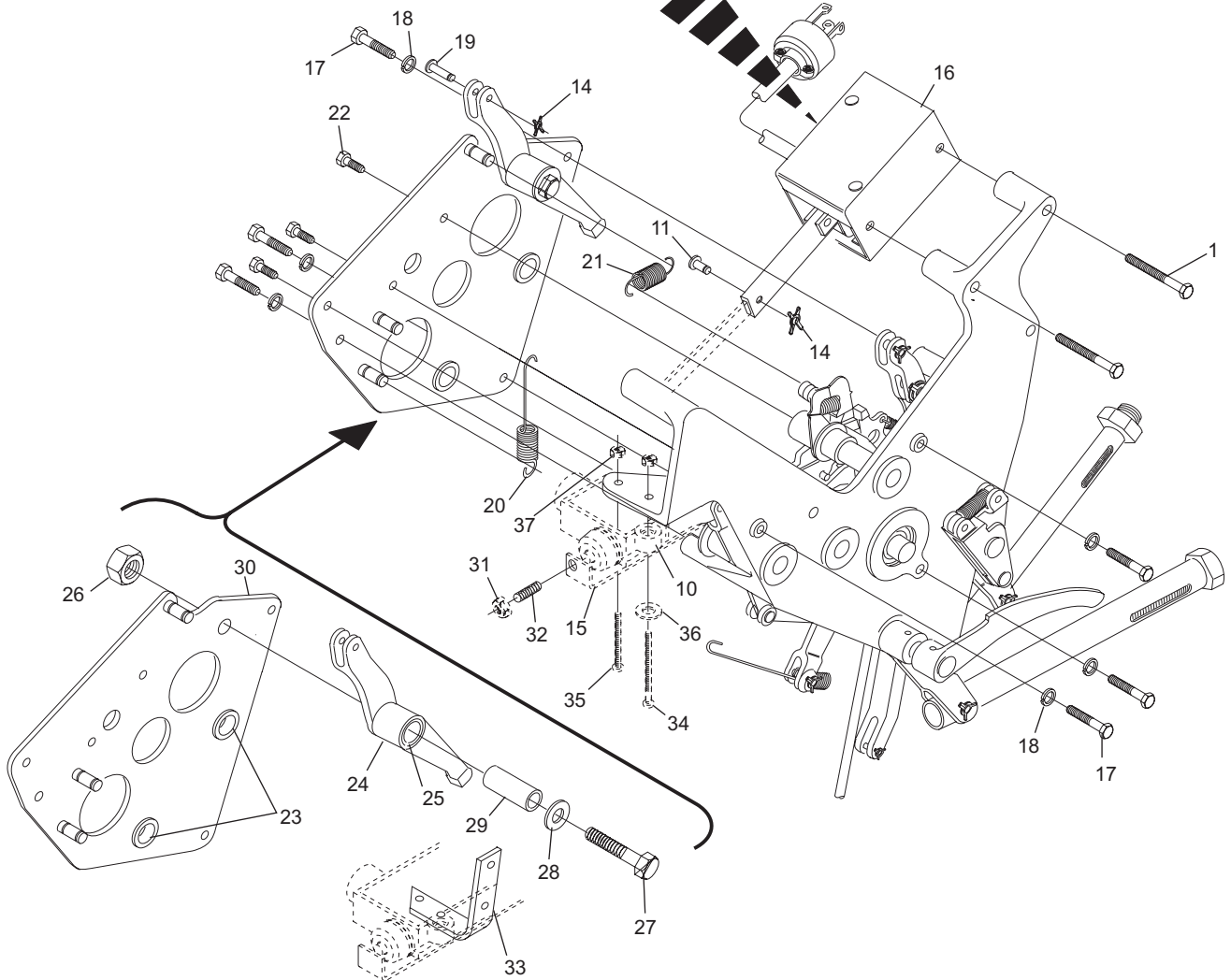
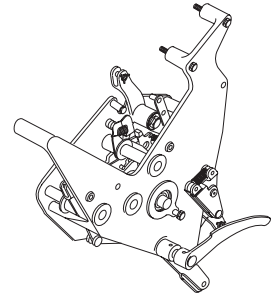
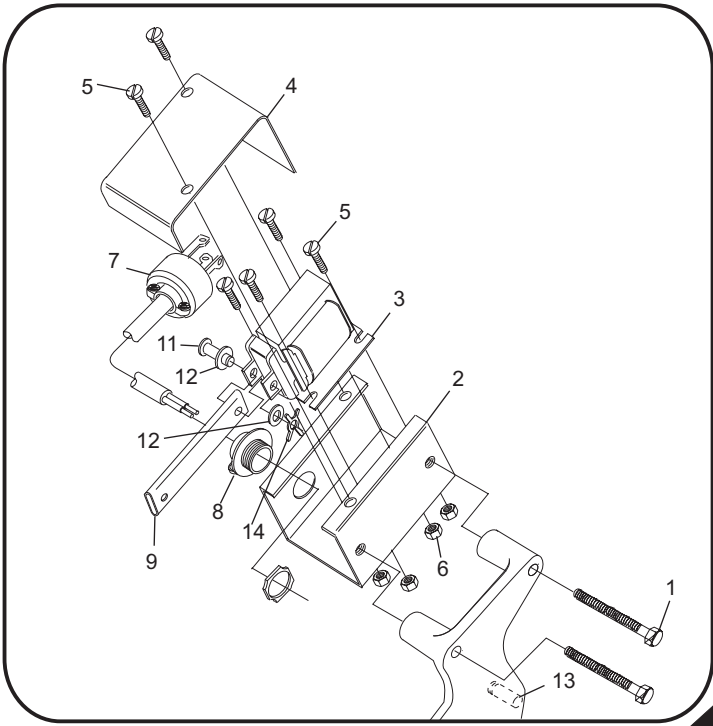
Detector Main Shaft Assembly

Index

No.	Part No.		Description
1.	11-017177-001		Round Head Cross Res. w/Ext. Tooth Lockwasher (10-24 x 2")
2.	N.A.		Solenoid Box
3.	12-100022-000		Solenoid (110 Volt)
4.	12-100277-000		Solenoid Box Cover
5.	11-017163-001		Round Head Cross Res. w/Ext. Tooth Lockwasher (10-24 x 1/2")
6.	11-170005-001		Hex Nut Nylock (#10-24)
7.	11-678001-000		Electrical Cap (230 Volt)
8.	11-602101-000	N.A.	Cord Grip
9.	N.A.		Link
	12-100363-000	R.O	Link
10.	N.A.		Spacer, for machines prior to S/N 1593
11.	12-100166-022		X-Washer Pin
12.	11-190006-001		Flat Washer - SAE (#10)
13.	12-100169-003		Pin
14.	11-230000-001		X-Washer (3/32)
15.	N.A.		Stop, for machines prior to S/N 1593
16.	N.A.		Solenoid Assembly - See Insert Box
17.	11-002004-001		Hex Head Cap Screw (1/4-20 x 1")
18.	11-195014-001		Lockwasher (1/4)
19.	12-100166-006		X-Washer Pin (7/8 x .187)
20.	12-100015-000		Tension Spring
21.	12-100084-000		Tension Spring
22.	11-015165-001		Hex Head Socket Cap Screw (10-24 x 5/8")
23.	11-421015-000		Flanged Oilite Bearing
24.	N.A.		Deck Hook Latch Assembly
25.	11-421011-000		Bearing (.502 I.D. X .627 O.D.)
26.	11-125202-001		Hex Jam Nut (5/16-18)
27.	11-015377-001		Hex Head Screw (5/16-18 x 2")
28.	11-190012-001		Flat Washer - SAE (5/16)
29.	12-100185-008		Spacer
30.	12-100314-000	N.A.	Detector Mounting Plate Assembly
31.	11-125005-001		Hex Nut (#10-32)
32.	11-100588-000		Headless Socket Set Screw
33.	N.A.		Bracket, for machines prior to S/N 1593
34.	11-107036-000		Round Head Machine Screw (for machines prior to S/N 1593)
35.	11-107033-001		Round Head Machine Screw (for machines prior to S/N 1593)
36.	N.A.		Washer (for machines prior to S/N 1593)
37.	11-170002-001		Hex Nylock Nut (6-32)

N.A. = No Longer Available

Detector Assembly
(for machines prior to 90,000)



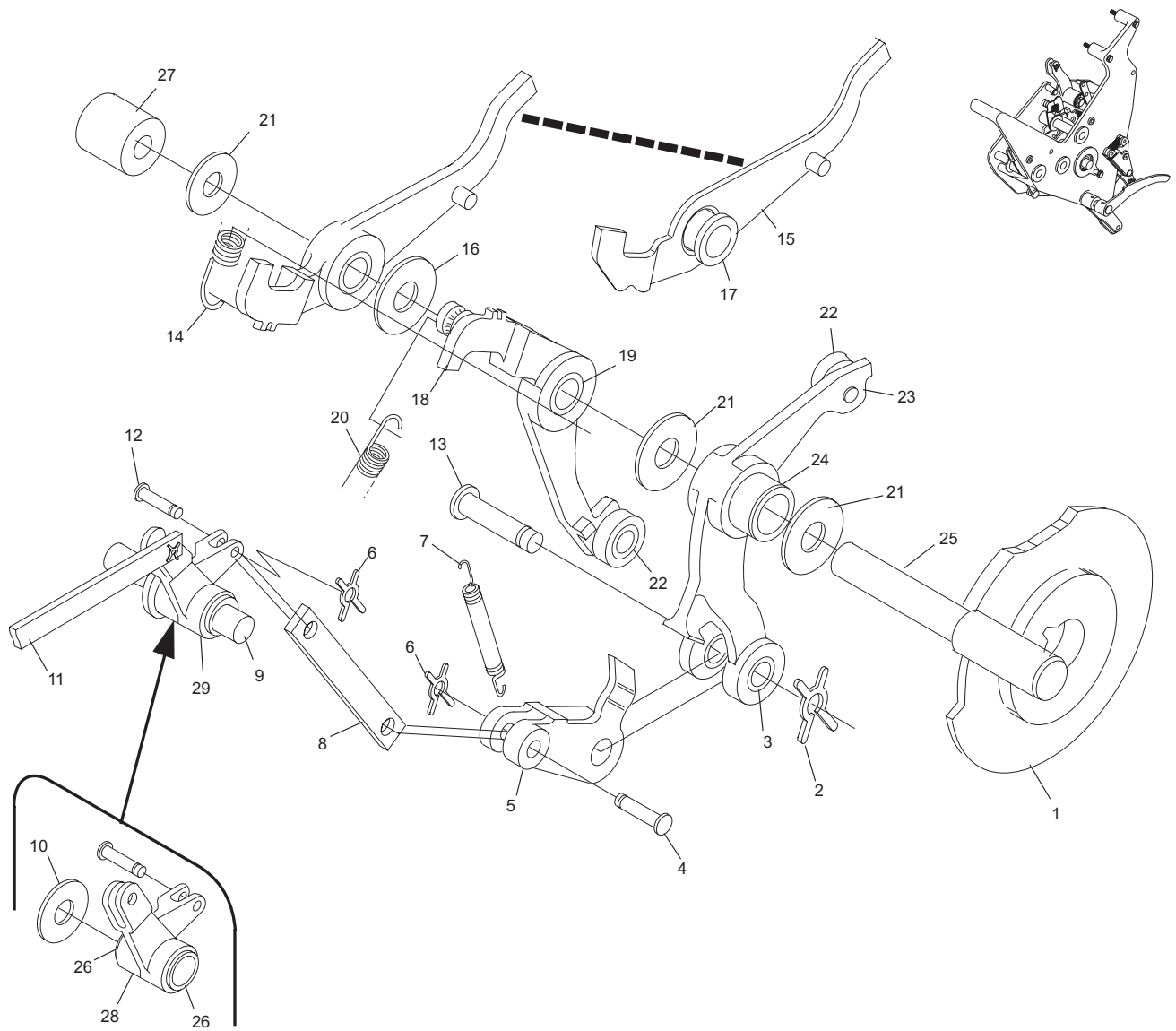
Detector Assembly
(for machines prior to 90,000)

Index

No.	Part No.	Description
1.	12-100111-000	Cam
2.	11-230002-001	X-Washer (5/32)
3.	11-420068-000	Bearing (.316 I.D. X .440 O.D.)
4.	12-100166-024	X-Washer Pin
5.	12-100382-000	Latch
6.	11-230000-001	X-Washer (3/32)
7.	12-100121-000	Tension Spring
8.	12-100113-000	Link
9.	12-100116-000	Shaft
10.	12-100338-003	Spacer
11.	12-100337-000	Out-of-Range Link Assembly
12.	12-100166-004	X-Washer Pin
13.	12-100166-029	Pin
14.	12-100157-000	Spring
15.	12-100404-000	Detector Latch Assembly
16.	12-100170-009	Washer
17.	11-421062-000	Bearing (.3765 I.D. X .503 O.D.)
18.	*12-100400-000	Detector Latch Assembly
	12-102400-000	Detector Lever Assembly
19.	11-420006-000	Bearing (.3765 I.D. X .503 O.D.)
20.	12-100118-000	Spring
21.	12-100170-008	Washer
22.	11-436002-000	Stud Bearing (.186 I.D. X .500 O.D.)
23.	12-102406-000	Detector Lever Assembly
24.	11-420053-000	Bearing (.3765 I.D. X .5025 O.D.)
	12-100405-000	Flanged Bronze Bearing
25.	12-100004-004	Shaft
26.	11-421032-000	Bearing (.502 I.D. X .627 O.D.)
27.	12-100185-018	Spacer
28.	12-100262-000	Intermediate Lever Assembly

* For S/N 90000 and Up, order Detector Lever Assembly 12-102400-000

**Detector "B" Shaft Assembly
(for machines prior to 90,000)**

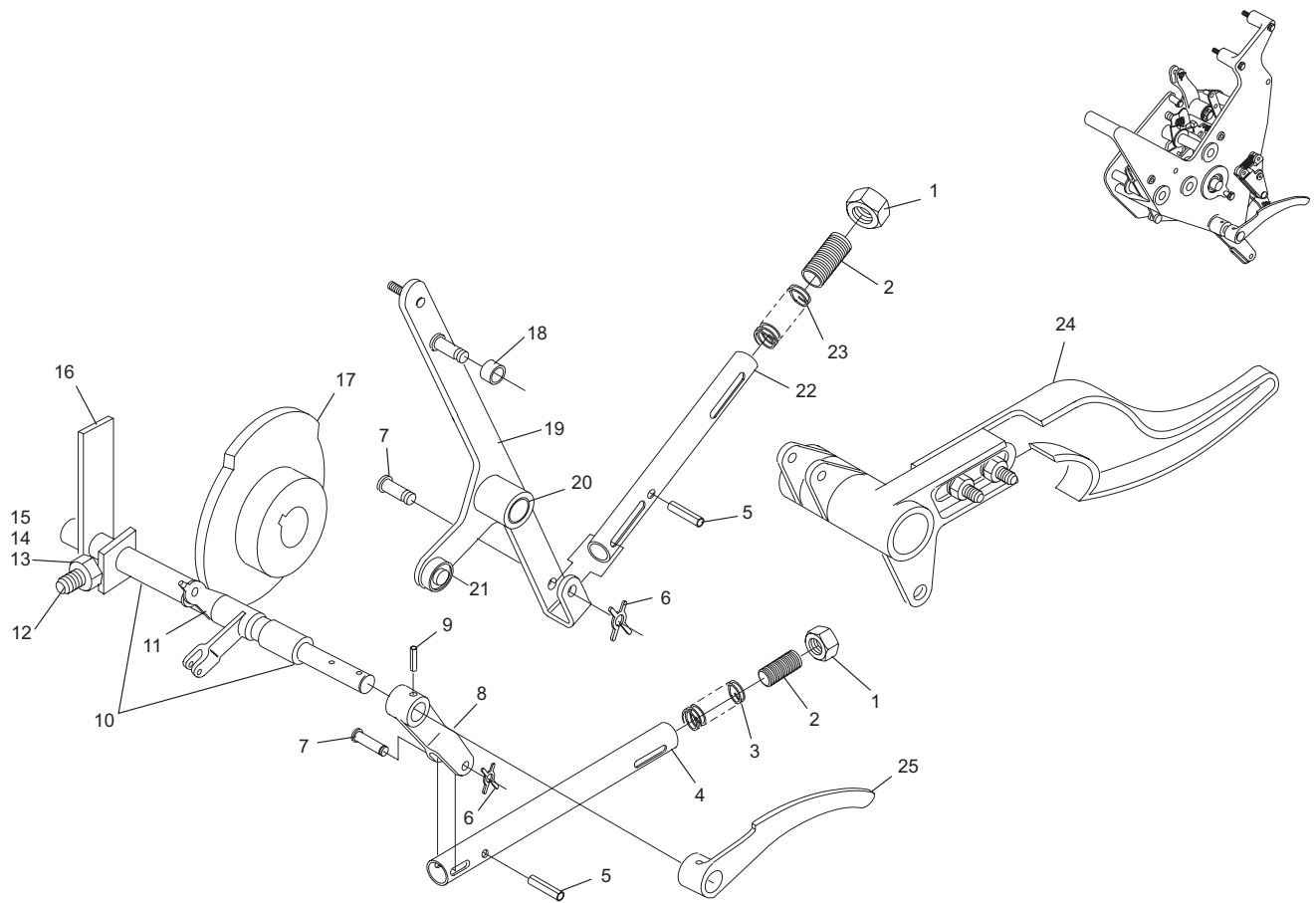


**Detector "B" Shaft Assembly
 (for machines prior to 90,000)**

Index

No.	Part No.	Description
1.	11-125213-001	Hex Jam Nut (5/8-18)
2.	11-100915-001	Headless Socket Set Screw (5/8-18 x 1-1/2")
3.	12-100087-000	Spring
4.	12-100057-000	Deck Hook Link
5.	11-360460-000	Spirol Pin (3/16 x 3/4")
6.	11-230001-001	X-Washer (1/8)
7.	12-100166-014	Pin
8.	12-100019-000	Lever
9.	11-345312-000	Roll Pin (3/16 x 1")
10.	12-100014-000	Shaft
11.	12-102108-000	Deck Hook Selector Assembly
12.	11-001186-001	Hex Head Bolt (1/4-20 x 1-1/4")
13.	11-125100-001	Hex Nut (1/4-20)
14.	11-195014-001	Lockwasher (1/4)
15.	11-190010-001	Flat Washer (1/4)
16.	12-100224-000	Lever
17.	12-100037-000	Cam
18.	12-100185-019	Spacer
19.	12-100410-000	Hook Selector
20.	11-420065-000	Bearing (.5025 I.D. X .753 O.D.)
	11-420062-000	Bearing (.503 I.D. X .628 O.D.)
21.	12-100170-018	Washer
	11-436000-000	Ball Bearing
22.	12-100054-000	Deck Hook Link
23.	12-100089-000	Compression Spring
24.	12-350802-600	Advanced Performance Deck Holding Assembly
	12-350802-000	Deck Hook Assembly
	12-350803-600	Advanced Performance Deck Holding Hook
	12-350803-000	Deck Hook
	12-350804-000	Deck Hook Hub
	12-350804-600	Advanced Performance Deck Hook Hub
25.	12-100155-000	Shoe

Detector Assembly



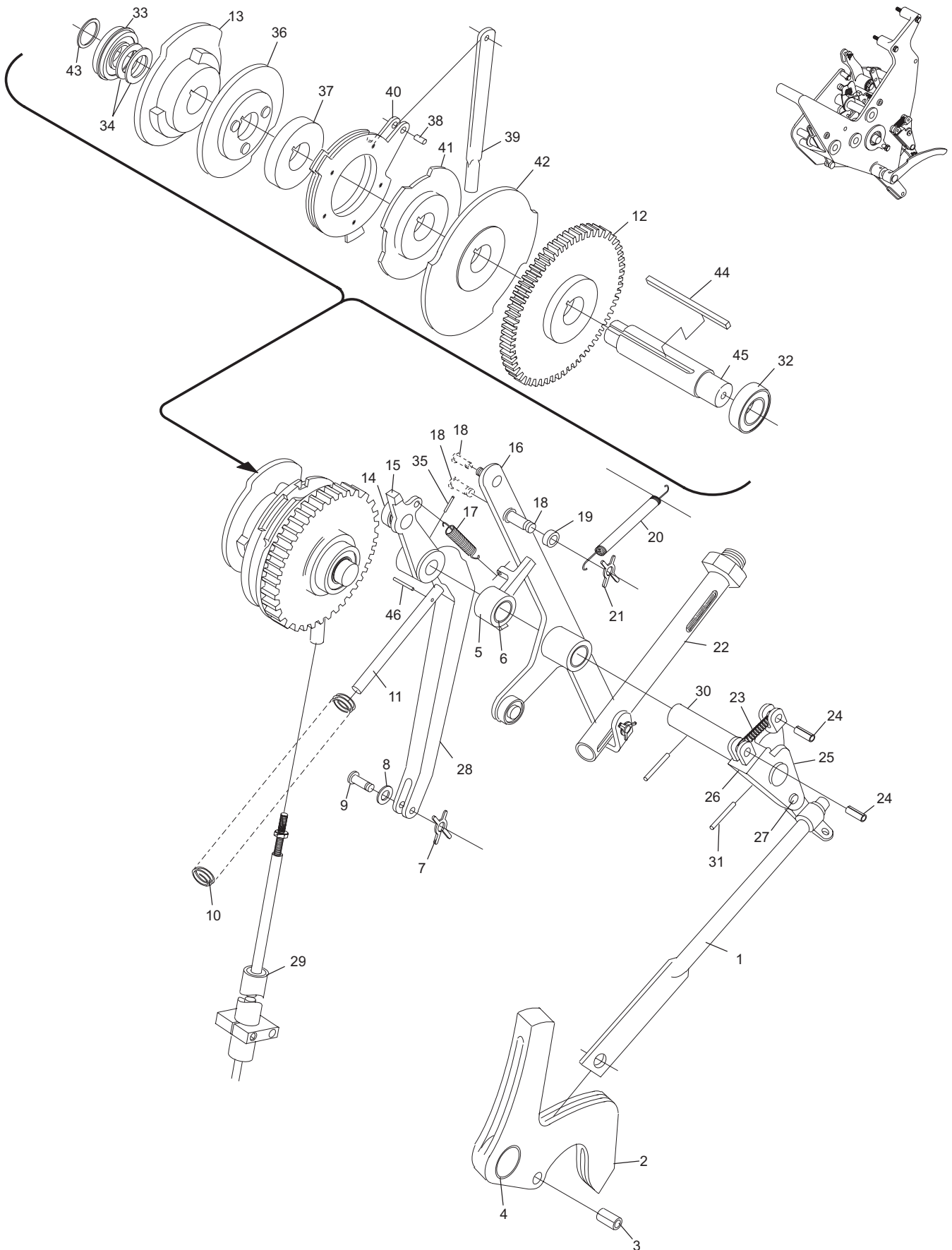
Detector Assembly

Index

No.	Part No.	Description
1.	12-100353-000	Link
2.	12-100238-051	Latch & Bearing Assembly
3.	11-345404-000	Roll Pin (1/4 x 1/2")
4.	11-420018-000	Sleeve Oilite Bearing
5.	12-100183-000	Deck Hook Latch Assembly
6.	11-420041-000	Bearing (.504 I.D. X .628 O.D.)
7.	11-230000-001	X-Washer (3/32)
8.	11-190006-001	Flat Washer - SAE (#10)
9.	12-100166-006	X-Washer Pin (7/8 x .187)
	12-100166-008	X-Washer Pin
10.	12-100082-000	Spring
11.	12-100077-000	Spring Guide
12.	12-100198-000	Detector Gear
13.	12-100037-000	Cam
14.	11-436000-000	Ball Bearing
15.	12-100189-000	"D" Shaft Assembly
16.	12-100410-000	Hook Selector
17.	12-100083-000	Tension Spring
18.	12-100166-004	X-Washer Pin
	12-100166-013	Pin
19.	12-100185-019	Spacer
20.	12-100156-000	Tension Spring
21.	11-230001-001	X-Washer (1/8)
22.	12-100057-000	Deck Hook Link
23.	12-100086-000	Tension Spring
24.	11-345304-000	Roll Pin (3/16 x 1/2")
25.	12-100175-000	Latch
26.	12-100097-000	Deck & Scissor Latch
27.	12-100166-011	X-Washer Pin
28.	12-100129-000	Scissor Cam Lever
29.	12-100261-000	Detector Rod Assembly
30.	12-100188-000	Shaft
31.	11-360264-000	Spiral Pin (3/32 x 1")
32.	11-431002-000	Ball Bearing
33.	11-431003-000	Ball Bearing
34.	10-191550-000	Washer
35.	11-360465-000	Spirol Pin (3/16 x 1-1/8")
36.	12-100501-000	Cam
37.	12-100502-000	Spacer
38.	11-345302-001	Roll Pin (3/16 x 3/8")
39.	N.A.	Detector Rod End
40.	12-100016-000	Detector Disc
	12-102380-000	Detector Disc
41.	12-100111-000	Cam
42.	12-100112-000	Cam
43.	12-100416-002	Shim (as required)
44.	12-100187-011	Square Key
45.	12-100070-000	Detector Shaft
46.	11-360364-000	Spirol Pin (1/8 x 1")

N.A. = No Longer Available

Detector Main Shaft Assembly



Detector Main Shaft Assembly

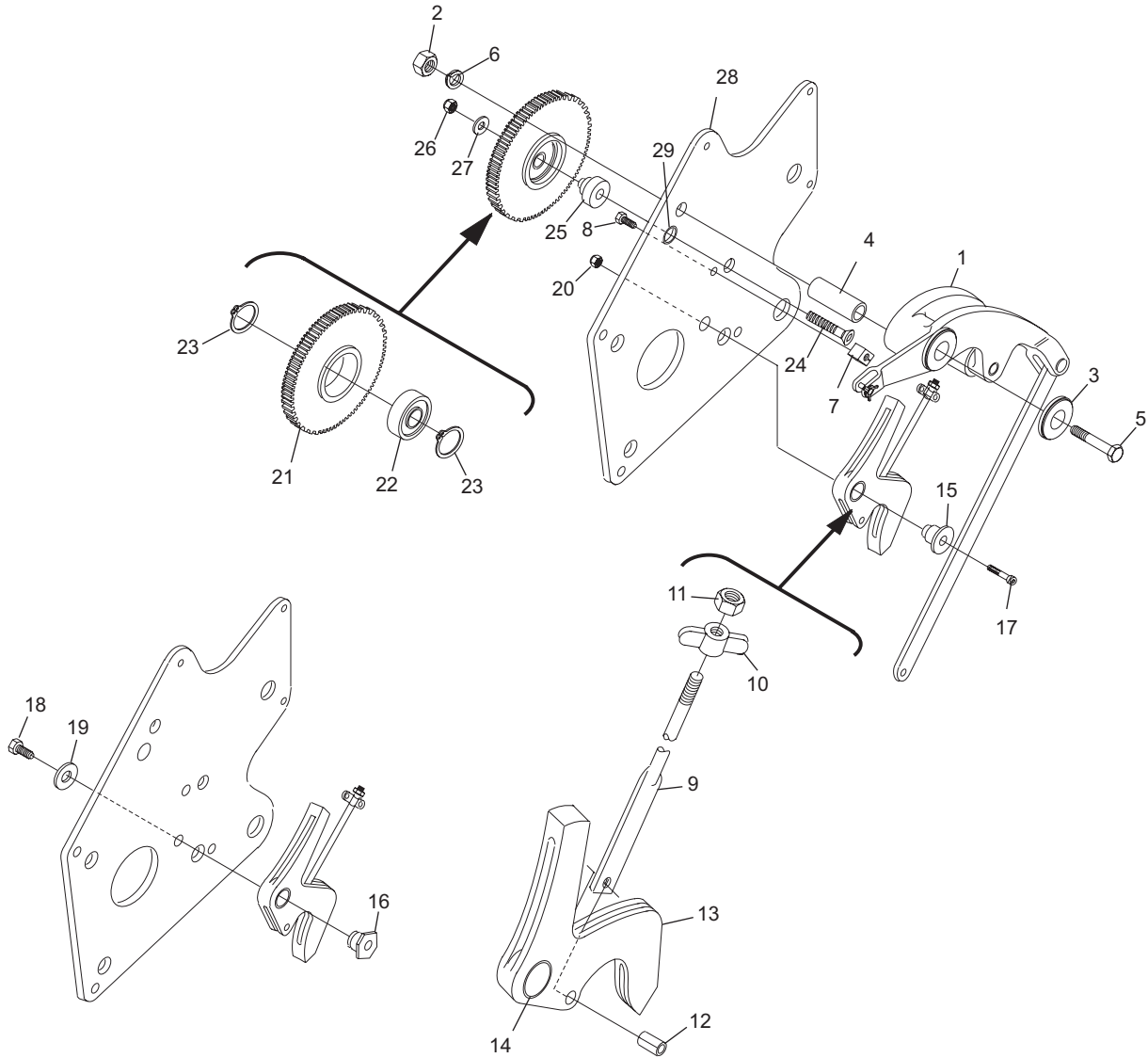
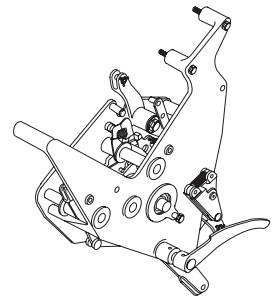
Index

No.	Part No.	Description
1.	12-100365-000	Scissor
2.	11-125108-001	Hex Nut (1/2-13)
3.	12-100170-007	Washer
4.	12-100046-003	Spacer
5.	11-001517-001	Hex Head Socket Cap Screw (1/2-13 x 3-1/4")
6.	11-195018-001	Lockwasher (1/2)
7.	12-100051-000	Stop
8.	11-015367-001	Hex Head Socket Cap Screw (5/16-18 x 3/4")
9.	12-100353-000	Link
10.	12-100354-000	Adjusting Block
11.	11-125203-001	Hex Jam Nut (5/16-24)
12.	11-345404-000	Roll Pin (1/4 x 1/2")
13.	12-100238-051	Latch & Bearing Assembly
14.	11-420018-000	Sleeve Oilite Bearing
15.	12-100488-000	Latch Stud
16.	*N.A.	Hex Head Latch Stud-See Note 1
17.	11-005263-001	Hex Head Socket Cap Screw (5/16-18 x 7/8")
18.	11-001262-001	Hex Head Cap Screw (5/16-18 x 3/4")
19.	11-190012-001	Flat Washer - SAE (5/16)
20.	11-170009-001	Hex Nut Nylock (5/16-18)
21.	12-100233-000	Idler Gear
22.	11-430012-000	Bearing - Single (.4724 ID X 1.2598 OD)
23.	11-531008-000	Inverted Internal Retaining Ring
24.	11-007190-001	Flat Head Socket Cap Screw (1/4-20 x 1-3/4")
25.	12-100080-000	Stud
26.	11-170007-001	Hex Nut Nylock (1/4-20")
27.	11-190010-001	Flat Washer (1/4)
28.	12-100207-000	Mounting Plate
29.	11-421015-000	Flanged Oilite Bearing

N.A. = No Longer Available

* The Hex Head Latch Stud is no longer available. Order index Nos.12, 17 and 20 as a replacement option.

Mounting Plate Assembly



Mounting Plate Assembly

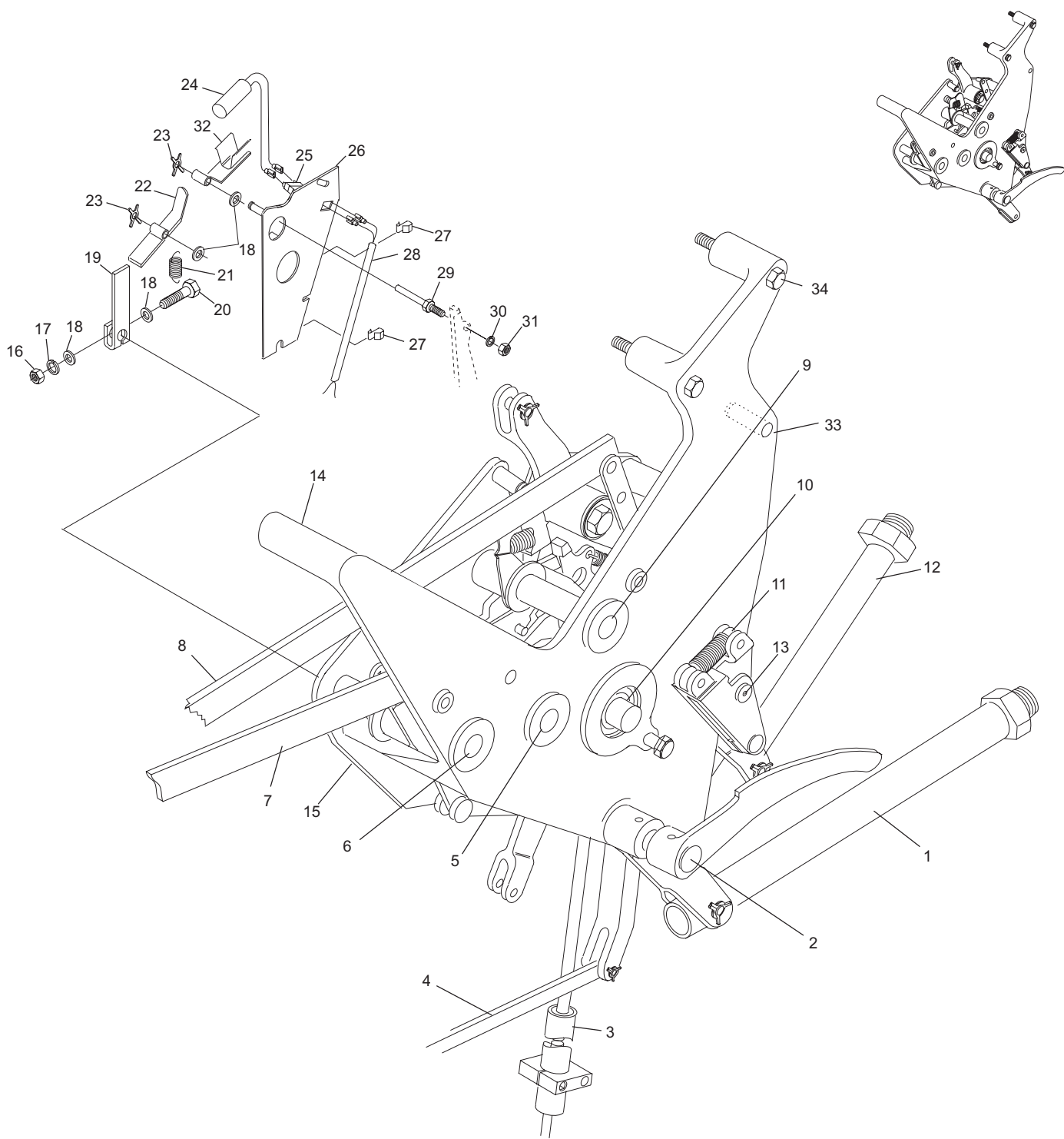
Index

No.	Part No.	Description
1.	12-100057-000	Deck Hook Link
2.	12-100014-000	Shaft
3.	12-100261-000	Detector Rod Assembly
4.	12-100903-000	Pin Detector Link
5.	*12-100004-004	Shaft
6.	12-100116-000	Shaft
7.	12-100337-000	Out-of-Range Link Assembly
8.	12-100040-004	Link
9.	12-100004-002	Shaft
10.	12-100070-000	Detector Shaft
11.	12-100097-000	Deck & Scissor Latch
12.	12-100054-000	Deck Hook Link
13.	12-100189-000	"D" Shaft Assembly
14.	12-100205-000	Mounting
15.	N.A.	Detector Mounting Plate Assembly
16.	11-125100-001	Hex Nut (1/4-20)
17.	11-195014-001	Lockwasher (1/4)
18.	11-190010-001	Flat Washer (1/4)
19.	12-100224-000	Lever
20.	11-001186-001	Hex Head Bolt (1/4-20 x 1-1/4")
21.	12-450051-000	Tension Spring
22.	12-750337-000	Latch Assembly
23.	11-230001-001	X-Washer (1/8)
24.	12-750362-000	Switch
25.	11-609202-000	Junction Terminal
	11-613510-000	Terminal Tab
26.	N.A.	Switch Plate Assembly
27.	12-750369-000	N.A. Clip
28.	N.A.	Strike Switch Harness
29.	12-750339-000	Pin
30.	11-196006-001	Hi-Collar Lockwasher (#8)
31.	11-125003-001	Hex Nut (#8-32)
32.	12-750344-000	Pivot Assembly
33.	12-100169-003	Pin
34.	11-017177-001	Round Head Cross Res. w/Ext. Tooth Lockwasher (10-24 x 2")

N.A. = No Longer Available

* For machines below S/N 27000, also order 12-100398-000 Standing Pin Controller.

Detector Assembly



Detector Assembly

Intentionally Blank Page

Section C

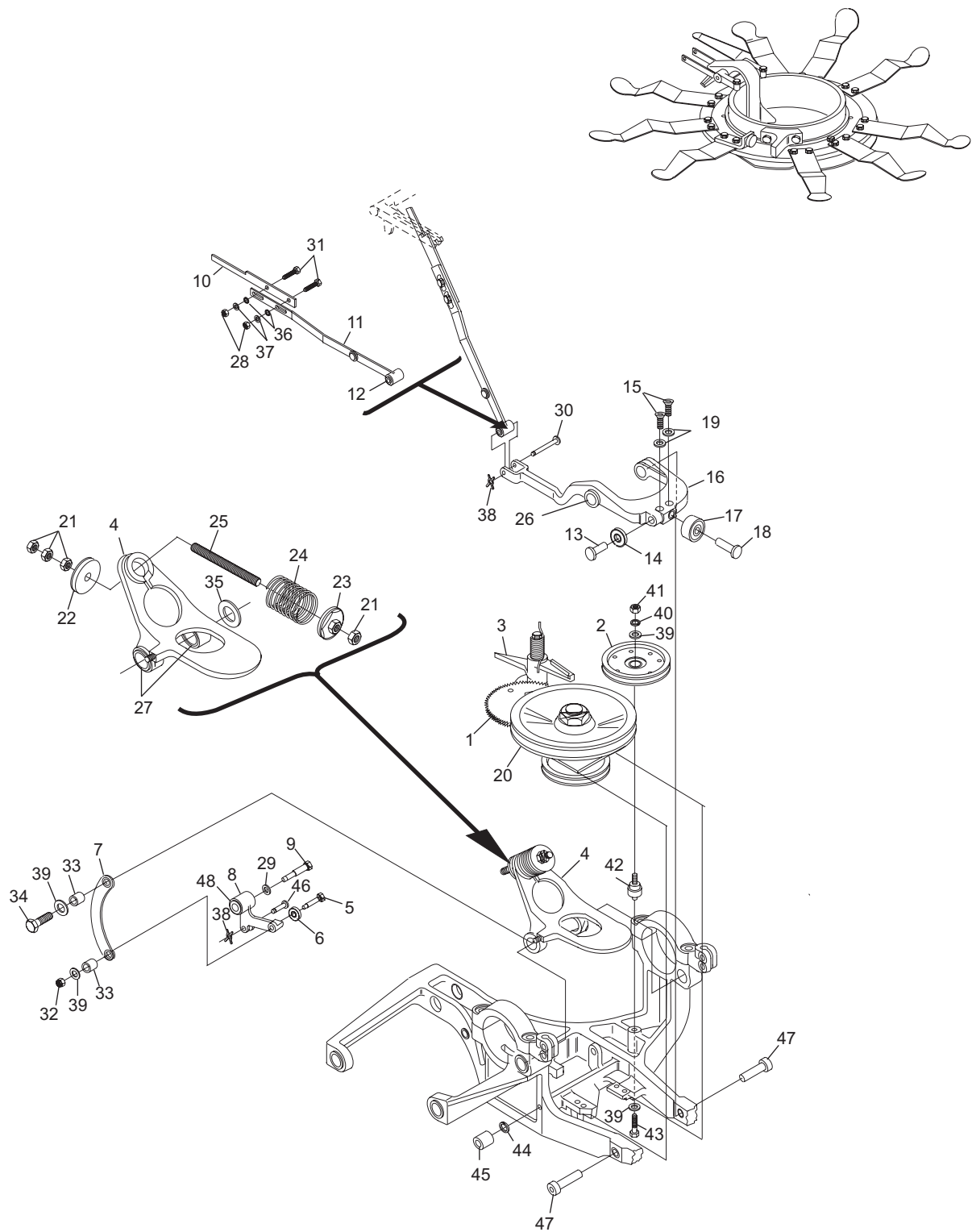
TURRET

No.	Part No.	Description
1.	12-150138-000	Turret Delay Gear & Cam
	11-421035-000	Flanged Oilite Bearing
2.	12-400219-000	Idler Pulley Assembly
3.	12-150011-000	Latch Assembly
	11-421065-000	Flanged Oilite Bearing
4.	*12-150064-000	Trip Lever Assembly
5.	12-150120-000	Stud
6.	12-862171-000	Ball Bearing
7.	12-150065-000	Link
8.	12-150051-000	Turret Indexing Bell Crank Assembly
9.	12-150072-000	Shoulder Screw
10.	12-150057-003	Strap (standard)
	12-860808-000	Heavy Duty Pin Gate Strap
11.	12-150227-000	Linkage Assembly
12.	11-420048-000	Bearing (.1885 I.D. X .3145 O.D.)
13.	12-150056-003	Roller Stud
14.	11-500001-000	Ball Bearing
15.	11-007090-001	Flat Head Socket Cap Screw (10-24 x 5/8")
	11-015163-001	Hex Head Socket Cap Screw w/ External Tooth Lockwasher
16.	12-150013-000	Turret Stop Lever Assembly
17.	90-150303-000	Delrin Turret Stop Roller
18.	12-150056-002	Roller Stud
19.	11-198508-001	Countersunk Lockwasher (#10)
20.	12-150198-000	Clutch & Mount
21.	11-125204-001	Hex Jam Nut (3/8-16)
22.	12-150168-000	Stop Washer Assembly
23.	12-150063-000	Spring Seat Assembly
24.	12-150087-000	Compression Spring
25.	12-150062-000	Stud
26.	N.A.	Bearing
27.	11-421047-000	Bearing (.753 I.D. X .876 O.D.)
28.	11-125004-001	Hex Nut (#10-24)
29.	11-190014-001	Flat Washer (3/8)
30.	12-150158-012	X-Washer Pin
31.	11-001062-001	Hex Head Cap Screw (10-24 x 3/4")
32.	11-170106-001	Hex Nut Flexlock (1/4-20)
33.	12-150190-000	Sleeve Oilite Bearing
34.	11-110130-001	Hex Head Machine Screw (1/4-7/64 x 3/4")
35.	12-150157-003	Washer
36.	11-190006-001	Flat Washer - SAE (#10)
37.	11-195010-001	Lockwasher (#10)
38.	11-230000-001	X-Washer (3/32)
39.	11-190010-001	Flat Washer (1/4)
40.	11-195014-001	Lockwasher (1/4)
41.	11-125100-001	Hex Nut (1/4-20)
42.	12-150186-000	Spacer
43.	11-005196-001	N.A. Socket Head Cap Screw (1/4-20 x 3")
44.	11-195015-001	Lockwasher (5/16)
45.	12-150191-000	Internal Wrenching Nut
46.	12-150158-013	X-Washer Pin
47.	12-150166-000	Pin
48.	11-421048-000	Flanged Oilite Bearing

N.A. = No Longer Available

* Trip Lever Assembly, includes: 12-150062-000 Stud (not shown)
12-150087-000 Compression Spring, 12-150168-000 Stop Washer Assembly,
11-421047-000 Bearing, 12-150063-000 Spring Seat

Turret Clutch and Pulley Assembly (Old Style)



**Turret Clutch and Pulley Assembly
(Old Style)**

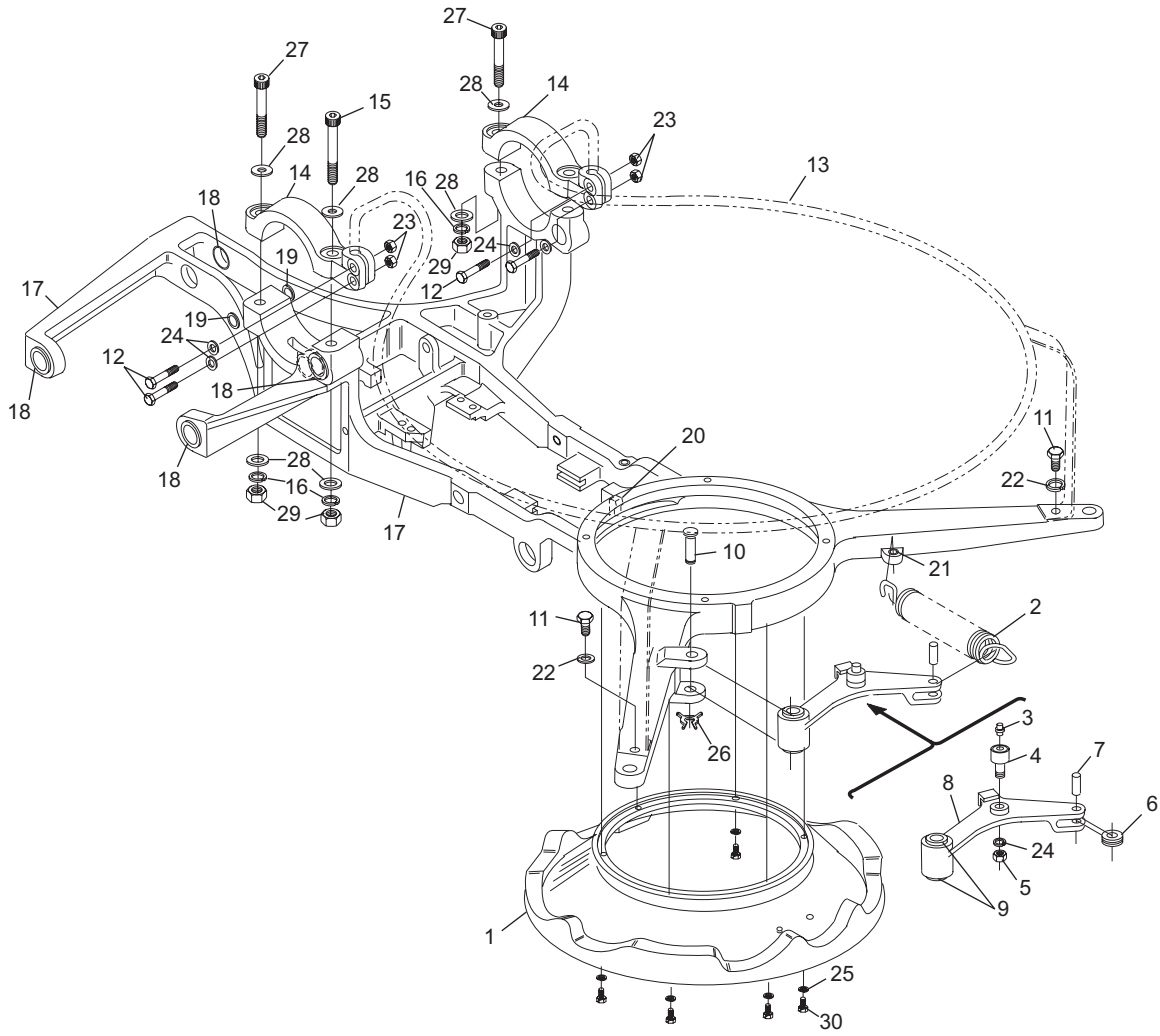
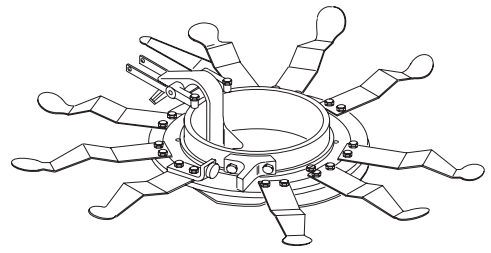
Index

No.	Part No.	Description
1.	N.A.	Cast Turret Indexing Pulley
2.	12-150070-000	Tension Spring
3.	12-150183-000	Grease Fitting
4.	11-480001-000	Cam Follow Needle Bearing
5.	11-125101-001	Hex Nut (1/4-28)
6.	12-150130-002	Wheel
7.	11-345408-001	Roll Pin (1/4 x 3/4")
8.	12-150214-000	Turret Release Lever Assembly
9.	11-421008-000	Flanged Oilite Bearing
10.	12-150281-000	Pivot Pin
11.	11-001260-001	Hex Head Cap Screw (5/16-18 x 5/8")
12.	11-002006-001	Hex Head Cap Screw (1/4-20 x 1-1/2")
13.	12-150117-000	Halo Ring Assembly
14.	*N.A.	Frame Cap
15.	11-005357-001	Hex Head Socket Cap Screw (3/8-16 x 3-1/4")
16.	11-195016-001	Lockwasher (3/8)
17.	12-150228-000	N.A. Turret Frame Assembly
18.	11-421049-000	Bearing (.753 I.D. x .878 O.D.)
19.	11-421009-000	Bearing (.3765 I.D. X .502 O.D.)
20.	11-420006-000	Bearing (.3765 I.D. X .503 O.D.)
21.	12-200047-003	Spacer
22.	11-195015-001	Lockwasher (5/16)
23.	11-125100-001	Hex Nut (1/4-20)
24.	11-195014-001	Lockwasher (1/4)
25.	11-195010-001	Lockwasher (#10)
26.	11-230003-001	X Washer (3/16)
27.	11-005354-001	Hex Head Socket Cap Screw (3/8-16 x 2-1/2")
28.	11-190014-001	Flat Washer (3/8)
29.	11-125104-001	Hex Nut (3/8-16)
30.	11-006088-001	Button Head Socket Cap Screw (10-24 x 1/2")

N.A. = No Longer Available

* Replace old cap with 12-150229-000 and 2 each 11-005359-000 cap screws.

Turret Index Pulley Assembly



Turret Index Pulley Assembly

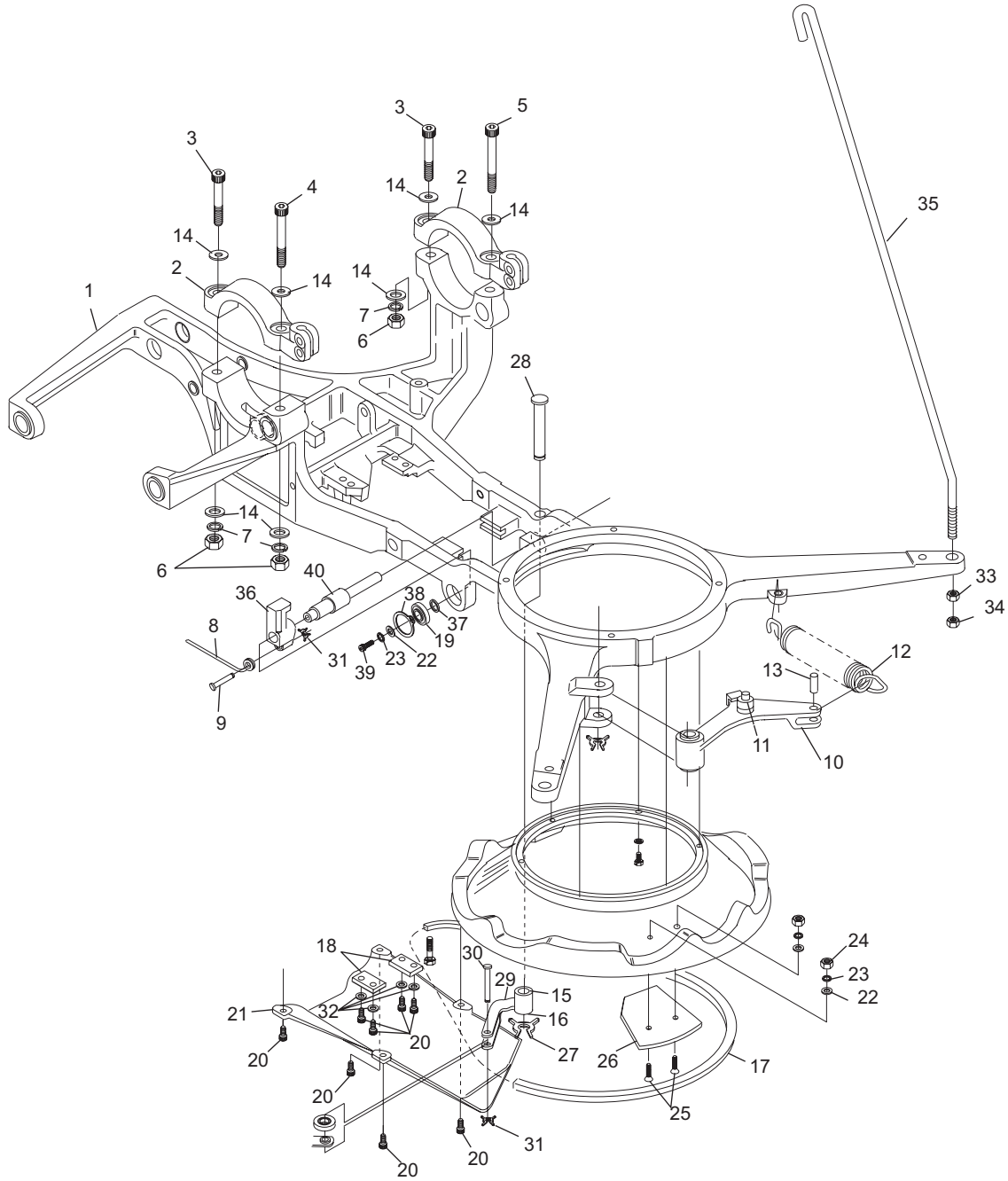
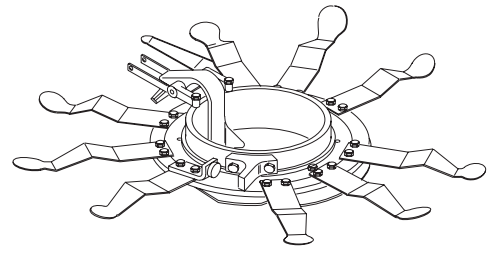
Index

No.	Part No.	Description
1.	12-150228-000	N.A. Turret Frame Assembly
2.	12-150229-000	N.A. Cap
3.	11-005356-001	Hex Head Socket Cap Screw (3/8-16 x 3")
4.	11-005360-001	Hex Head Socket Cap Screw (3/8-16 x 4")
5.	11-005354-001	Hex Head Socket Cap Screw (3/8-16 x 2-1/2")
6.	11-125104-001	Hex Nut (3/8-16)
7.	11-195016-001	Lockwasher (3/8)
8.	12-150289-000	Link
9.	12-150158-007	X-Washer Pin (1-3/32 X .186)
10.	12-150214-000	Turret Release Lever Assembly
11.	11-480001-000	Cam Follow Needle Bearing
12.	12-150070-000	Tension Spring
13.	11-345408-001	Roll Pin (1/4 x 3/4")
14.	11-190014-001	Flat Washer (3/8)
15.	11-420043-000	Sleeve Oilite Bearing
16.	11-421039-000	Bearing (.3135 I.D. X .440 O.D.)
17.	12-150113-000	Belt
18.	12-150059-000	Plate
19.	11-500001-000	Ball Bearing
20.	11-005178-001	Hex Head Socket Cap Screw (1/4-20 x 1/2")
21.	12-150187-000	Bottom Protector
22.	11-190006-001	Flat Washer - SAE (#10)
23.	11-195010-001	Lockwasher (#10)
24.	11-125004-001	Hex Nut (#10-24)
25.	11-007094-000	Flat Head Socket Cap Screw (10-24 x 1")
26.	N.A.	Pin Guide Block, pin necessary to stay
27.	11-230002-001	X-Washer (5/32)
28.	12-150158-004	X-Washer Pin
29.	12-150279-000	Lever Assembly
30.	12-150158-006	X-Washer Pin
31.	11-230000-001	X-Washer (3/32)
32.	11-195014-001	Lockwasher (1/4)
33.	11-125106-001	Hex Nut (7/16-14)
34.	11-125206-001	Hex Jam Nut (7/16-14)
35.	12-150085-000	Support Rod
36.	12-150235-000	Turret Index Latch Assembly (See Note)
37.	12-150157-004	Washer
38.	11-530514-000	Internal Retaining Ring (1.282 I.D.)
39.	11-005086-001	Hex Head Socket Cap Screw (10-24 x 3/8")
40.	12-150259-000	Shaft (See Note)

N.A. = No Longer Available

NOTE: 12-150277-000 Shaft and Latch Assembly includes: 11-420032-000 Bearing (.3765 I.D. X .503 O.D.), 12-150249-000 Shaft, 12-150235-000 Latch Assembly and 10-381244-000 Spacer

Turret Assembly



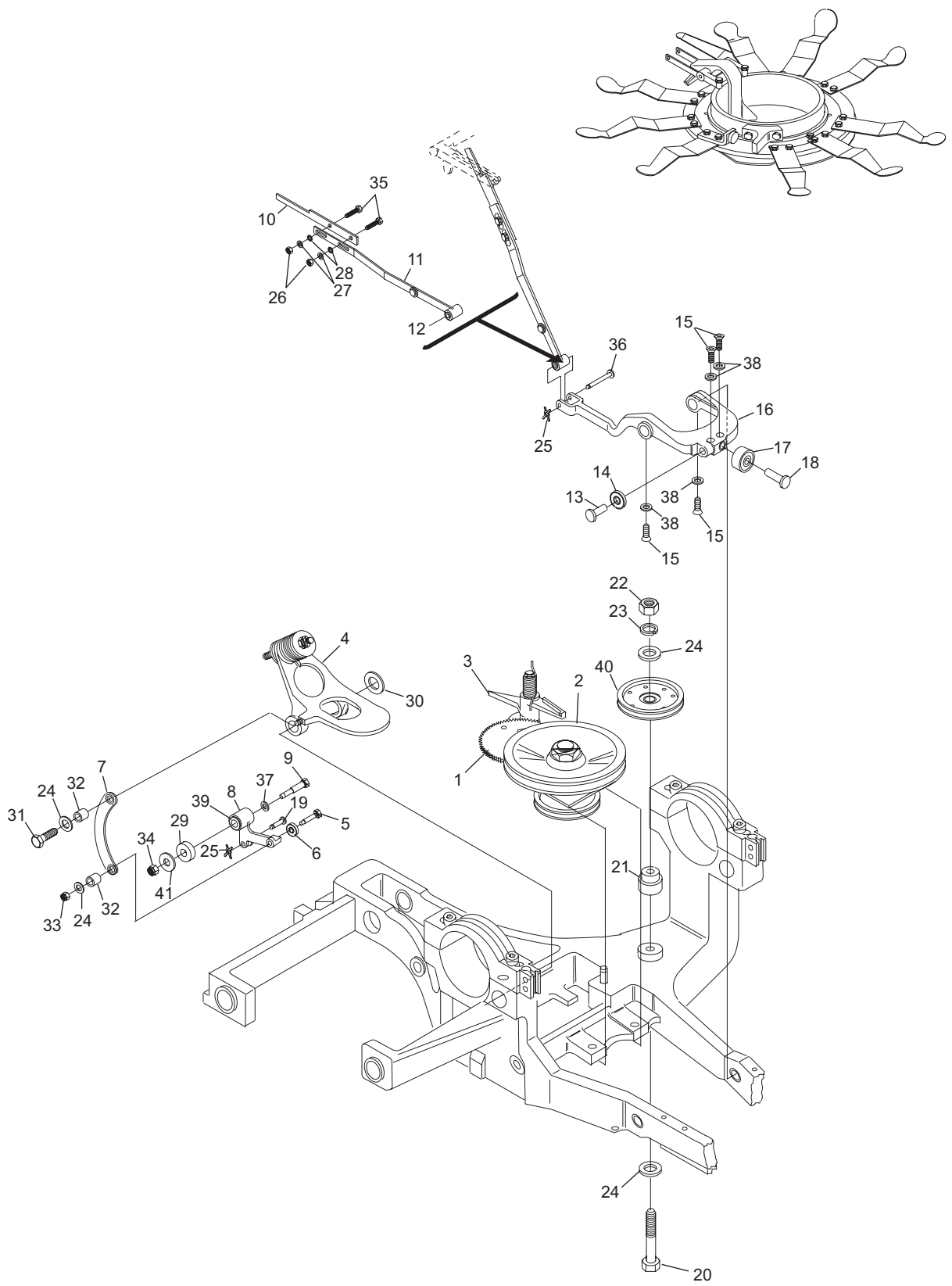
Turret Assembly

Index

No.	Part No.	Description
1.	12-150138-000	Turret Delay Gear
	11-421035-000	Flanged Oilite Bearing
2.	12-150198-000	Clutch & Mount Assembly - Early Version (See Note)
3.	12-150011-000	Latch Assembly
	11-421065-000	Flanged Oilite Bearing
4.	12-150064-000	Trip Lever Assembly
	12-150062-000	Stud
	12-150087-000	Compression Spring
	12-150168-000	Stop Washer Assembly
	11-421047-000	Bearing (.753 I.D. X .876 O.D.)
	12-150063-000	Spring Seat Assembly
5.	12-150120-000	Stud
6.	12-862171-000	Ball Bearing
7.	12-150065-000	Link
8.	12-150051-000	Turret Indexing Bell Crank Assembly
9.	12-150252-000	Shoulder Screw
10.	12-150057-003	Strap
	12-860808-000	Heavy Duty Pin Gate Strap
11.	12-150227-000	Linkage Assembly
12.	11-420048-000	Bearing (.1885 I.D. X .3145 O.D.)
13.	12-150056-003	Roller Stud
14.	11-500001-000	Ball Bearing
15.	11-007090-001	Flat Head Socket Cap Screw (10-24 x 5/8")
16.	12-150231-000	Turret Stop Lever
17.	90-150303-000	Delrin Turret Stop Roller
18.	12-150056-002	Roller Stud
19.	12-150158-013	X-Washer Pin
20.	11-002008-001	Hex Head Socket Cap Screw (1/4-20 x 2")
21.	12-150186-000	Spacer
22.	11-125100-001	Hex Nut (1/4-20)
23.	11-195014-001	Lockwasher (1/4)
24.	11-190010-001	Flat Washer (1/4)
25.	11-230000-001	X-Washer (3/32)
26.	11-125004-001	Hex Nut (#10-24)
27.	11-195010-001	Lockwasher (#10)
28.	11-190006-001	Flat Washer - SAE (#10)
29.	12-150245-000	Spacer
30.	12-150157-003	Washer
31.	11-110130-001	Hex Head Machine Screw (1/4-7/64 x 3/4")
32.	12-150190-000	Sleeve Oilite Bearing
33.	11-170106-001	Hex Nut Flexlock (1/4-20)
34.	11-170010-001	Hex Nut Nylock (5/16-24)
35.	11-001062-001	Hex Head Cap Screw (10-24 x 3/4")
36.	12-150158-012	X-Washer Pin
37.	11-190014-001	Flat Washer (3/8)
38.	11-198508-001	Countersunk Lockwasher (#10)
39.	11-421048-000	Flanged Oilite Bearing
40.	12-400219-000	Idler Pulley Assembly
41.	11-190012-001	Flat Washer - SAE (5/16)

NOTE: The Turret Clutch & Mount Assembly 12-150198-000 is for machine S/N 1583 to S/N 12844, please see page 16C for a more detailed drawing. For machines S/N 12844 to 61194, please see page 18C.

Turret Assembly



Turret Assembly

Index

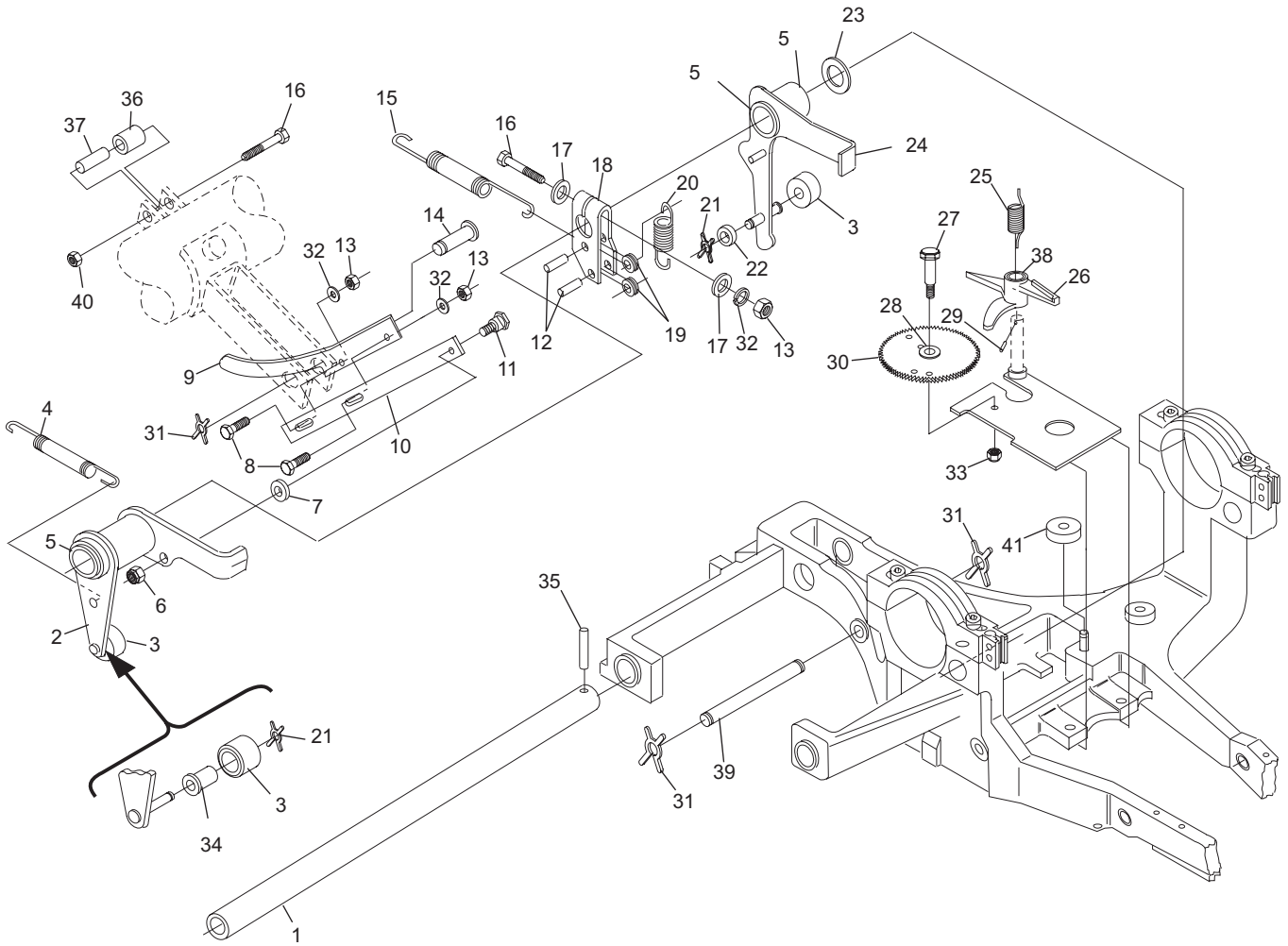
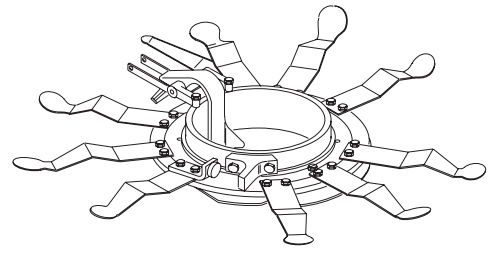
No.	Part No.	Description
1.	12-150143-002	Shaft
2.	12-150176-000	L.H. Blocking Finger
3.	12-150142-002	Bumper
4.	12-150213-000	Restricted Drop Spring
5.	11-421038-000	Flanged Bronze Bearing
6.	11-170104-001	Flexlock Hex Nut (#10-24) (for machines prior to 12801)
	11-170106-001	Hex Nut Flexlock (1/4-20) (for machines serial #12801 and up)
7.	12-150209-002	Restricted Drop Spacer
8.	11-001183-001	Hex Head Cap Screw (1/4-20 x 7/8")
9.	12-150298-000	Restricted Drop Link - Lower
10.	12-150210-000	Restricted Drop Link - Upper
11.	11-106525-000	Hex Head Socket Cap Screw (5/16 x 3/8 1/4-20) (for serial #12801 and up) 12-150195-000 Latch Shoulder Screw (for machines prior to serial #12801) (See Note 3)
12.	11-345304-000	Roll Pin (3/16 x 1/2")
13.	11-125100-001	Hex Nut (1/4-20)
14.	12-150158-016	X-Washer Pin (See Note 1)
15.	12-150025-000	Tension Spring
16.	11-001190-001	Hex Head Cap Screw (1/4-20 x 1-3/4")
17.	11-190010-001	Flat Washer (1/4)
18.	12-150271-000	Lever & Spring Wheel Assembly
19.	12-150130-005	Spring Wheel
20.	12-150215-000	Spring (for machines prior to 12844)
	12-150272-000	Spring A A-2 (for machines 12844 and up)
21.	11-230001-001	X-Washer (1/8)
22.	12-150130-006	Wheel
23.	12-150157-002	N.A. Washer
24.	12-150200-000	R.H. Blocking Finger
25.	12-150012-000	Torsion Spring
26.	12-150011-000	Latch Assembly
27.	12-150254-000	Stud
28.	11-421035-000	Flanged Oilite Bearing
29.	11-360365-001	Spirol Pin (1/8 x 1-1/8")
30.	12-150138-000	Turret Delay Gear
31.	11-230003-001	X Washer (3/16)
32.	11-195014-001	Lockwasher (1/4)
33.	11-170010-001	Hex Nut Nylock (5/16-24)
34.	11-421037-000	Bearing (.253 I.D. X .377 O.D.)
35.	11-360466-000	Spirol Pin (3/16 x 1-1/4")
36.	12-150282-000	Roller
37.	12-150209-004	Spacer
38.	11-421065-000	Flanged Oilite Bearing
39.	12-150023-002	X-Washer Pin
40.	11-170007-001	Hex Nut Nylock (1/4-20)
41.	12-150246-000	Bumper (1-1/16")
	12-150246-002	Bumper (1-1/4")

NOTE 1: Use 12-150158-014 (1-1/16" Pin) or 12-150158-016 (1-57/64" Pin) depending on bracket size

NOTE 2: Order 11-421037-000 Bearing and 11-23001-001 X-Washer, for machines so equipped. Not Illustrated.

NOTE 3: Bolt T153A & nut T154 can replace screw T153 and nut T152 in machines prior to serial #12801, provided that the mating hole in the latch assembly T151 is resized to 1/4".

Turret Assembly (New Style)



Turret Assembly (New Style)

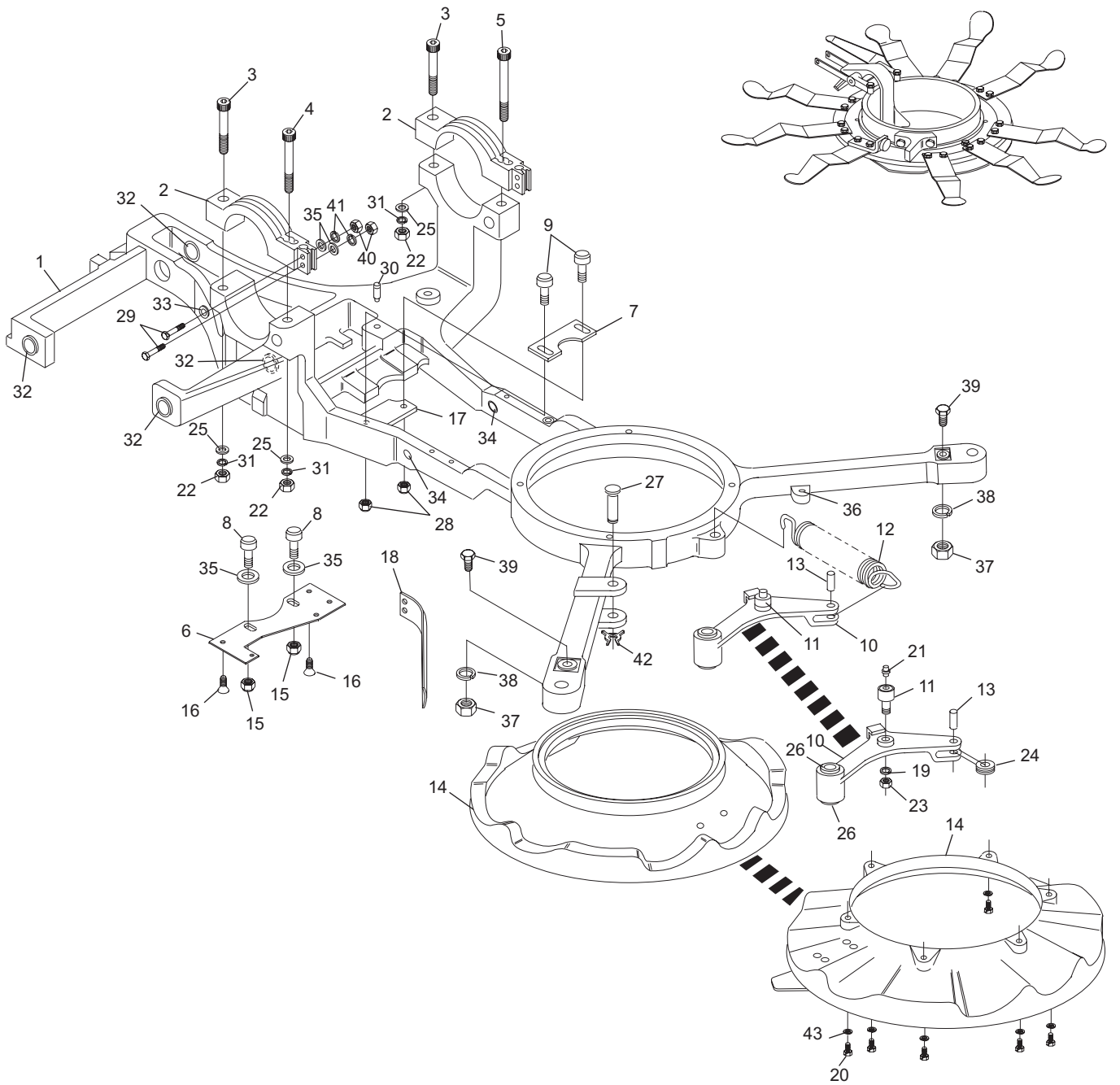
Index

No.	Part No.		Description
1.	12-150228-000	N.A.	Turret Frame Assembly
2.	12-150229-000	N.A.	Cap
3.	11-005356-001		Hex Head Socket Cap Screw (3/8-16 x 3")
4.	11-005360-001		Hex Head Socket Cap Screw (3/8-16 x 4")
5.	11-005354-001		Hex Head Socket Cap Screw (3/8-16 x 2-1/2")
6.	12-150248-000		Bracket
7.	12-150261-000		Plate
8.	12-150242-000		Slide
9.	12-150260-000		Slide
10.	12-150214-000		Turret Release Lever Assembly (does not include cam follower)
11.	11-480001-000		Cam Follow Needle Bearing
12.	12-150070-000		Tension Spring
13.	11-345408-001		Roll Pin (1/4 x 3/4")
14.	12-150290-000		Turret Indexing Cam Assembly (See Note)
15.	11-170008-001		Hex Nut Nylock (1/4-28)
16.	11-007182-001		Flat Head Socket Cap Screw (1/4-20 x 3/4")
17.	12-150250-000		Stop
18.	N.A.		Pin Retainer (applicable for all machines prior to S/N 29000)
19.	11-195014-001		Lockwasher (1/4)
20.	11-006088-001		Button Head Socket Cap Screw (10-24 x 1/2")
21.	12-150183-000		Grease Fitting
22.	11-125104-001		Hex Nut (3/8-16)
23.	11-125101-001		Hex Nut (1/4-28)
24.	12-150130-002		Wheel
25.	11-190014-001		Flat Washer (3/8)
26.	11-421008-000		Flanged Oilite Bearing
27.	12-150281-000		Pivot Pin
28.	11-170107-001		Self-Locking Thin Nut (1/4-28)
29.	11-002006-001		Hex Head Cap Screw (1/4-20 x 1-1/2")
30.	12-150244-000		Stud
31.	11-195016-001		Lockwasher (3/8)
32.	11-421049-000		Bearing (.753 I.D. X .878 O.D.)
33.	11-421009-000		Bearing (.3765 I.D. X .502 O.D.)
34.	12-150255-000		Flanged Oilite Bearing
35.	11-190010-001		Flat Washer (1/4)
36.	12-200047-003		Spacer
37.	11-125102-001		Hex Nut (5/16-18)
38.	11-195015-001		Lockwasher (5/16)
39.	11-001270-001		Hex Head Cap Screw (5/16-18 x 1-3/4")
40.	11-125100-001		Hex Nut (1/4-20)
41.	22-195014-001		Lockwasher (1/4)
42.	11-230003-001		X Washer (3/16)
43.	11-195010-001		Lockwasher (#10)

N.A. = No Longer Available

NOTE: When replacing cast Indexing Cam, order: 12-150290-000, 12-150289-000, 12-1502779-000 (2 each), 12-150206-000, 12-150307-000, and 12-150293-000 (2 each)

Turret Indexing Cam Assembly



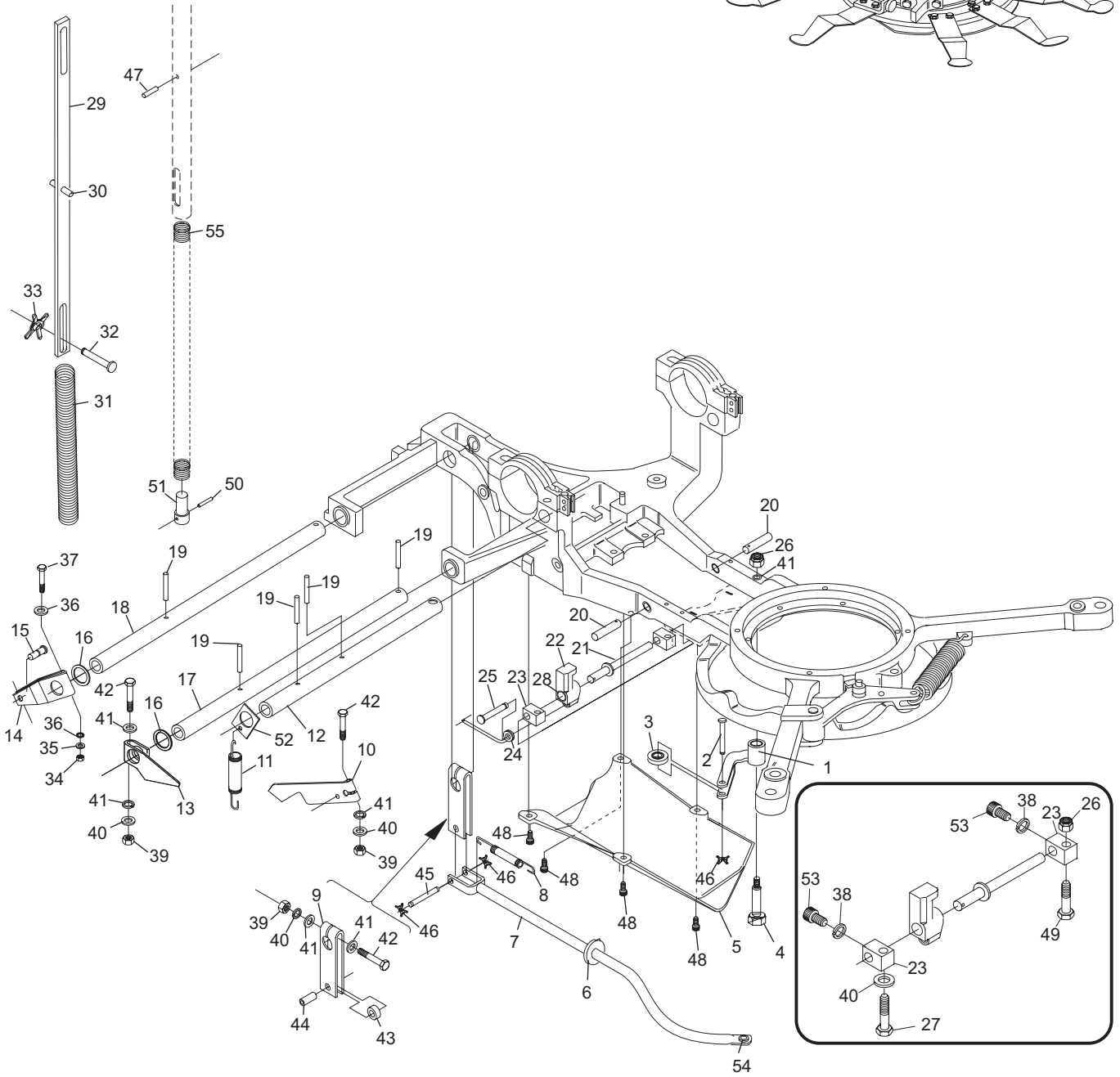
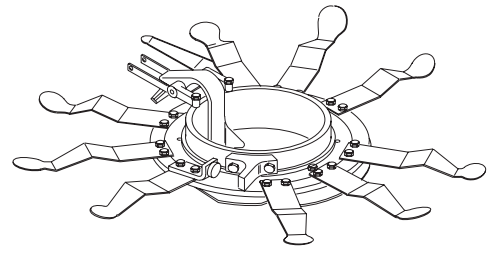
Turret Indexing Cam Assembly

Index

No.	Part No.	Description
1.	12-150279-000	Lever Assembly
	11-420043-000	Sleeve Oilite Bearing
	11-421039-000	Bearing (.3135 I.D. X .440 O.D.)
2.	12-150158-006	X-Washer Pin
3.	12-150226-000	Roller & Bearing Assembly
4.	12-150247-000	Stud
5.	12-150187-000	Bottom Protector
6.	12-150142-003	Bumper
	12-150287-000	Interlock Link and Lever Assembly (not shown)
7.	12-150234-000	Interlock Link Assembly
8.	12-150132-000	Tension Spring
9.	12-150147-000	Lever Assembly
10.	12-150111-000	Latch
11.	12-150090-000	Tension Spring
12.	12-150069-000	Trip Lever Shaft
13.	12-150144-000	Lever
14.	12-150145-000	Lever
15.	12-150071-000	Pin
16.	12-150157-003	Washer
17.	12-150143-003	Interlock Shaft
18.	12-150143-002	Shaft
19.	11-360466-000	Spirol Pin (3/16 x 1-1/4")
20.	12-150236-000	Pin
21.	12-150259-000	Shaft
22.	12-150235-000	Turret Index Latch Assembly
23.	12-150293-000	Shaft Clamp
24.	12-150289-000	Link
25.	12-150158-007	X-Washer Pin (1 3/32 X .186)
26.	11-170008-001	Hex Nut Nylock (1/4-28)
27.	11-002006-001	Hex Head Cap Screw (1/4-20 x 1-1/2")
28.	12-150256-000	Bronze Bearing
29.	12-100904-000	Link Clutch Release Lever
30.	11-345310-001	Roll Pin (3/16 x 7/8")
31.	12-100167-000	Spring
32.	12-100166-007	X-Washer Pin
33.	11-230001-001	X-Washer (1/8)
34.	11-125102-001	Hex Nut (5/16-18)
35.	11-195015-001	Lockwasher (5/16)
36.	11-190012-001	Flat Washer - SAE (5/16)
37.	11-001270-001	Hex Head Cap Screw (5/16-18 x 1-3/4")
38.	11-196008-001	Hi-Collar Lockwasher (#10)
39.	11-125100-001	Hex Nut (1/4-20)
40.	11-195014-001	Lockwasher (1/4)
41.	11-190010-001	Flat Washer (1/4)
42.	11-001190-001	Hex Head Cap Screw (1/4-20 x 1-3/4")
43.	12-150125-000	Roller
44.	11-420000-000	Sleeve Oilite Bearing
45.	12-150023-007	X-Washer Pin
46.	11-230000-001	X-Washer
47.	11-345304-000	Roll Pin (3/16 x 1/2")
48.	11-005178-001	Hex Head Socket Cap Screw (1/4-20 x 1/2")
49.	11-002035-001	Hex Head Socket Cap Screw (1/4-28 x 1-1/4")
50.	11-345154-000	Roll Pin (1/8 x 1/2")
51.	12-150149-000	Plunger
52.	12-150088-000	Spring Hook
53.	11-005118-001	Hex Head Socket Cap Screw (10-32 x 1/2")
54.	11-421061-000	Flanged Oilite Bearing
55.	12-150127-000	Spring

N.A. = No Longer Available

Turret Assembly



Turret Assembly

Index

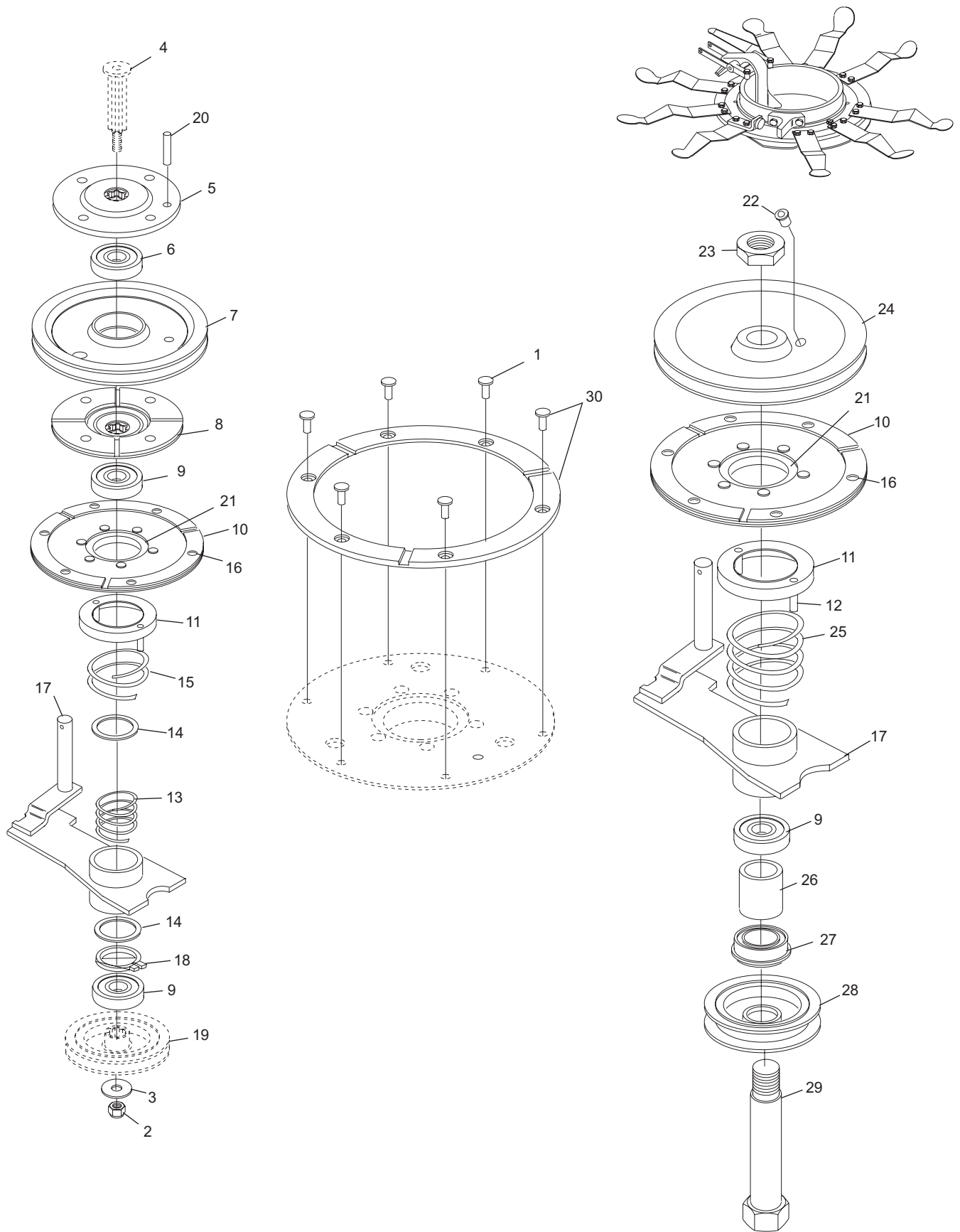
No.	Part No.	Description
1.	11-300001-001	Tubular Flat Head Rivet
2.	11-170108-001	Flexlock Hex Nut (5/16-18)
3.	N.A.	Washer
4.	N.A.	Shaft Assembly (splined)
5.	N.A.	Top Hub & Disc Assembly
6.	N.A.	Bearing
7.	N.A.	Pulley
8.	*N.A.	Bottom Hub & Disc Assembly
9.	11-431006-000	Ball Bearing
10.	12-860804-000	Friction Disc Assembly
11.	12-150004-000	Guide
12.	11-345161-000	Roll Pin (1/8 x 15/16")
13.	12-150026-000	Spring
14.	N.A.	Washer
15.	12-150027-000	N.A. Compression Spring
16.	12-150239-000	Clutch Face Plug
17.	12-150010-000	Clutch Mount Assembly
18.	N.A.	Retaining Ring
19.	**N.A.	Turret Drive Pulley
20.	11-345408-001	Roll Pin (1/4 x 3/4")
21.	12-150154-000	Flanged Oilite Bearing
22.	12-100162-000	Ball Valve
23.	11-125265-001	Hex Jam Nut (3/4-16)
24.	12-150220-000	Turret Clutch Drive Pulley
25.	12-150222-000	Compression Spring
26.	12-150217-000	Spacer
27.	11-431010-000	Ball Bearing
28.	12-150219-000	Pulley
29.	12-150216-000	Shaft only
30.	12-860805-000	Turret Clutch Facing Kit

N.A. = No Longer Available

* Use 12-150220-000 Pulley and 12-150216-000 Shaft.

** Complete Clutch Assembly 12-150198-000 is interchangeable on machines prior to S/N 1583 with the addition of the following parts: 12-150234-000 Interlock Link Assembly, 12-150013-000 Turret Stop Lever Assembly, 11-007090-001 Flat Head Socket Cap Screw (10-24 x 5/8"), 11-198508-001 Countersunk Lockwasher (#10)

Turret Clutch and Pulley Assembly (Old Style)



**Turret Clutch and Pulley Assembly
(Old Style)**

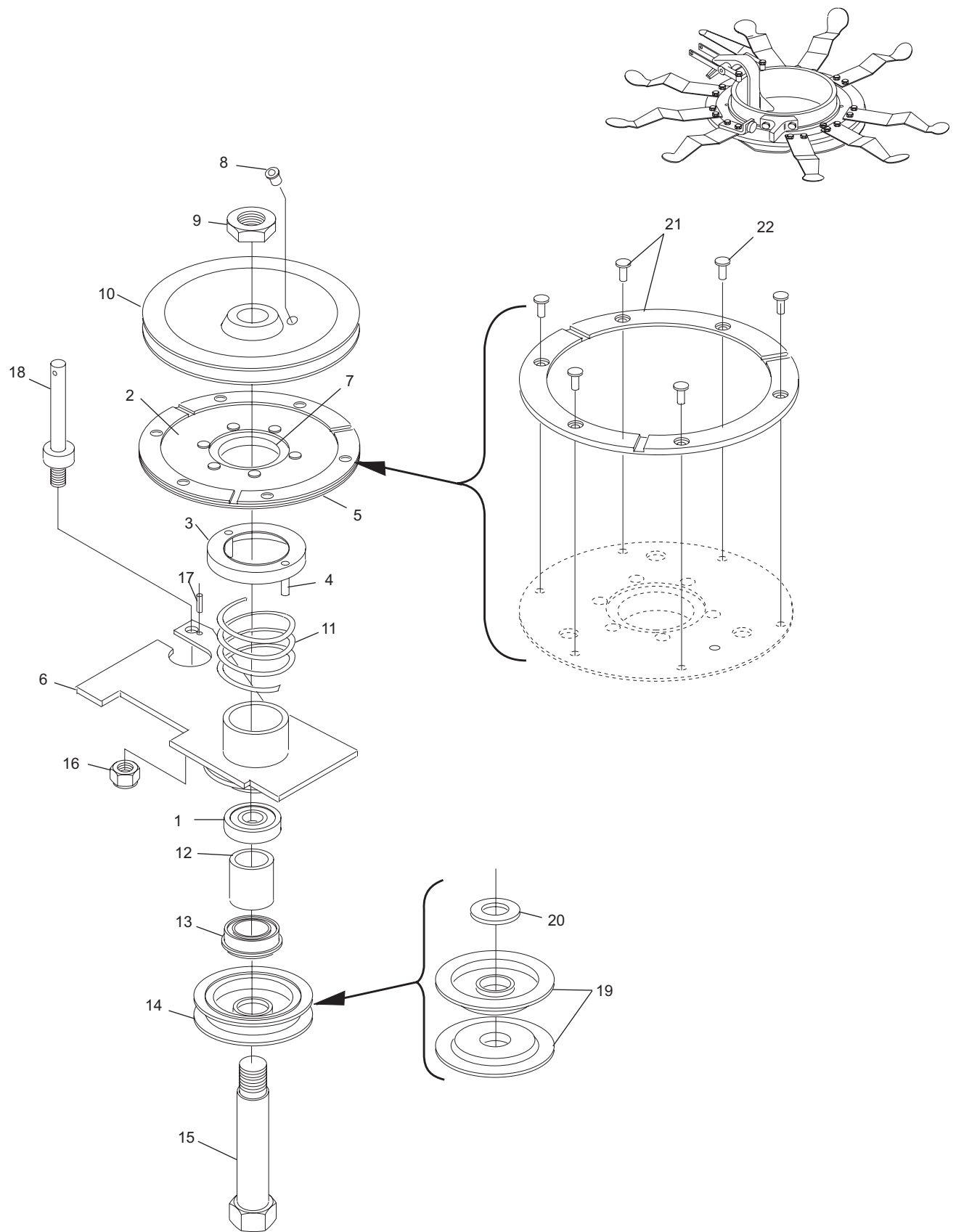
Index

No.	Part No.	Description
1.	11-431006-000	Ball Bearing
2.	N.A.	Friction Disc Assembly
3.	N.A.	Spring Guide Assembly
4.	11-345161-000	Roll Pin (1/8 x 15/16)
5.	12-150239-000	Plug Clutch Face (for machines so equipped 3 req'd)
6.	12-150258-000	Sleeve & Plate Assembly
7.	12-150154-000	Flanged Oilite Bearing
8.	12-100162-000	Ball Valve
9.	11-125265-001	L.H. Hex Jam Nut (3/4-16)
10.	12-150220-000	Pulley Turret Drive
11.	12-150222-000	Compression Spring
12.	12-150217-000	Spacer
13.	11-431010-000	Ball Bearing
14.	12-150219-000	Pulley
15.	12-150216-000	Turret Drive Clutch Shaft
16.	11-170109-001	Flexlock Hex Nut (5/16-24)
17.	11-345154-000	Roll Pin (1/8 x 1/2)
18.	12-150253-000	Post
19.	12-150306-000	Disc
20.	12-150307-000	Spacer
21.	N.A.	Clutch Face & Rivet Replacement Kit
22.	11-300001-001	Rivet

N.A. = No Longer Available

NOTE: Replace old cap with 12-150229-000 and 2 each 11-005359-000 cap screws.

**Turret Clutch and Pulley Assembly
(New Style)**



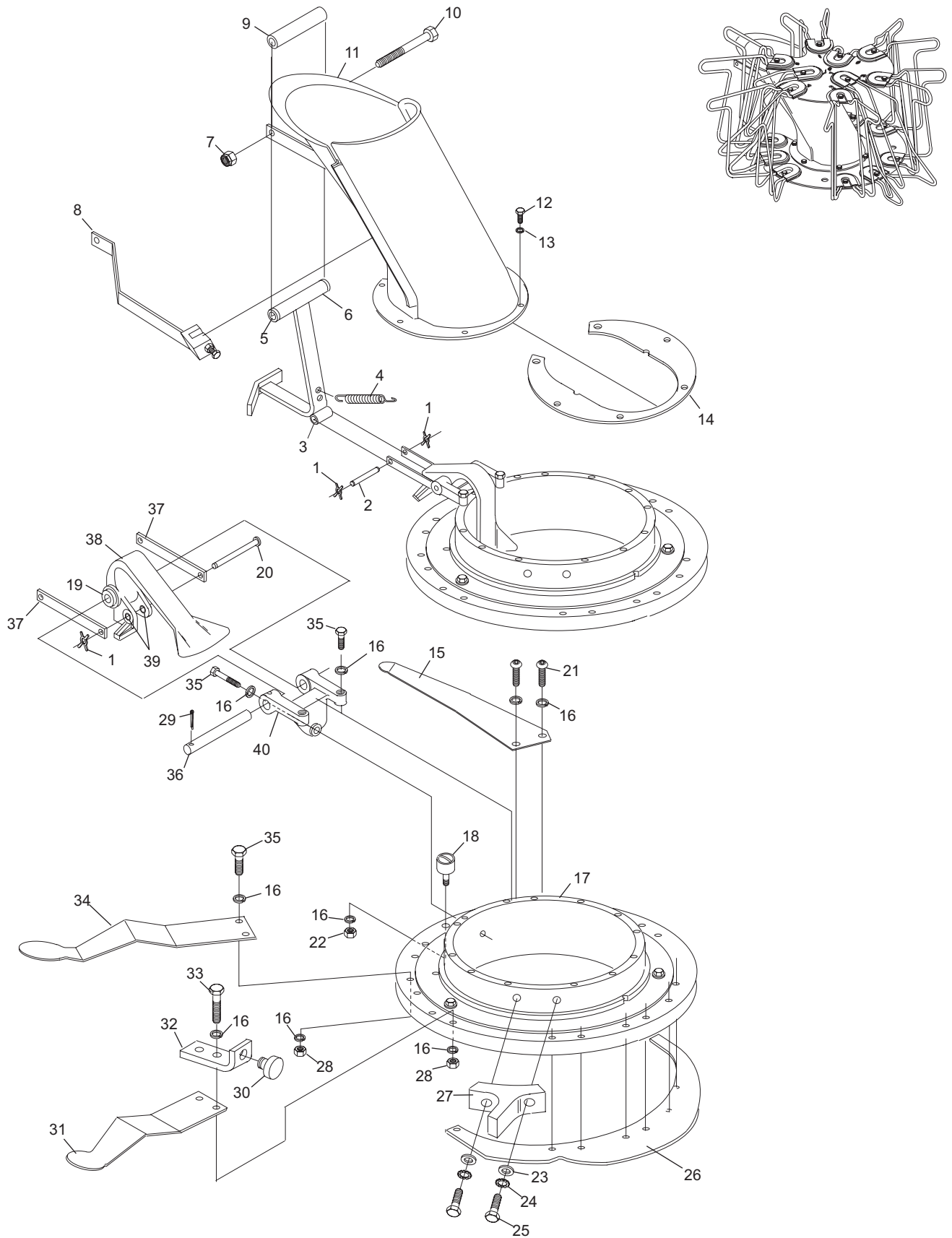
**Turret Clutch and Pulley Assembly
(New Style)**

Index		
No.	Part No.	Description
1.	11-230001-001	X-Washer (1/8)
2.	12-150023-008	X-Washer Pin
3.	11-420046-000	Sleeve Oilite Bearing
4.	12-150096-000	Tension Spring
5.	11-421026-000	Flanged Oilite Bearing
6.	12-150086-000	Turret Probe Assembly
7.	11-170006-001	Hex Nut Nylock (#10-32)
8.	12-860117-000	L.H. Bracket
	12-860118-000	R.H. Bracket (Steel Catwalk)
	12-860119-000	Center Chute Repair Kit
9.	12-150267-000	Spacer
10.	12-150268-000	Hex Head Socket Cap Screw (5/16 x 4-3/4")
11.	12-150108-000	Center Chute Assembly
12.	12-150304-003	Special Hex Head Socket Cap Screw
13.	11-195010-001	Lockwasher (#10)
14.	12-150109-000	Center Chute Repair Plate
15.	12-150079-000	Trip
16.	11-195014-001	Lockwasher (1/4)
17.	12-862874-000	Turret Ring Bearing Assembly
18.	11-480001-000	Cam Follow Needle Bearing
19.	11-421004-000	Flanged Oilite Bearing
20.	12-150158-015	X-Washer Pin
21.	11-006185-001	Button Head Socket Cap Screw (1/4-20 x 1-1/8")
22.	11-125101-001	Hex Nut (1/4-28)
23.	11-190014-001	Flat Washer (3/8)
24.	11-198007-001	External Tooth Lockwasher (3/8")
25.	11-001343-001	Hex Head Socket Cap Screw
26.	12-150066-000	Release Cam
27.	12-150264-000	Stop
28.	11-125100-001	Hex Nut (1/4-20)
29.	11-105160-001	Set Screw (1/4-20 x 1/4")
	11-345258-001	Roll Pin (5/32 x 3/4")
	N.A.	Cotter Pin (for S/N 3038 and below)
30.	12-150265-000	Bumper - Turret Stop
	12-150325-000	Bumper - Turret Stop
31.	*12-150284-000	Short Turret Spoon
32.	12-150266-000	Bracket
33.	12-150304-002	Special Hex Head Socket Cap Screw
34.	12-150283-000	Long Turret Spoon
35.	11-002004-001	Hex Head Cap Screw (1/4-20 x 1") 2 required
36.	12-150299-000	Pin Release Shaft
37.	12-150237-000	Interlock Link
38.	12-150049-000	Pin Release Lever Assembly
39.	11-421045-000	Flanged Oilite Bearing
40.	12-150269-000	Bracket

N.A. = No Longer Available

* Also order the following (not shown): 11-002004-001 Hex Head Socket Cap Screw (1/4-20 x 1") -2 required, 11-195014-001 Lockwasher (1/4") 2 required.

Turret Ring and Index Assembly

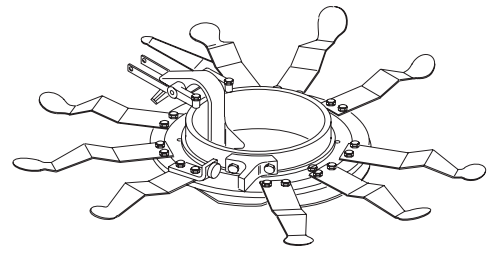
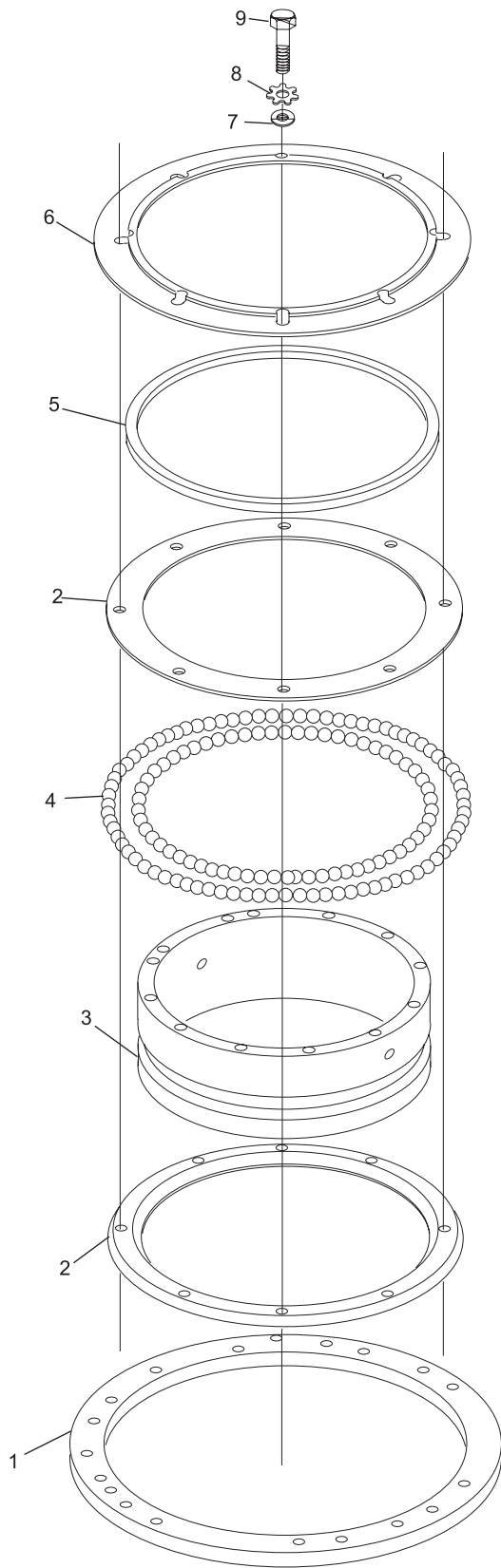


Turret Ring and Index Assembly

Index		Description
No.	Part No.	
1.	12-150039-000	Spider Ring
2.	12-860581-000	Bearing Ring Set
3.	12-150040-000	Turret Ring
4.	11-575093-000	Steel Ball (3/8")
5.	12-150115-000	Seal
6.	12-150116-000	Seal Retainer
7.	11-190010-001	Flat Washer (1/4)
8.	11-198005-001	External Tooth Lockwasher (1/4")
9.	11-002001-001	Hex Head Socket Cap Screw (1/4-20 x 5/8")
10.	*12-862874-000	Turret Ring Bearing Assembly

* Not Illustrated

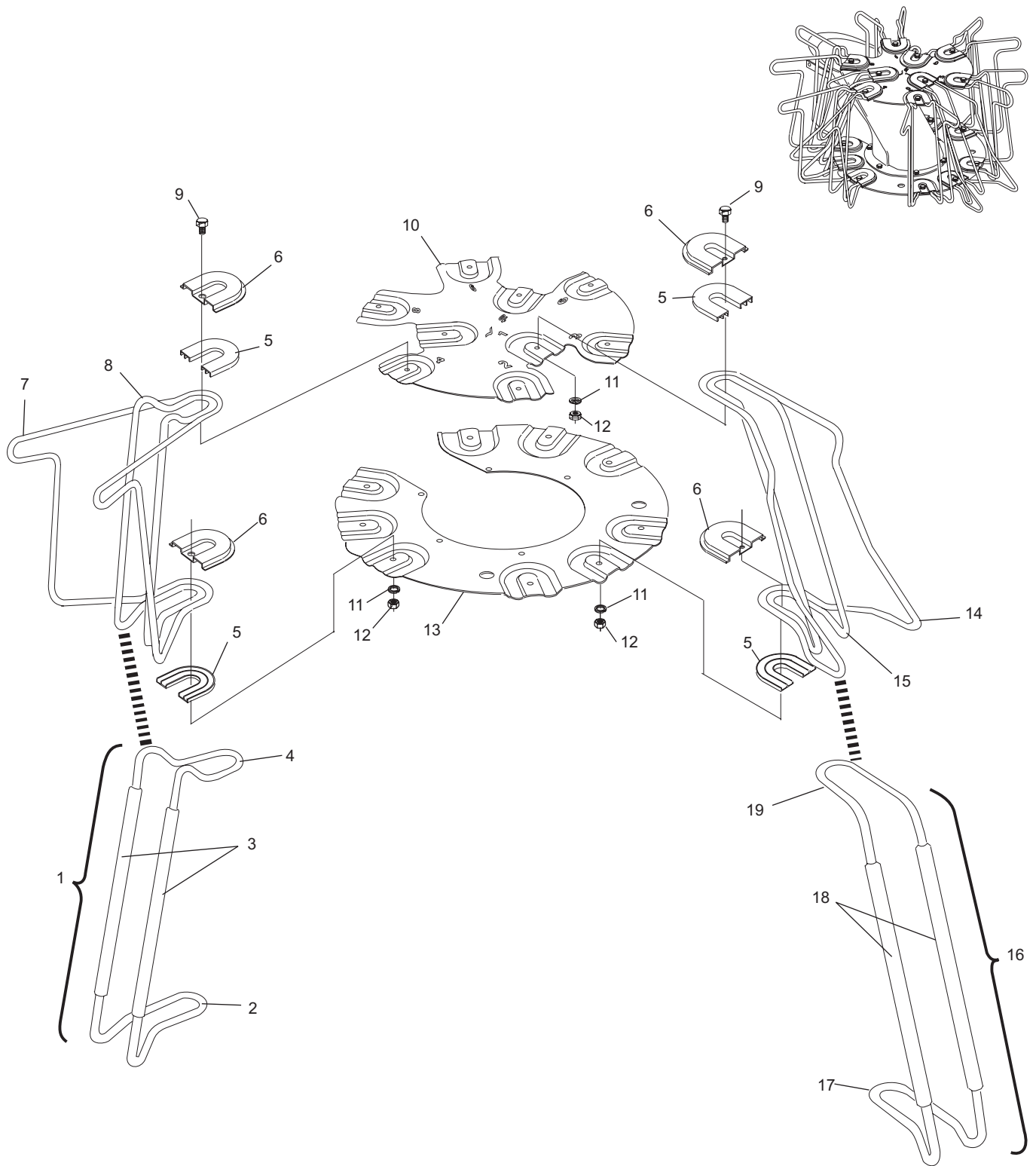
Turret Ring and Bearing Assembly



Turret Ring and Bearing Assembly

Index		Description
No.	Part No.	
1.	12-862116-000	Turret Pin Guide
2.	12-150314-000	Bottom Wire Form
3.	12-150324-000	Rod (10")
4.	12-150313-000	Wire Form
5.	12-150182-000	Turret Pin Guide Cushion
	90-150182-000	Pin Guide Wire Pad
6.	12-150181-000	Pin Guide Clamp
7.	12-150297-000	Turret Pin Guide (Pins 2, 3, 4, 6, 8, & 9 Outside)
8.	12-150294-000	Guide Wire (Pins 2, 3, 4, 6, 8 & 9 Inside)
9.	11-001182-001	Hex Head Cap Screw (1/4-20 x 3/4")
10.	12-150107-000	Upper Clamp Plate
	12-860228-600	Advanced Performance Turret Clamp Plates Kit
11.	11-195014-001	Lockwasher (1/4)
12.	11-125100-001	Hex Nut (1/4-20)
13.	12-150106-000	Lower Clamp Plate
	12-860228-600	Advanced Performance Turret Clamp Plates Kit
14.	12-150296-000	Turret Pin Guide (Pins 1, 7, & 10 Outside)
15.	12-150295-000	Guide Wire (Pins 1, 7 & 10 Inside)
16.	12-862113-000	Turret Pin Guide Wire
17.	12-150311-000	Bottom Wire Form
18.	12-150309-000	Rod
19.	12-150310-000	Top Wire Form

Turret Pin Guide



Turret Pin Guide

Intentionally Blank Page

Section D

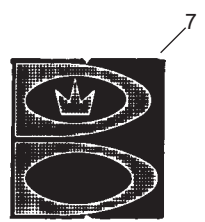
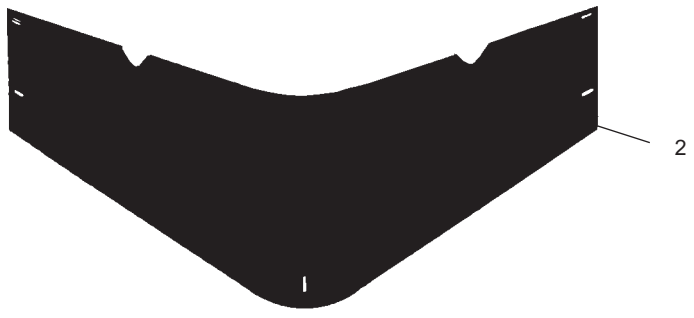
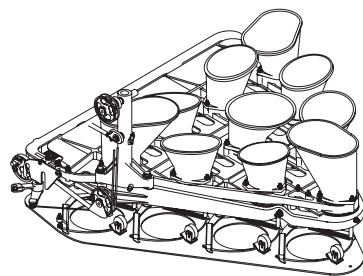
DECK

Index

No.	Part No.		Description
1.	12-862037-010		Brown Deck Shield Assembly
2.	12-862037-002		Grey Deck Shield Assembly (w/o Decal)
3.	12-202194-000		Deck Shield Decal
4.	12-202177-000		Deck Shield Decal
5.	N.A.		Decal
6.	12-502418-000		Deck Shield Decal
7.	12-200142-000	N.A.	Decal
8.	N.A.		Decal

N.A. = No Longer Available

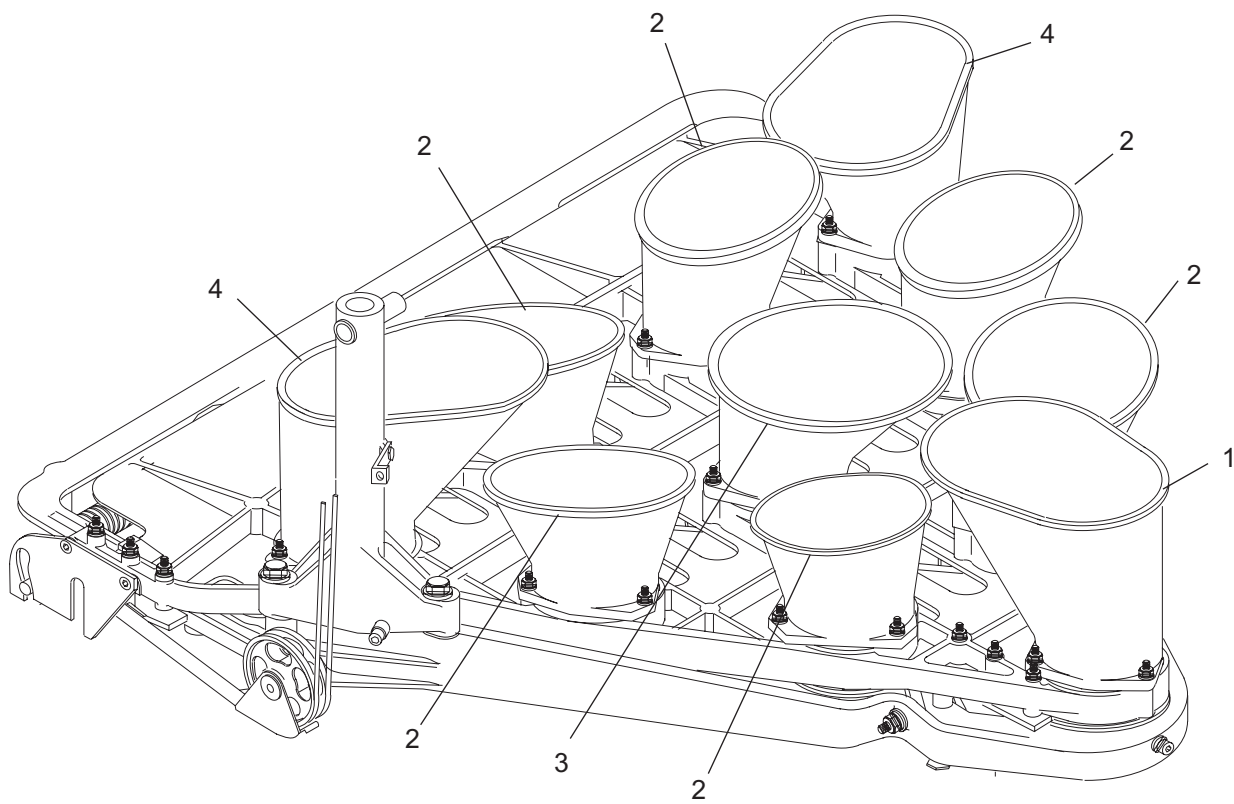
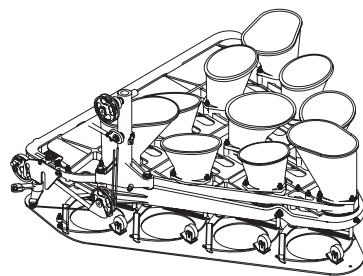
Deck Shield



Deck Shield

Index No.	Part No.	Description
1.	12-200808-602	AP Urethane Deck Chute (#1)
	12-200808-002	Rubber Deck Chute (#1)
	12-200864-002	Deck Chute (#1)
2.	12-200900-600	AP Urethane Multi-Position Deck Chute
	12-200900-000	Rubber Multi-Position Deck Chute
	12-200894-000	Deck Chute (#2, 3, 4, 6, 8, 9)
3.	12-200836-600	Urethane Deck Chute (#5)
	12-200837-000	Rubber Deck Chute (#5)
	12-200895-000	Deck Chute (#5)
4.	12-200808-603	AP Urethane Deck Chute (#7, 10)
	12-200808-003	Rubber Deck Chute (#7, 10)
	12-200864-003	Deck Chute (#7, 10)

Deck Assembly

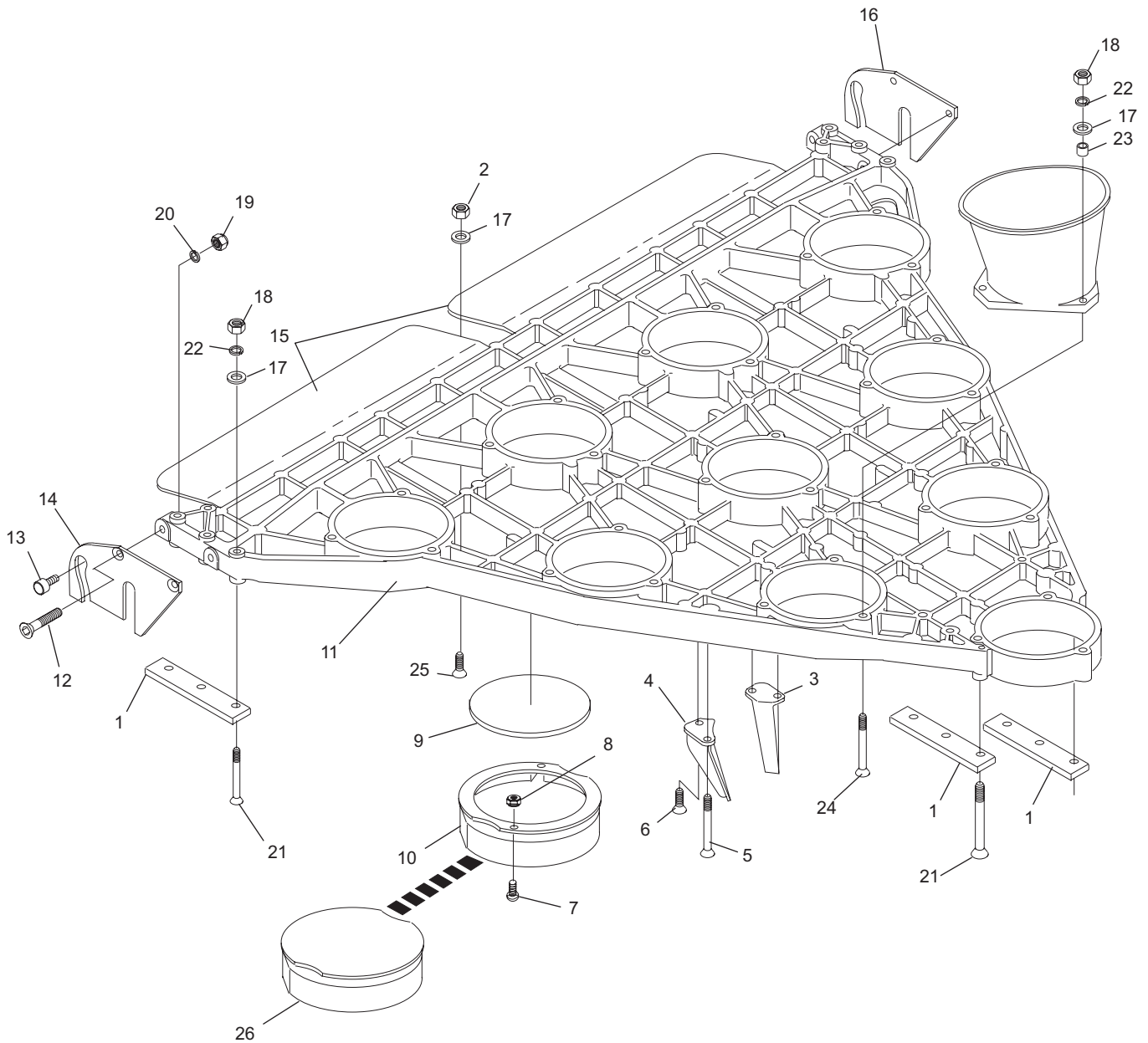
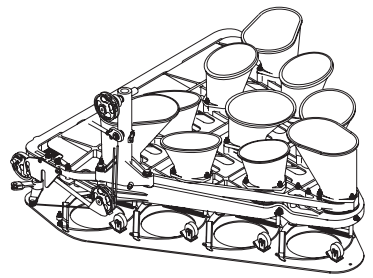


Deck Assembly

Index

No.	Part No.	Description
1.	N.A.	Gutter Coupler (w/o Grommets)
1.	12-200089-000	Track
2.	11-170007-001	Hex Nut Nylock (1/4-20)
3.	12-200892-000	R.H. Spotting Finger
	90-200892-000	R.H. Nylon Spotting Finger
4.	12-200893-000	L.H. Spotting Finger
	90-200893-000	L.H. Nylon Spotting Finger
5.	11-007197-001	Flat Head Socket Cap Screw (1/4-20 x 3-1/4")
	11-001198-001	Hex Head Cap Screw (1/4-20 x 3-1/2")
6.	11-007186-001	Flat Head Socket Cap Screw (1/4-20 x 1-1/4")
	11-001186-001	Hex Head Bolt (1/4-20 x 1-1/4")
7.	11-015165-001	Hex Head Socket Cap Screw (10-24 x 5/8")
	11-018087-001	Screw w/Lockwasher Assembly (10-24 x 5/8") (for S/N 67499 and below)
8.	11-176006-001	Keps Nut (#10-24)
9.	12-200162-000	Switch Plate
10.	12-860570-000	Non-Pinfinder Deck Pads (Pkg. of 10)
11.	12-862117-000	Moving Deck Assembly
12.	11-007352-001	Flat Head Socket Cap Screw (3/8-16 x 2")
13.	11-480001-000	Cam Follow Needle Bearing
14.	12-200035-000	L.H. Geneva Plate
15.	12-200862-000	Pin Deflector
16.	12-200036-000	R.H. Geneva Plate
17.	11-190010-001	Flat Washer (1/4)
18.	11-125100-001	Hex Nut (1/4-20)
19.	11-125104-001	Hex Nut (3/8-16)
20.	11-195016-001	Lockwasher (3/8)
21.	11-007195-001	Flat Head Socket Cap Screw (1/4-20 x 2-3/4")
22.	11-195014-001	Lockwasher (1/4)
23.	12-200047-003	Spacer
24.	11-001196-001	Hex Head Cap Screw (1/4-20 x 3")
25.	11-001185-001	Hex Head Cap Screw (1/4-20 x 1-1/8")
26.	12-860571-000	Pinfinder Deck Pads (Pkg. of 10)

Moving Deck



Moving Deck

Index

No.	Part No.	Description
1.	11-007182-001	Flat Head Socket Cap Screw (1/4-20 x 3/4")
2.	12-200038-000	Roller Bracket
3.	12-100166-031	Pin
4.	11-230002-001	"X" Washer (5/32)
5.	*12-200023-000	Toggle Lever Assembly
6.	12-200120-004	Scissor Gripper Pad
7.	12-200017-092	Scissor Arm Assembly
8.	12-200026-000	Link (Scissor Arm)
9.	12-200105-000	Flanged Oilite Bearing
10.	12-200027-000	Shoulder Pin
11.	12-200020-000	Distributing Lever Assembly
12.	12-200109-000	Hardened Stud
13.	12-200081-003	Pin
14.	12-200061-000	Drag Link Pin
15.	**12-200003-000	Scissor Deck
16.	12-200016-091	Scissor Arm Assembly - Complete
17.	12-200041-000	Spacer
18.	12-200032-000	Neoprene Stop
19.	12-200094-000	Wire
20.	12-200019-092	Scissor Arm
21.	11-005182-001	Hex Head Socket Cap Screw (1/4-20 x 3/4")
22.	12-200051-000	Connecting Tube Assembly
23.	12-200170-000	Flanged Pin
24.	11-420070-000	Sleeve Oilite Bearing
	11-421006-000	Flanged Bronze Bearing
25.	11-230003-001	X Washer (3/16)
26.	11-422002-000	Bearing (.510 I.D. X 1.000 O.D.)
27.	11-483001-000	Needle Roller Bearing
28.	12-200865-000	Plate
29.	12-200031-003	Nylon Washer
	12-200031-004	Nylon Washer
30.	12-200039-000	Drag Link
31.	12-200028-000	Shoulder Pin
32.	12-200104-000	Flanged Oilite Bearing
33.	12-200018-000	Scissor Arm Assembly
34.	12-200016-000	Scissor Arm Assembly
35.	12-200029-000	Stud
36.	12-200059-002	Washer
37.	11-198005-001	External Tooth Lockwasher (1/4)
38.	11-420055-000	Bearing (.3155 I.D. X .4395 O.D.)
39.	12-200114-000	Rubber Deck Roller Assembly
	12-200115-000	Rubber Deck Roller Only
	90-200114-000	Urethane Deck Roller
40.	11-483000-000	Needle Roller Bearing
41.	11-423000-000	Sleeve Oilite Bearing
42.	11-006218-000	Button Head Socket Cap Screw (1/4-28 x 1/2")
43.	11-007216-001	Flat Head Socket Cap

Index

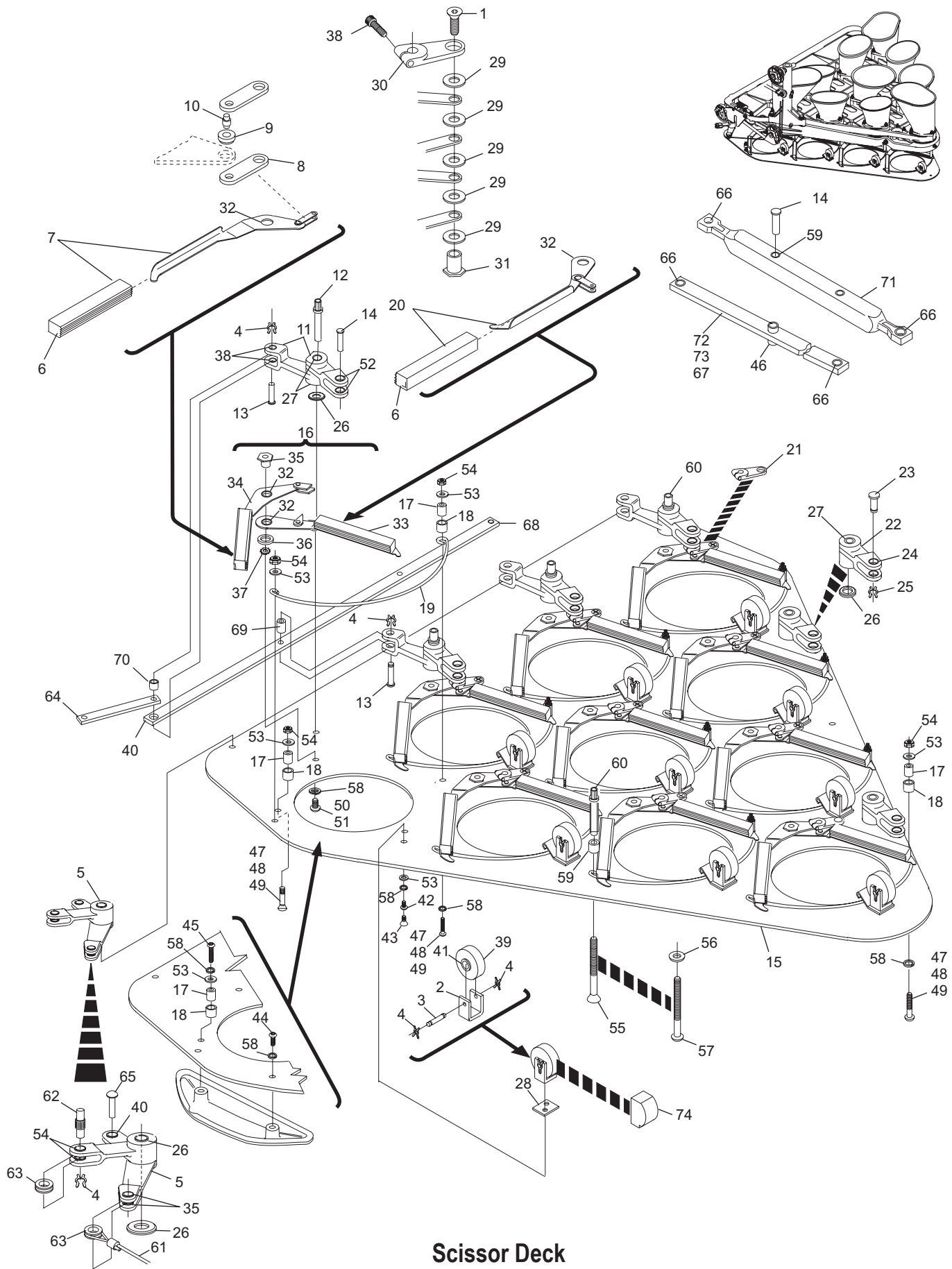
No.	Part No.	Description
44.	11-006182-001	Button Head Socket Cap Screw (1/4-20 x 3/4")
45.	11-006188-001	Button Head Socket Cap Screw (1/4-20 x 1-1/2")
46.	12-200863-000	Flanged Bearing
47.	11-006186-001	Button Head Socket Cap Screw (1/4-20 x 1-1/4")
48.	11-007186-001	Flat Head Socket Cap Screw (1/4-20 x 1-1/4")
49.	11-007188-001	Flat Head Hex Socket Cap Screw (1/4-20 x 1-1/2") For machines with Finishing Washers.
50.	11-006180-001	Button Head Socket Cap Screw (1/4-20 x 5/8")
51.	11-007180-001	Flat Head Socket Cap Screw (1/4-20 x 5/8")
52.	11-420056-000	Bearing (.3775 I.D. X .5025 O.D.)
53.	11-190010-001	Flat Washer (1/4)
54.	11-125100-001	Hex Nut (1/4-20)
55.	11-007198-001	Flat Head Socket Cap Screw (1/4-20 x 3-1/2")
56.	12-200896-000	Finishing Washer
57.	11-007200-001	Flat Head Socket Cap Screw (1/4-20 x 4")
58.	11-199005-001	Internal Tooth Lockwasher (1/4)
59.	12-200103-000	Bearing
60.	12-200110-000	Stud
61.	12-200067-000	Scissor Cable Assembly
62.	12-200152-003	Knurled Pin
63.	12-200048-000	Wheel
64.	12-200045-000	Link
65.	12-200081-002	Pin
66.	11-420007-000	Bearing (.3765 I.D. X .503 O.D.)
67.	12-200014-000	Connecting Rod Assembly
68.	12-200139-000	Connecting Rod Assembly
69.	12-200140-002	Spacer
70.	12-200140-003	Spacer
71.	N.A.	Connecting Rod
72.	12-200012-000	Connecting Rod Assembly
73.	12-200013-000	Rod Assembly
74.	90-200114-600	A-2 Pinsetter Urethane Deck Bumper AP

N.A. = No Longer Available

* Order 2 each 11-420070-000 Bearing and 2 each 11-200152-003 Knurled Pin.

** Need to order 10 of adapter plates 12-200865-000

Scissor Deck



Scissor Deck

Index

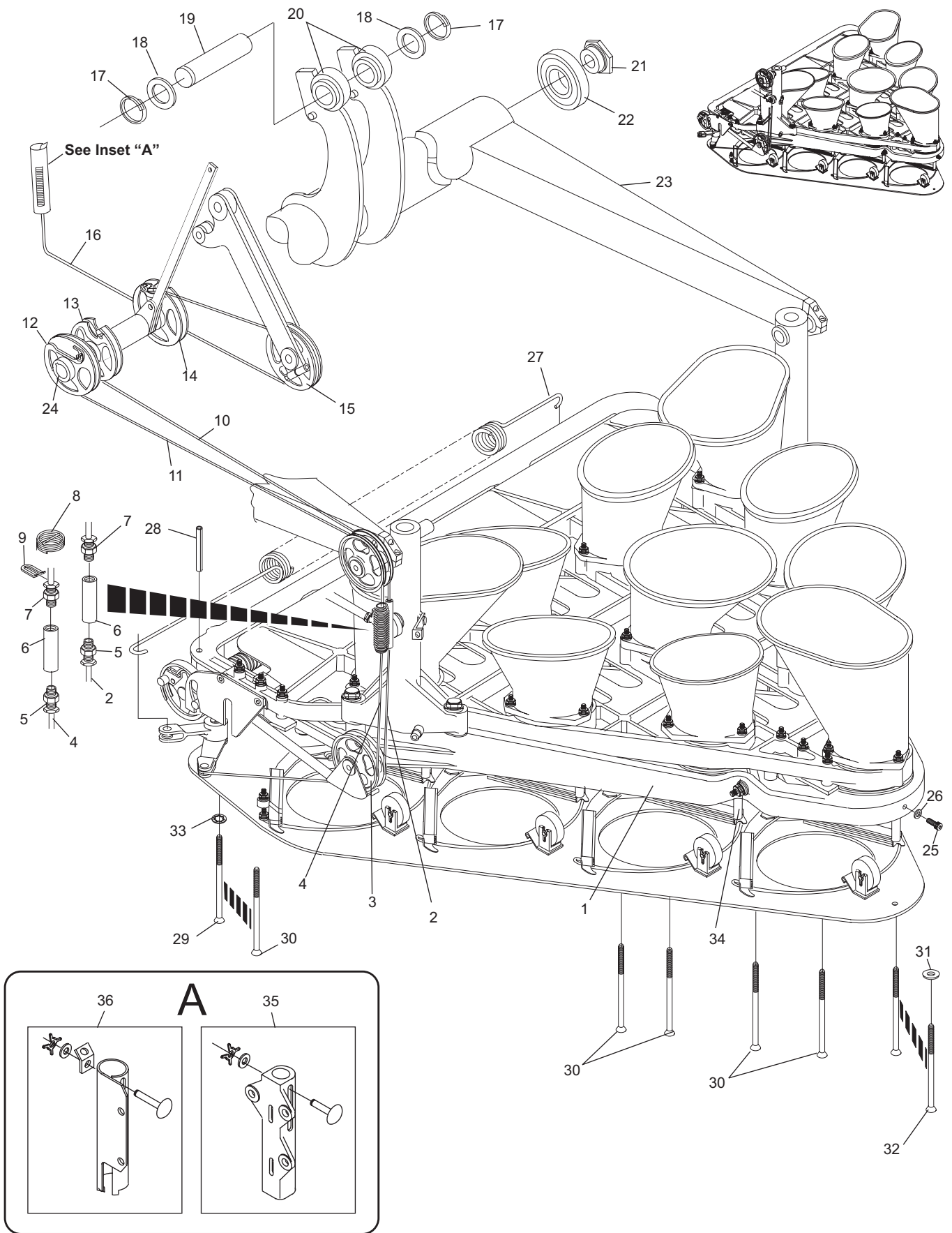
No.	Part No.	Description
1.	11-043164-001	C. R. Oval Hd. Wood Screw
1.	12-862117-000	Moving Deck Assembly
2.	12-200067-000	Scissor Cable Assembly
3.	12-200055-000	Pulley Assembly
4.	12-200066-004	Cable Assembly
5.	11-125259-001	Hex Jam Nut (1/2-20)
6.	12-200069-000	Barrel
7.	11-125209-001	Hex Jam Nut (1/2-20)
8.	12-200125-000	Keeper Spring
9.	12-200099-000	Spring Retainer
10.	12-200066-002	Cable Assembly
11.	12-200066-003	Cable Assembly
12.	12-350029-000	Moving Deck Pulley
13.	12-350033-000	N.A. Scissor Pulley Assembly
14.	12-350030-000	Moving Deck Pulley
15.	12-100081-000	Pulley Assembly
16.	12-100280-000	Moving Deck Cable Assembly
17.	11-533512-000	External Spirol Retaining Ring
18.	12-100170-017	Washer
19.	12-350166-000	Shaft (4-13/16") For machines 71,489 and up.
	12-350035-000	Shaft (4-9/16") For machines prior to 71,489.
20.	11-461000-000	Needle Roller Bearing
21.	12-350009-000	Bearing Stud
22.	11-490001-000	Ball Bearing
23.	12-862581-000	Deck Lift Shaft Assembly
24.	12-350032-000	Pulley Shaft
25.	11-003182-000	N.A. Hex Socket Cap Screw
26.	11-190010-001	Flat Washer (1/4)
27.	12-200022-000	Scissor Spring
28.	11-345522-000	Roll Pin - (.375 x 2-1/2")
29.	*N.A.	Button Head Socket Cap Screw (for machines prior to S/N 6140)
30.	11-007198-001	Flat Head Socket Cap Screw (1/4-20 x 3-1/2")
31.	12-200896-000	Finishing Washer
32.	11-007200-001	Flat Head Socket Cap Screw (1/4-20 x 4")
33.	11-199005-001	Internal Tooth Lockwasher (1/4)
34.	12-200110-000	Stud
35.	**N.A.	Spring Tube
	12-100078-000	Switch Actuator Pin
	11-190010-001	Flat Washer (1/4)
	11-230001-001	X Washer (1/8")
36.	12-100479-000	Spring Tube
	12-100483-000	Switch Actuator Pin
	11-190010-001	Flat Washer (1/4)
	11-230010-001	N.A. X Washer (1/8")

N.A. = No Longer Available

* Order index No. 31 Finishing Washer and 11-007200-001 Flat Head Cap Screw (1/4-20 x 4")

** To replace Spring Tube order: 12-100479-000 Spring Tube, 12-100481-000 Compression Spring, 12-100482-000 Compression Spring, 12-100483-000 Switch Actuator Pin, and 11-191016-001 Flat Washer (7/16)

Deck Assembly



Deck Assembly

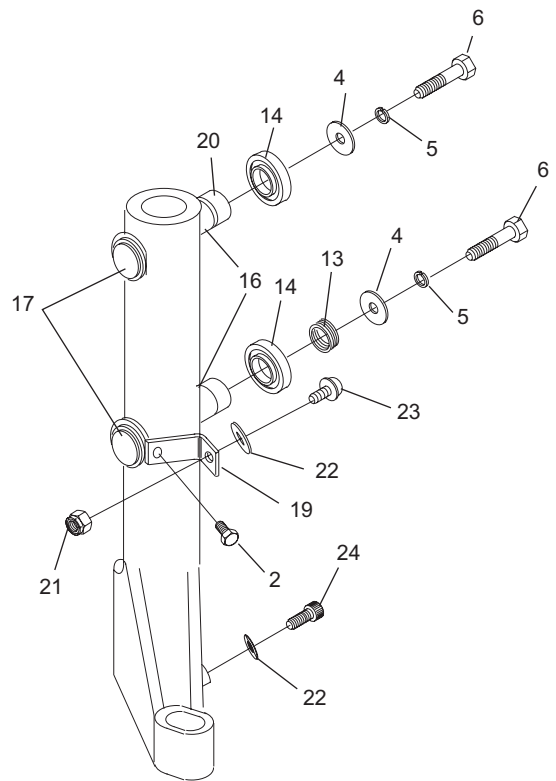
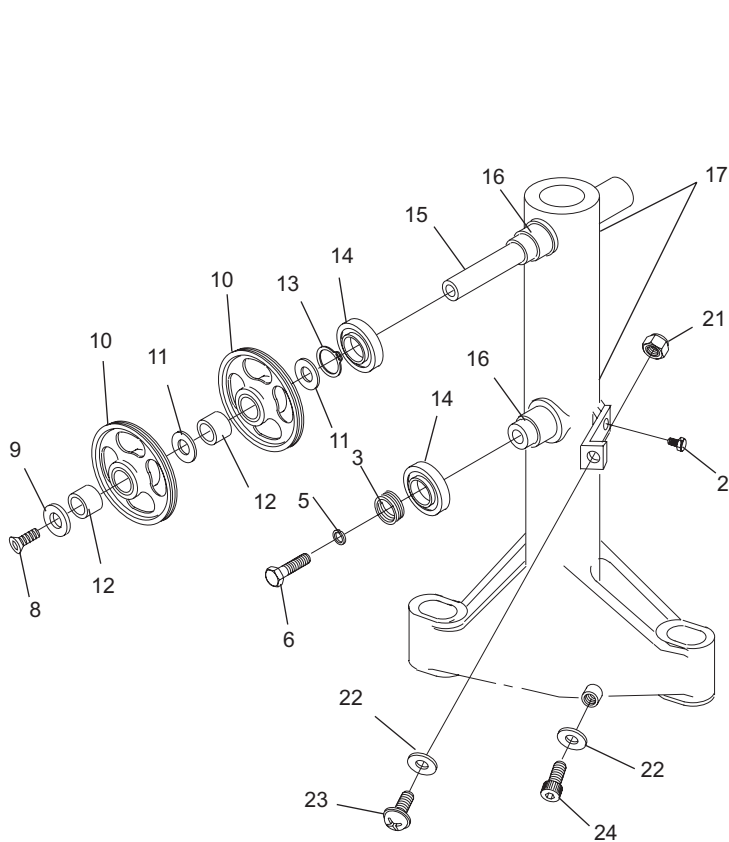
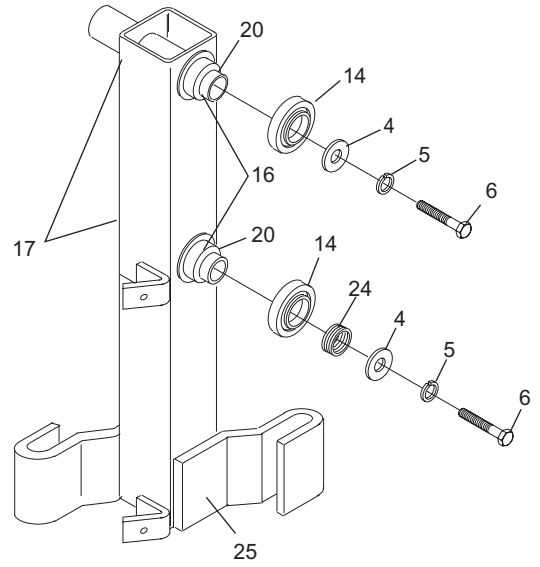
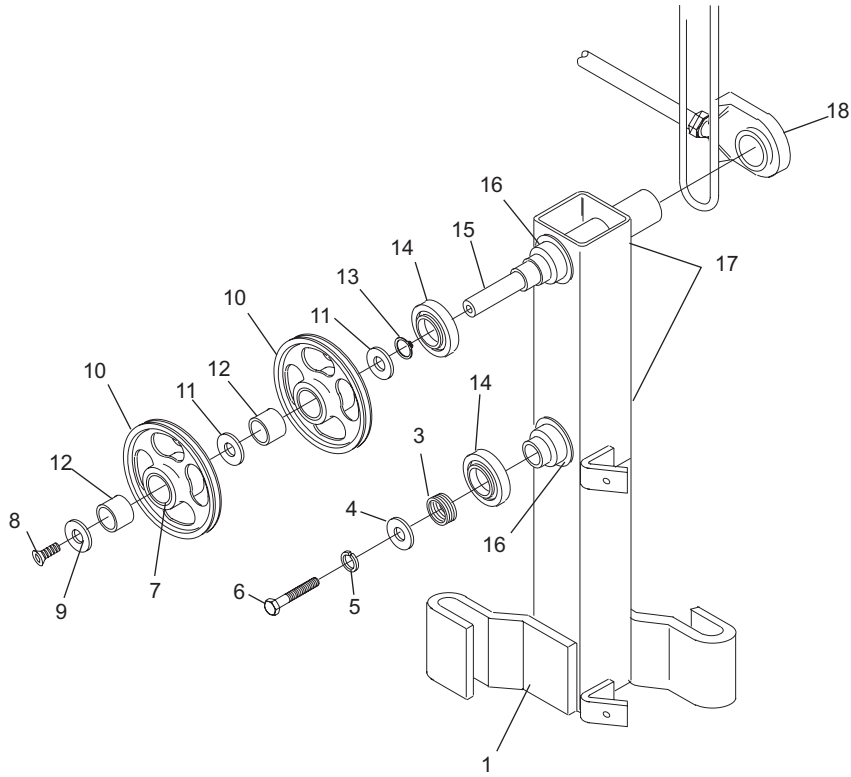
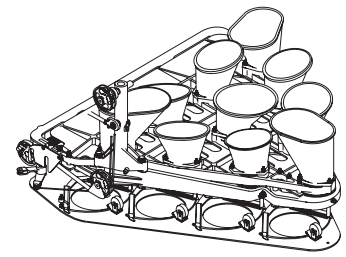
Index

No.	Part No.	Description
1.	12-200135-000	L.H. Deck Post & Hardware
2.	11-001180-001	Hex Head Cap Screw (1/4 x 5/8")
3.	12-350122-005	Retaining Ring
4.	12-350128-000	Washer
5.	11-195016-001	Lockwasher (3/8)
6.	11-001344-001	Hex Head Cap Screw (3/8-16 x 1")
7.	11-484000-000	Bearing
8.	11-007180-001	Flat Head Socket Cap Screw (1/4-20 x 5/8")
9.	12-200065-002	Washer
10.	12-200055-000	Pulley Assembly
11.	12-200059-003	Washer
12.	11-450202-000	Ball Bearing
13.	11-530030-001	External Retaining Ring
14.	11-431000-000	Ball Bearing
15.	12-200129-000	Pin
16.	12-202188-000	Spacer
17.	11-530033-000	External Retaining Ring (.992 I.D.)
18.	12-350217-000	Stabilizer Assembly
19.	12-200124-000	Bracket
20.	12-200128-000	Pin
21.	11-170007-001	Hex Nut Nylock (1/4-20)
22.	11-190010-001	Flat Washer (1/4)
23.	11-020287-000	N.A. Truss Head Socket Cap Screw
	11-020287-001	R.O. SEMS Machine Screw THD C.R. (1/4-20 x 3/4")
24.	11-003182-000	N.A. Hex Socket Cap Screw (1/4-20 x 3/4")
25.	12-200134-000	L.H. Deck Post & Hardware

N.A. = No Longer Available

R.O. = Replacement Option

Deck Posts



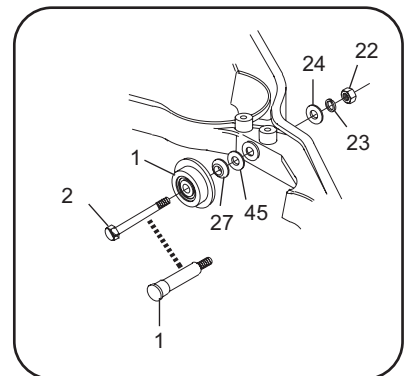
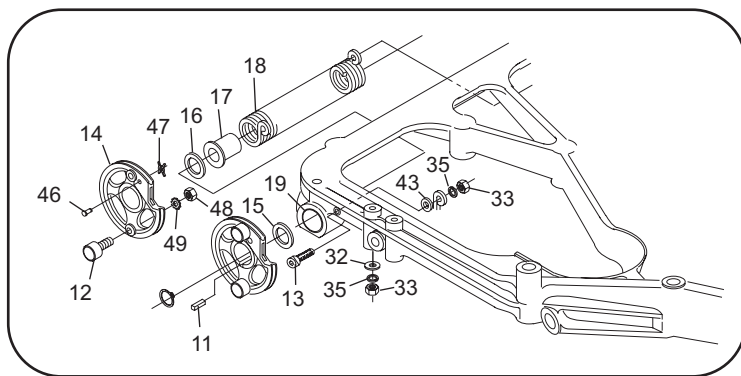
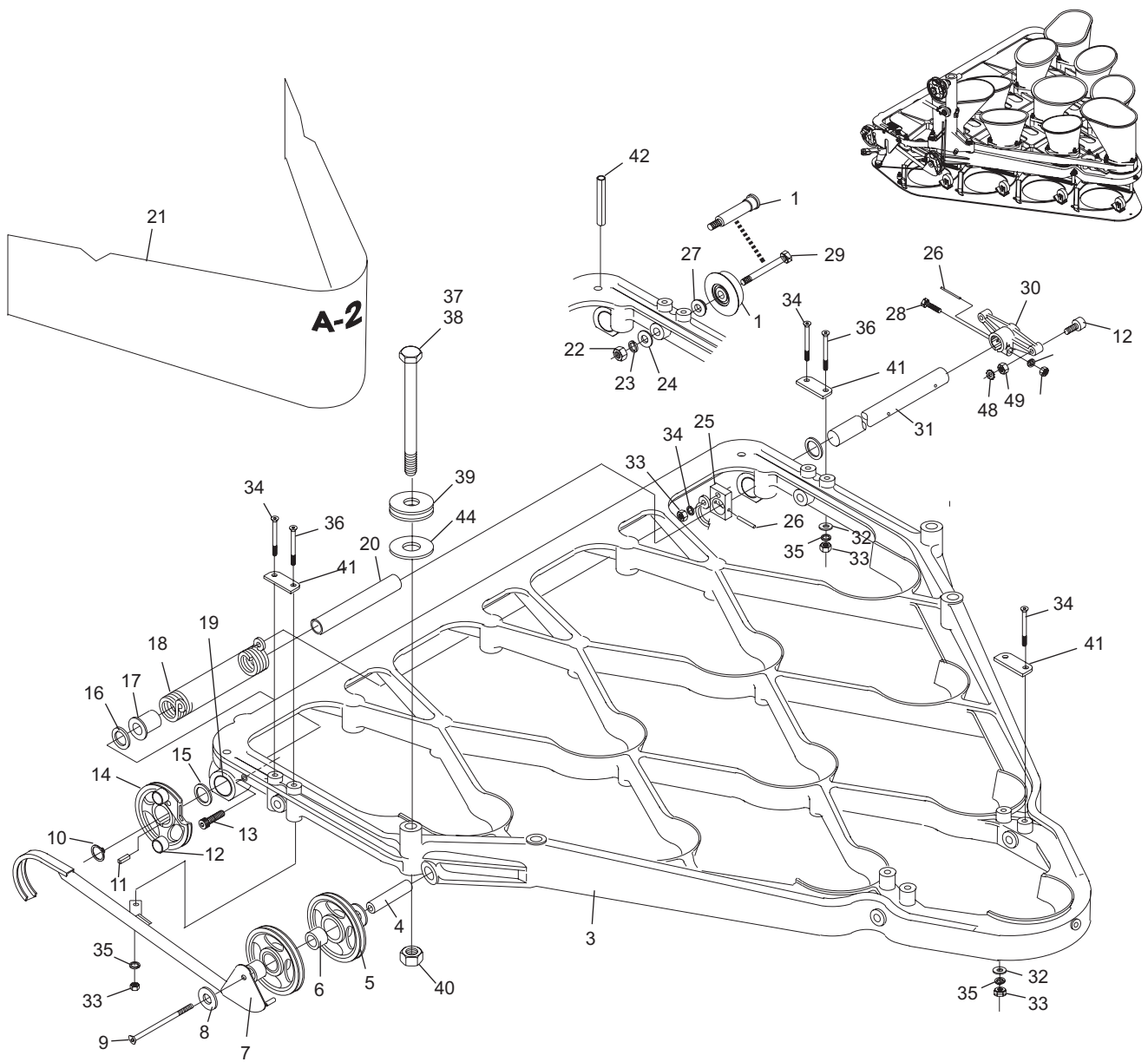
Deck Posts

Index

No.	Part No.	Description
1.	12-200126-000	Wheel Assembly (For machines S/N #18001 & up)
	12-200133-000	Wheel & Screw Assembly (For machines prior to S/N 18001)
2.	11-001440-001	Hex Head Socket Cap Screw (7/16-14 x 4")
3.	12-200800-020	Deck & Stud Assembly
4.	12-200054-000	Stud
5.	12-200055-000	Pulley Assembly
6.	11-450202-000	Ball Bearing
7.	12-200097-000	Cable Guide Assembly
8.	12-200065-002	Washer
9.	11-007203-001	Flat Head Socket Cap Screw (1/4-20 x 4-3/4")
10.	11-530028-000	External Retaining Ring
11.	12-200084-002	Key
12.	11-480001-000	Cam Follow Needle Bearing
13.	11-005190-001	Hex Head Socket Cap Screw (1/4-20 x 1-3/4")
14.	12-200011-000	Deck Drive Pulley
15.	11-422001-000	Bearing (.891 I.D. X 1.375 O.D.)
16.	12-200059-004	Washer
17.	11-421022-000	Bearing (.877 I.D. X 1.128 O.D.)
18.	12-200025-000	Torsion Spring
19.	11-483005-000	Needle Roller Bearing (7/8 I.D. X 1-1/8 O.D.)
20.	12-200136-000	Plastic Spring Tube
21.	12-862037-002	Grey Deck Shield Assembly
	12-862037-010	Brown Deck Shield Assembly
22.	11-125104-001	Hex Nut (3/8-16)
	N.A.	Hex Nut (for S/N 18,001 and up)
23.	11-195016-001	Lockwasher (3/8)
24.	11-190014-001	Flat Washer (3/8)
25.	12-200053-000	Anchor
26.	11-345316-000	Roll Pin (3/16 x 1-1/2")
27.	12-200091-000	Spacer
28.	11-001272-001	Hex Head Cap Screw (5/16-18 x 2")
29.	12-200127-000	Special Hex Head Socket Cap Screw (5/8 x 3-1/16")
30.	12-200058-000	Deck Ball Crank
31.	12-200033-000	Shaft
32.	11-190010-001	Flat Washer (1/4)
33.	11-125100-001	Hex Nut (1/4-20)
34.	11-007195-001	Flat Head Socket Cap Screw (1/4-20 x 2-3/4")
35.	11-195014-001	Lockwasher (1/4)
36.	11-007197-001	Flat Head Socket Cap Screw (1/4-20 x 3-1/4")
37.	11-002383-000	Hex Head Socket Cap Screw (5/8-11 x 7")
38.	11-002389-000	Hex Head Socket Cap Screw (5/8-11 x 7-1/2)
39.	11-190022-001	Flat Washer (5/8)
40.	11-170019-001	Self-Locking Nut (5/8-11)
41.	12-200090-000	Plate
42.	11-345522-000	Roll Pin (.375 x 2-1/2")
43.	N.A.	Washer
44.	N.A.	Shim .015 as Required
45.	12-200111-000	Deck Shim
46.	N.A.	X-Washer Pin (.250 x 1/2")
47.	11-230001-001	X-Washer (1/8)
48.	11-125101-001	Hex Nut (1/4-28)
49.	11-198005-001	External Tooth Lockwasher (1/4)

N.A. = No Longer Available

Stationary Deck



Stationary Deck

Intentionally Blank Page

Section E

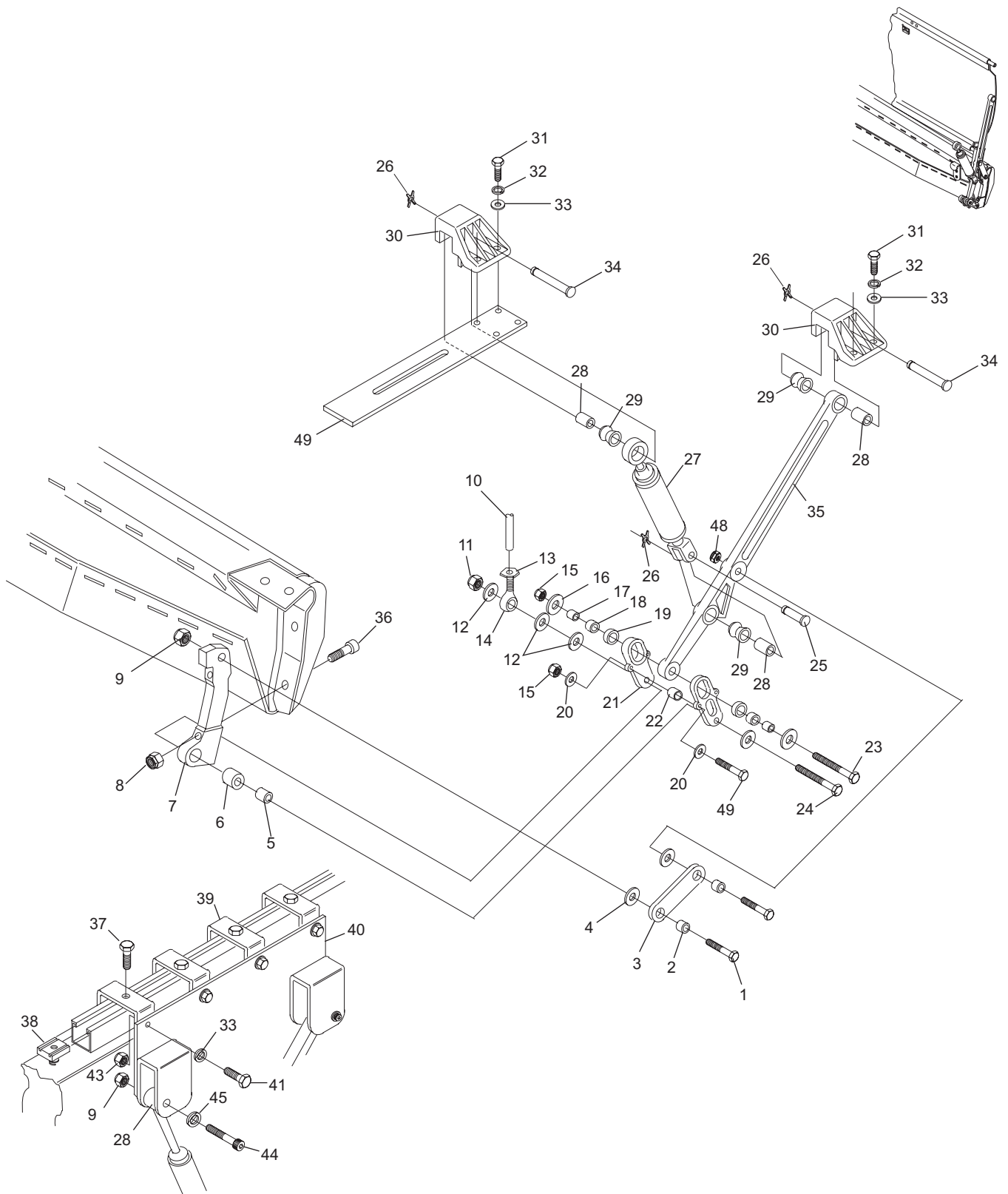
PIT CUSHION

Index

No.	Part No.	Description
1.	12-252352-000	Cushion Arm Bolt
2.	12-252350-000	Bushing
3.	12-252069-000	Link
4.	12-252360-000	D-Washer
5.	12-100185-036	Spacer
6.	10-424001-000	Sleeve Oilite Bearing
7.	12-252341-002	Cushion Mount & Bracket Assembly
8.	11-170012-001	Hex Nut Nylock (3/8-24)
9.	11-170016-001	Hex Nut Nylock (1/2-20)
10.	12-252364-002	Tube
11.	11-121523-000	Hex Nut w/Nylon Cap
12.	11-190520-001	Flat Washer
13.	11-125259-001	Hex Jam Nut (1/2-20)
14.	12-252060-000	Uniball Rod End
15.	11-121519-001	Hex Nut
16.	11-190512-001	Flat Washer
17.	12-252349-000	Follower Spacer
18.	11-420094-000	Sleeve Oilite Bearing
19.	12-252351-000	Roller
20.	11-190511-001	Flat Washer
21.	12-252346-000	Follower Link
22.	10-386092-000	Spacer
23.	10-002001-000	Hex Head Cap Screw (3/8-24 x 2-3/4")
24.	10-002006-000	Hex Head Cap Screw (1/2-20 x 3 1/2")
25.	10-229601-000	X-Washer Pin
26.	11-230005-001	X-Washer (1/4)
27.	12-252173-000	"A-2" Shock Absorber
28.	12-250011-002	Spacer
29.	12-250189-000	Rubber Bushing
30.	12-252344-000	Cushion Bracket
31.	11-001344-001	Hex Head Cap Screw (3/8-16 x 1")
32.	11-195016-001	Lockwasher (3/8)
33.	11-190014-001	Flat Washer (3/8)
34.	10-229602-000	X-Washer Pin
35.	12-252073-000	Support Arm
36.	10-009001-001	Hex Socket Head Cap Screw (3/8-24 x 2-1/16")
37.	**11-001508-001	Hex Head Cap Screw (1/2-13 x 1-1/2")
38.	11-180006-001	Clamping Nut & Spring (1/2-13")
39.	12-252006-000	"U" Bracket
40.	12-252005-002	R.H. Mounting Bracket
	12-252005-003	L.H. Mounting Bracket
41.	11-001346-001	Hex Head Cap Screw (3/8-16 x 1-1/4")
42.	11-121522-001	Nut
43.	11-170011-001	Hex Nut Nylock (3/8-16)
44.	11-005514-000	Hex Head Socket Cap Screw (1/2-13 x 2-1/2")
45.	11-190018-001	Flat Washer (1/2)
46.	11-001394-001	Hex Head Cap Screw (3/8-24 x 2-1/2")
47.	*12-862015-000	Rod End Conversion Kit
48.	*12-862580-000	Cushion Arm Rebuilding Kit
49.	12-252348-000	Elevator Plate

* Not Illustrated

** Flat Washers are used, etc.



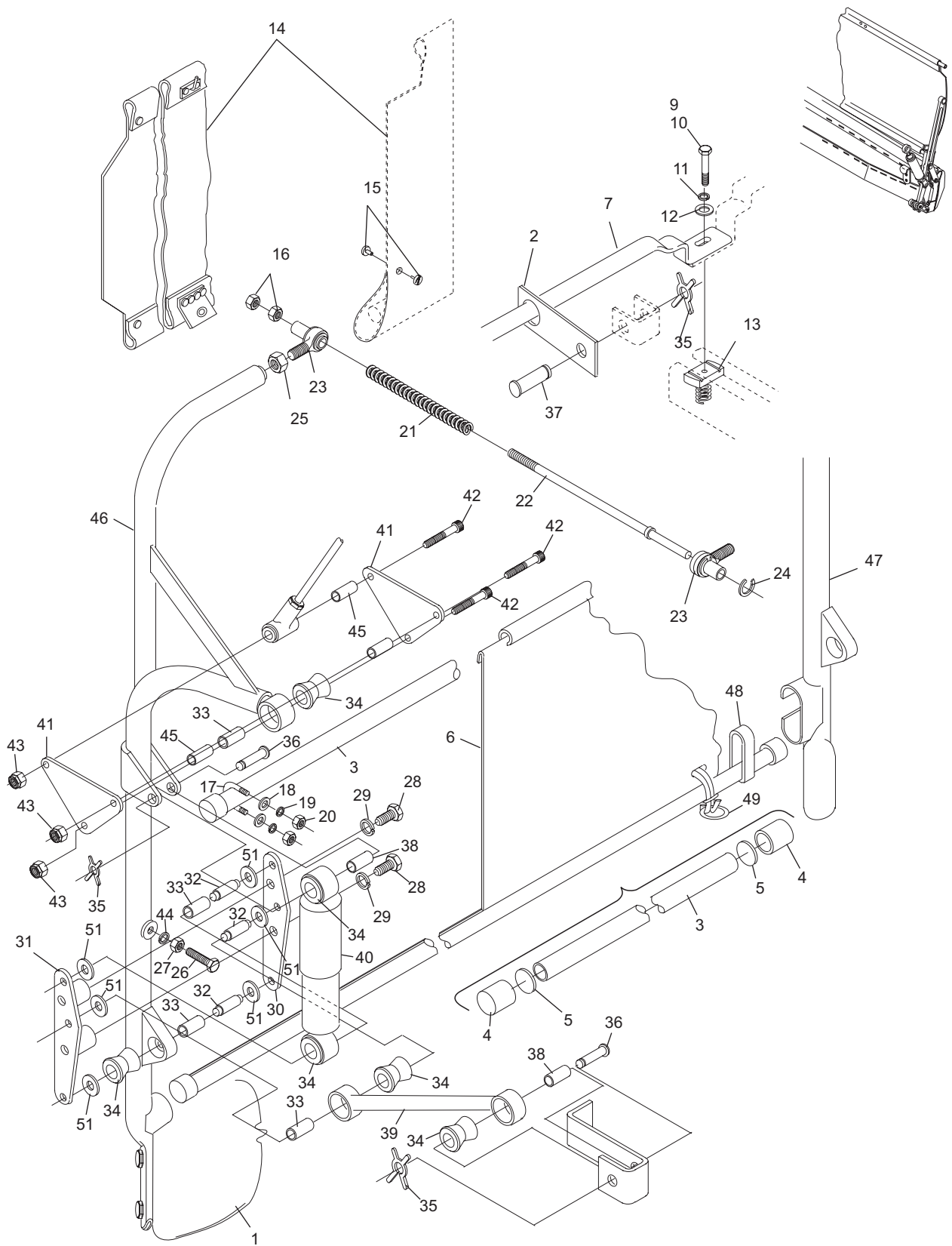
Pit Cushion Support (Model A-2)

Index

No.	Part No.	Description
1.	12-862578-000	Pit Cushion Assembly
2.	N.A.	Bracket (for machines prior to S/N 7362)
3.	N.A.	Rod
4.	12-250153-000	Rod End
5.	12-250152-000	Disc Rod End
6.	N.A.	Surlyn Curtain
7.	N.A.	Curtain Hanger (for machines prior to S/N 7362)
8.	12-250076-002	Fiber Washer
9.	11-001184-001	Hex Head Cap Screw (1/4-20 x 1")
10.	11-001186-001	Hex Head Bolt (1/4-20 x 1-1/4")
11.	11-195014-001	Lockwasher (1/4)
12.	11-190010-001	Flat Washer (1/4)
13.	11-180002-001	Clamping Nut & Spring (1/4-20)
14.	12-862167-000	Rubber Pit Curtain
15.	N.A.	Binder Post and Screw
16.	11-125202-001	Hex Jam Nut (5/16-18)
17.	12-250168-000	U-Bolt
18.	11-190012-001	Flat Washer - SAE (5/16)
19.	11-195015-001	Lockwasher (5/16)
20.	11-125103-001	Hex Nut (5/16-24)
21.	12-250077-000	Trip Spring
22.	12-250081-000	Trip Rod Assembly
23.	12-250160-000	Rod End & Sleeve Assembly
24.	N.A.	Snap Ring
25.	11-125209-001	Hex Jam Nut (1/2-20)
26.	12-250089-000	Hex Head Socket Cap Screw
27.	11-125204-001	Hex Jam Nut (3/8-16)
28.	11-001544-001	Hex Head Socket Cap Screw (1/2-20 x 1")
29.	11-195018-001	Lockwasher (1/2)
30.	12-250069-000	Link
31.	12-250067-000	L.H. Link Assembly
	12-250068-000	R.H. Link Assembly
32.	12-250065-000	Pin
33.	12-250075-000	Sleeve Oilite Bearing
34.	12-250189-000	Rubber Bushing
35.	11-230005-001	X Washer (1/4)
36.	12-250010-006	X-Washer Pin
37.	N.A.	Pin
38.	12-250011-002	Spacer
39.	N.A.	Link Assembly
40.	12-250173-000	"A" Shock Absorber
41.	12-250016-000	Link Plate
42.	11-005354-001	Hex Head Socket Cap Screw (3/8-16 x 2-1/2")
43.	11-170011-001	Hex Nut Nylock (3/8-16)
44.	11-195016-001	Lockwasher (3/8)
45.	12-250011-003	Spacer
46.	12-250073-000	L.H. Pit Cushion Arm Assembly
47.	12-250074-000	R.H. Pit Cushion Arm Assembly
48.	12-250257-085	Retainer (Pkg. of 10)
49.	N.A.	Shock Cord Retainer

N.A. = No Longer Available

Pit Cushion Support (Model A)



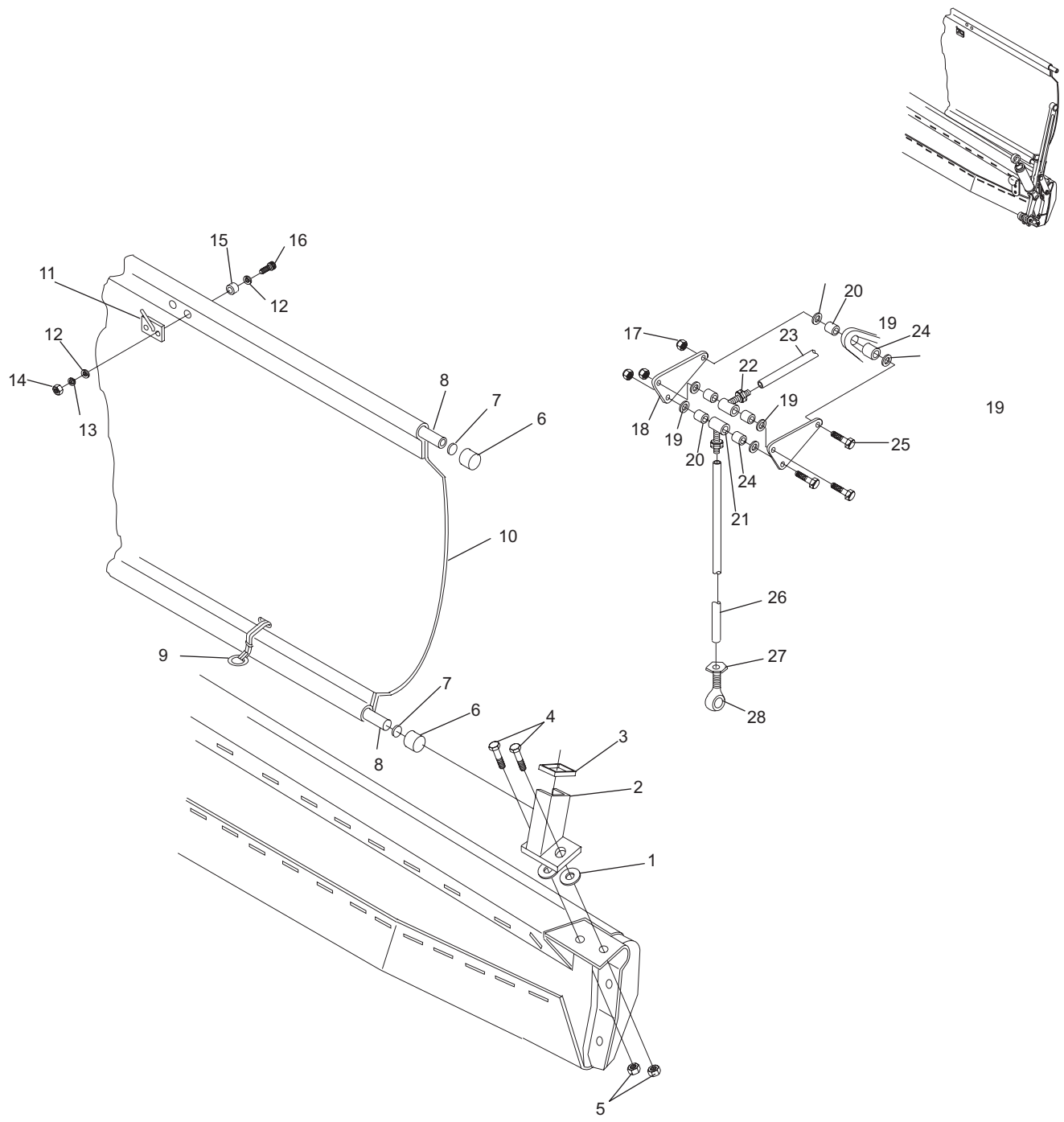
Pit Cushion Support (Model A)

Index

No.	Part No.	Description
1.	10-386096-000	Spacer (11/32 x 7/64)
2.	12-252269-000	L.H. Curtain Rod Bracket
	12-252268-000	R.H. Curtain Rod Bracket
3.	12-252061-000	Curtain Rod Retainer
4.	11-002094-001	Hex Head Socket Cap Screw (5/16-24 x 1")
5.	11-170010-001	Hex Nut Nylock (5/16-24)
6.	12-250153-000	Rod End
7.	12-250152-000	Disc Rod End
8.	N.A.	Curtain Rod
9.	N.A.	Surlyn Curtain Retainer
10.	12-862167-000	Rubber Pit Curtain
11.	12-250823-000	Hook Assembly
12.	11-190006-001	Flat Washer - SAE (#10)
13.	11-195010-001	Lockwasher (#10)
14.	11-125005-001	Hex Nut (#10-32)
15.	10-386115-000	Spacer (7/32 x 3/8)
16.	N.A.	Round Head Socket Cap Screw (10-32 x 1")
17.	11-170011-001	Hex Nut Nylock (3/8-16)
18.	12-252359-000	Link Plate
19.	12-250076-002	Fiber Washer
20.	12-250011-003	Spacer
21.	12-252365-000	Rod End
22.	11-125209-001	Hex Jam Nut (1/2-20)
23.	12-252364-003	Tube
24.	12-250248-000	Sleeve Oilite Bearing
25.	11-001354-001	Hex Head Cap Screw (3/8-16 x 2-1/2")
26.	12-252364-002	Tube
27.	11-125259-001	Hex Jam Nut (1/2-20)
28.	12-252060-000	Uniball Rod End

N.A. = No Longer Available

Pit Cushion/Pit Curtain



Pit Cushion/Pit Curtain

Index

No.	Part No.	Description
1.	12-250286-000	"A" Stamp-On Facing
2.	N.A.	End Tacking Board
3.	11-007300-001	Flat Head Socket Cap Screw (5/16-24 x 5/8")
4.	11-005553-001	Hex Head Socket Cap Screw (1/2-20 x 2-1/4")
5.	12-250011-009	Spacer
	12-250011-005	Spacer
6.	11-170016-001	Hex Nut Nylock (1/2-20)
7.	12-250073-000	L.H. Pit Cushion Arm Assembly
	12-250074-000	R.H. Pit Cushion Arm Assembly
8.	N.A.	Tacking Board (for Model A)
9.	11-170012-001	Hex Nut Nylock (3/8-24)
10.	12-252165-000	N.A. Tacking Board
11.	N.A.	Support Block
12.	11-006345-000	Button Head Socket Cap Screw (3/8-16 x 1")
13.	11-190012-001	Flat Washer - SAE (5/16)
14.	12-862578-000	Pit Cushion
15.	12-252308-000	"A-2" Pit Cushion Facing
	*12-252310-000	Strap-On Facing for A-2 & Jetblack
	*11-603114-000	Cable Ties
16.	12-862839-000	Cushion Mount & Bearing
17.	10-424001-000	Sleeve Oilite Bearing
18.	12-100185-036	Spacer
19.	10-009001-001	Hex Socket Head Cap Screw (3/8-24 x 2-1/16")

N.A. = No Longer Available

* Not Illustrated

Pit Cushion Assembly

Intentionally Blank Page

Section F

PIT CONVEYOR

Index

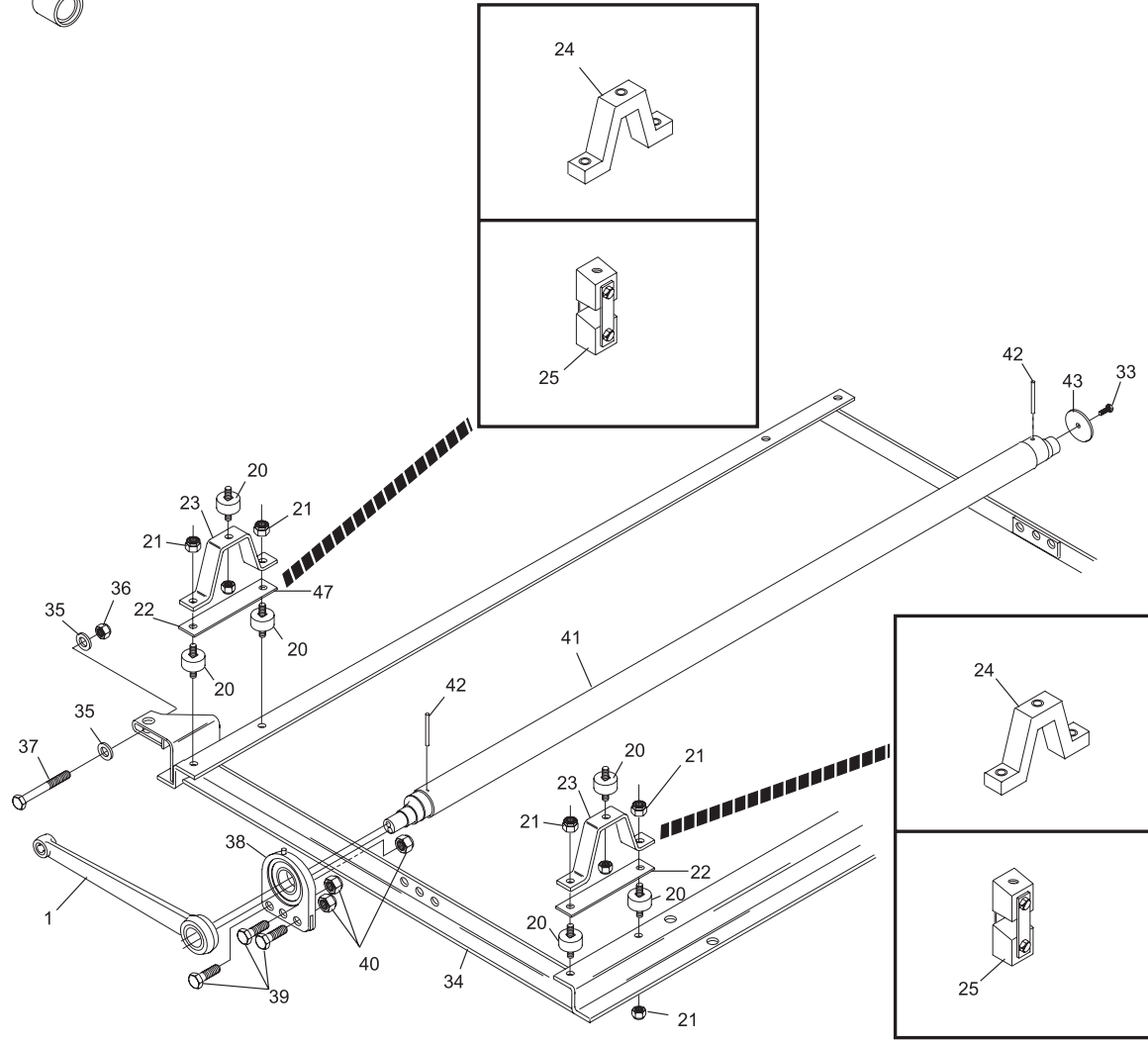
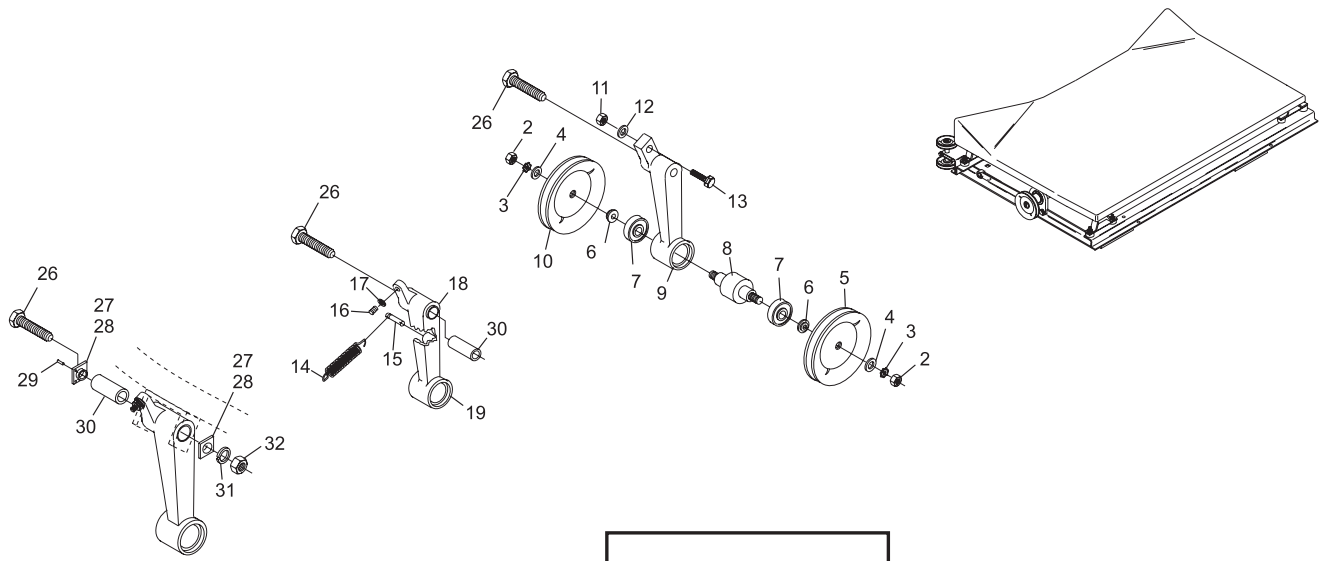
No.	Part No.	Description
1.	12-300194-000	Jogger Link Assembly
2.	11-125109-001	Hex Nut (1/2-20)
3.	11-198009-001	External Tooth Lockwasher (1/2")
4.	12-300147-000	Washer
5.	12-300071-000	Pulley Assembly
6.	12-300148-000	Spacer
7.	11-430007-000	Bearing (.6693 ID X 1.5748 OD)
8.	*12-300149-000	Shaft (for machines 27,001 and up)
	12-860641-000	Pulley Arm Shaft Assembly
9.	12-300203-000	Pulley Arm
10.	12-300073-000	Pulley Assembly
11.	11-170009-001	Hex Nut Nylock (5/16-18)
12.	11-190012-001	Flat Washer - SAE (5/16")
13.	11-001270-001	Hex Head Cap Screw (5/16-18 x 1-3/4")
14.	12-400286-000	Spring (for machines so equipped)
15.	11-353208-001	Drive Pin (5/16 x 1-1/4")
16.	11-102220-000	Headless Socket Set Screw
17.	11-125202-001	Hex Jam Nut (5/16-18)
18.	11-421058-000	Flanged Oilite Bearing (for machines prior to 95,224)
	11-420054-000	Sleeve Oilite Bearing (for machines prior to 24,000)
19.	12-300108-000	Arm & Bearing Assembly
20.	90-675000-000	Black Rubber Pit Mount
21.	11-176001-001	Keps Nut (5/16-18)
22.	12-300024-003	Front Tie Plate
	12-300024-002	Rear Tie Plate
23.	12-300076-000	Front Pier
	12-300077-000	Rear Pier
24.	90-300076-000	Front Pit Mount - Urethane
	90-300077-000	Rear Pit Mount - Urethane
25.	12-300240-000	N.A. Torsional Pier Front
	90-300076-000	R.O. Front Pit Mount (Urethane)
	12-300241-000	N.A. Torsional Pier Rear
26.	11-001357-001	Hex Head Cap Screw (3/8-16 x 3-1/4")
27.	12-400247-002	Pulley Arm Bushing, Standard (5/8")
28.	12-400247-003	Pulley Arm Bushing, Oversize (7/8")
29.	11-345152-001	Roll Pin (.125 X 3/8)
30.	12-400241-000	Spacer
31.	11-195016-001	Lockwasher (3/8)
32.	11-125104-001	Hex Nut (3/8-16)
33.	11-110130-001	Hex Head Machine Screw (1/4-7/64 x 3/4")
34.	12-300131-000	Frame Assembly
35.	11-190014-001	Flat Washer (3/8)
36.	11-170012-001	Hex Nut Nylock (3/8-24)
37.	11-001393-001	Hex Head Bolt (3/8-24 x 2-1/4")
38.	12-300160-003	Bearing
39.	11-001506-001	Hex Head Cap Screw (1/2-13 x 1-1/4")
40.	11-170114-000	Flexlock Thin Hex Nut (1/2-13)
41.	12-300141-000	Vibrator Shaft
	12-300126-000	Oscillating Vibrator Shaft - Painted
42.	11-345318-000	Roll Pin (3/16 x 1-3/4)
43.	12-300081-004	Flat Washer

N.A. = No Longer Available

R.O. = Replacement Options

* For machines prior to 27,001 order 12-860641-000 Shaft Assembly.

Pit Conveyor Drive



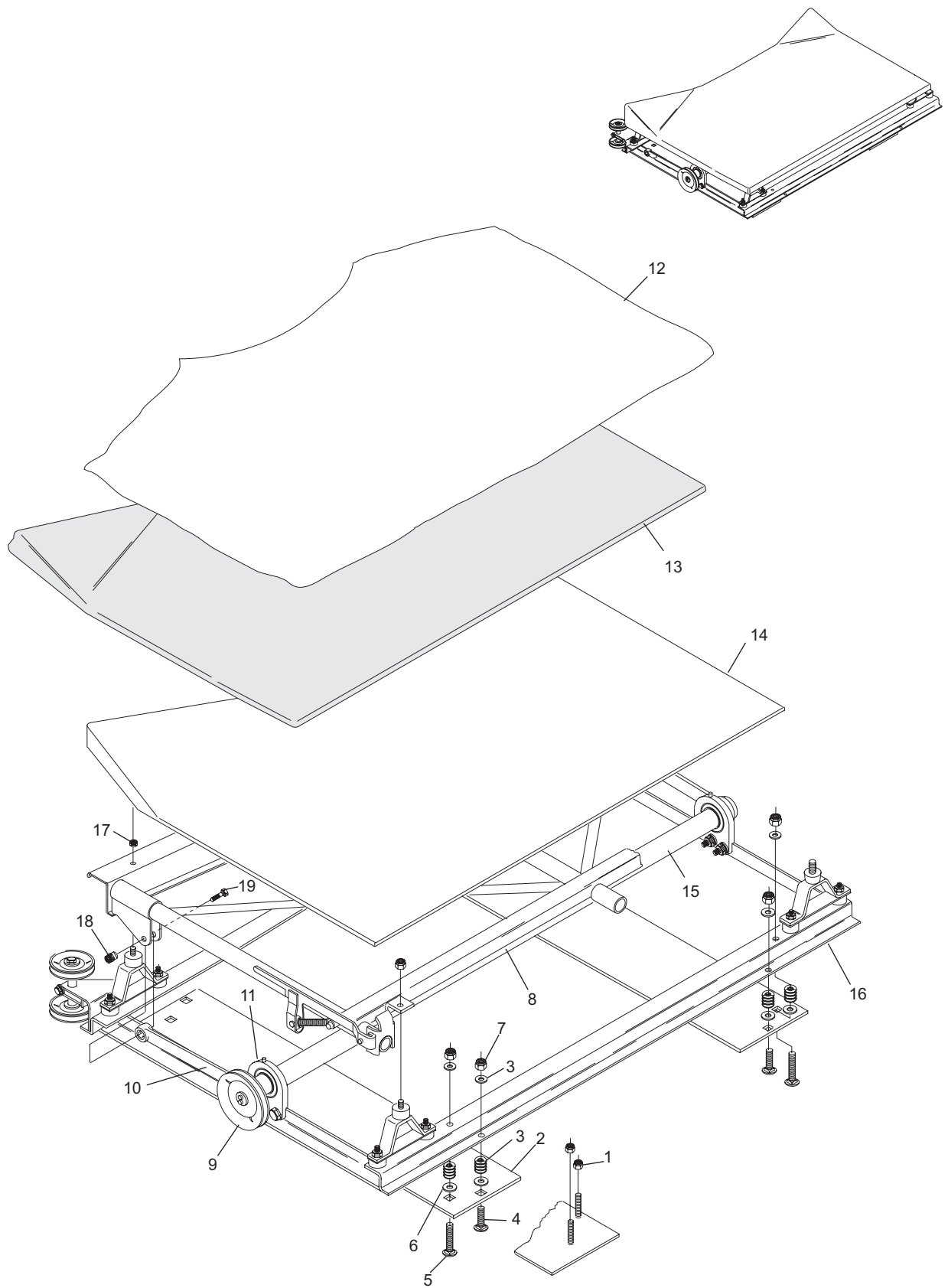
Pit Conveyor Drive

Index

No.	Part No.	Description
1.	11-430016-000	Ball Bearing
2.	11-001184-001	Hex Head Cap Screw (1/4-20 x 1")
3.	12-400033-000	Bearing Retainer
4.	12-300160-000	Bearing & Housing Assembly
5.	11-450001-000	Bearing
6.	11-450201-000	Bearing
7.	11-491000-000	Ball Bearing
8.	11-536026-000	Internal Spriol Retaining Ring
9.	12-300163-000	Jogger Link
	12-300194-000	Jogger Link Assembly
10.	12-300013-002	Spacer
11.	12-300088-000	Pulley Assembly
12.	11-005184-011	Hex Socket Head Cap Screw w/Dri-Lok
13.	11-196012-001	High Collar Lockwasher (1/4)
14.	12-300016-002	Washer
15.	11-280001-000	Grease Fitting (11/32)
16.	12-300075-000	Idler Pulley Assembly
17.	12-300109-000	Shaft
18.	11-190012-001	Flat Washer - SAE (5/16)
19.	11-001286-001	Hex Head Cap Screw (5/16-18 x 5-1/2")
20.	11-434001-000	Bearing (.500 ID X 1.1250 OD)
21.	11-345318-000	Roll Pin (3/16 x 1-3/4)
	11-530038-000	External Retaining Ring (1.282 I.D.)
22.	12-300141-000	Vibrator Shaft
23.	12-300081-004	Flat Washer
24.	11-110130-001	Hex Head Machine Screw (1/4-7/64 x 3/4")
25.	11-195015-001	Lockwasher (5/16)
26.	11-125100-001	Hex Nut (1/4-20)
27.	11-195014-001	Lockwasher (1/4)
28.	11-125102-001	Hex Nut (5/16-18)

Index

No.	Part No.	Description
1.	11-170013-001	Self-Locking Nut (7/16-14)
2.	12-300110-000	Pit Sub Mounting Plate
3.	11-191018-001	Flat Washer (1/2)
4.	12-300107-002	Carriage Bolt (for machines prior to serial #3850)
5.	12-300107-003	Bolt (for machines serial #3850 and up)
6.	11-191024-001	Flat Washer (3/4)
7.	11-170016-001	Hex Nut Nylock (1/2-20)
8.	12-860659-000	Pit Frame Assembly
9.	12-300088-000	Pulley Assembly
10.	12-300194-000	Jogger Link Assembly
11.	12-300160-000	Vibrator Shaft Bearing Assembly
	12-300160-003	Bearing
12.	12-860725-000	Pit Carpet Cover (1 Ea.)
13.	12-300103-000	Pit Rug
14.	12-860620-002	Fiberglass Pit Board Only
	12-860620-003	Fiberglass Pit Board Assembly
15.	12-300141-000	Vibrator Shaft
16.	12-300131-000	Frame Assembly
17.	11-176001-001	Keps Nut (5/16-18")
18.	11-155401-002	Spline Nut (3/8-24)
19.	11-001390-001	Hex Head Cap Screw (3/8-24 x 1-3/4)



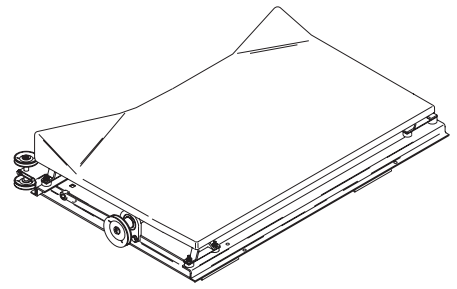
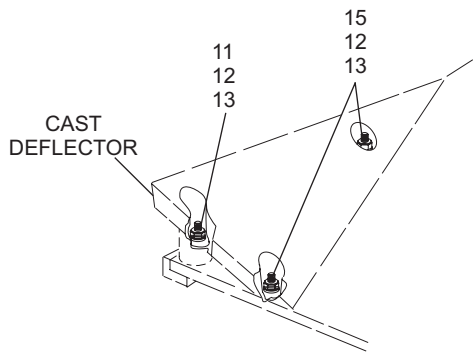
Pit Conveyor Assembly

Index

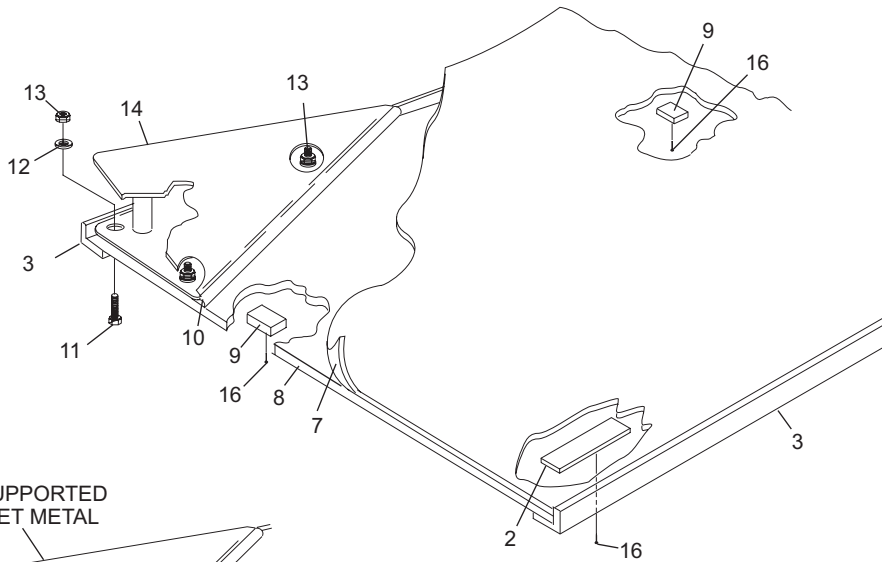
No.	Part No.	Description
1.	12-300212-000	Rubber Block & Bracket
2.	12-300180-000	Rubber Strip
3.	12-300146-002	Rubber Strip (46")
4.	11-014090-009	Flat Head Socket Machine Screw
5.	11-170005-001	Hex Nut Nylock (#10-24)
6.	12-300146-004	Rubber Strip (17")
7.	12-300103-000	Pit Rug
8.	12-860620-004	Wood Pit Board Assembly
	12-860620-005	Wood Pit Board Only (1/2" 7 Ply)
9.	12-300205-002	Rubber Block (3" x 1-1/2" x 5/8")
	12-300205-003	Rubber Block (3" x 1-1/2" x 1/4")
10.	12-300162-000	Impact Cushion
11.	12-300093-002	Elevator Bolt
	12-300093-004	Elevator Bolt
	12-300093-005	Elevator Bolt
12.	11-190012-001	Flat Washer - SAE (5/16)
	11-190014-001	Flat Washer (3/8)
13.	11-170009-001	Hex Nut Nylock (5/16-18)
	11-170110-001	Hex Nut Flexlock (3/8-16)
14.	12-300207-000	L.H. Deflector Assembly
	12-300208-000	R.H. Deflector Assembly
15.	12-300093-003	Bolt
16.	N.A.	Screw Nail 3/4"
	N.A.	Screw Nail 7/8"
	N.A.	Screw Nail 1-1/4"
	N.A.	Screw Nail 5/8"

N.A. = No Longer Available

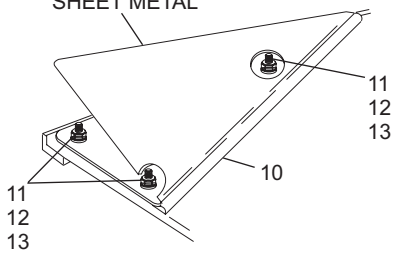
Pit Conveyor Boards



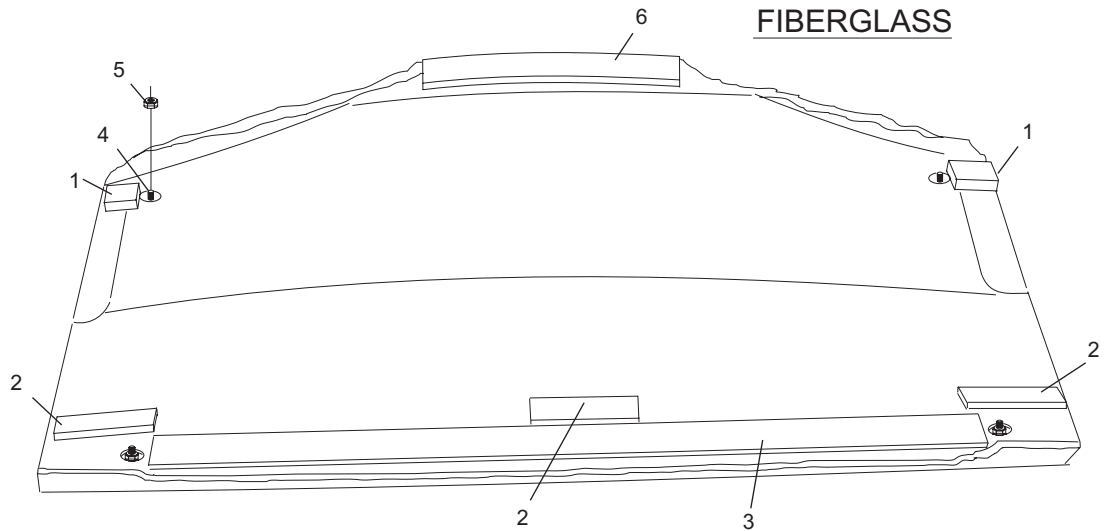
WOOD



UNSUPPORTED SHEET METAL



FIBERGLASS



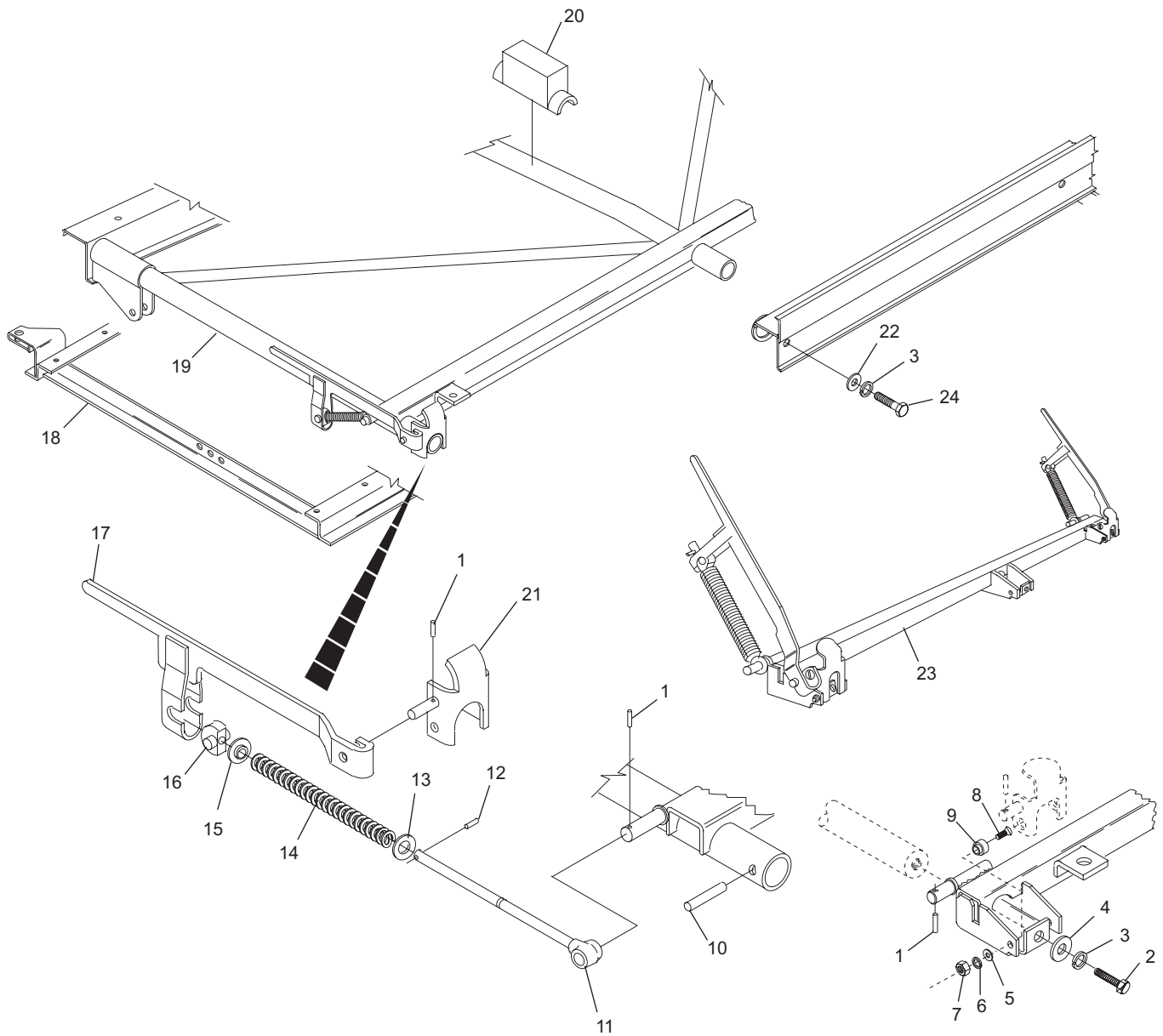
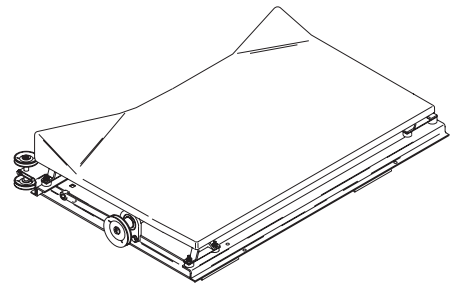
Pit Conveyor Boards

Index

No.	Part No.	Description
1	11-345160-000	Roll Pin (.125 x 3/8)
2.	11-001508-001	Hex Head Cap Screw (1/2-13 x 1-1/2")
3.	11-195018-001	Lockwasher (1/2)
4.	11-190018-001	Flat Washer (1/2)
5.	11-190006-001	Flat Washer - SAE (#10)
6.	11-195010-001	Lockwasher (#10)
7.	11-125004-001	Hex Nut (#10-24)
8.	11-007092-001	Flat Head Socket Cap Screw (10-24 x 3/4")
9.	12-300224-000	Pivot Post
10.	11-345573-000	Roll Pin (1/2 x 2-3/4)
11.	12-300170-000	Spring Guide
12.	11-345258-001	Roll Pin (5/32 x 3/4)
13.	11-190016-001	Flat Washer (7/16)
14.	12-300172-000	Compression Spring
15.	12-300189-000	Step Washer
16.	12-300178-000	Pivot
17.	12-300192-000	R.H. Lever & Bracket
	12-300193-000	L.H. Lever & Bracket
18.	12-300131-000	Frame Assembly
19.	12-860659-000	Pit Frame Assembly
20.	12-302212-000	Pit Board Bumper
21.	12-300168-000	R.H. Clamp & Pin Assembly
	12-300169-000	L.H. Clamp & Pin Assembly
22.	11-191018-001	Flat Washer (1/2)
23.	12-860624-000	Rear Pit Frame Conversion Kit
24.	12-300104-000	N.A. Hex Head Socket Cap Screw
	11-002247-000	R.O. Hex Head Cap Screw (1/2-13 x 1-3/4")

N.A = No Longer available

R.O. = Replacement Option



Pit Conveyor Frame

Intentionally Blank Page

Section G

RAKE

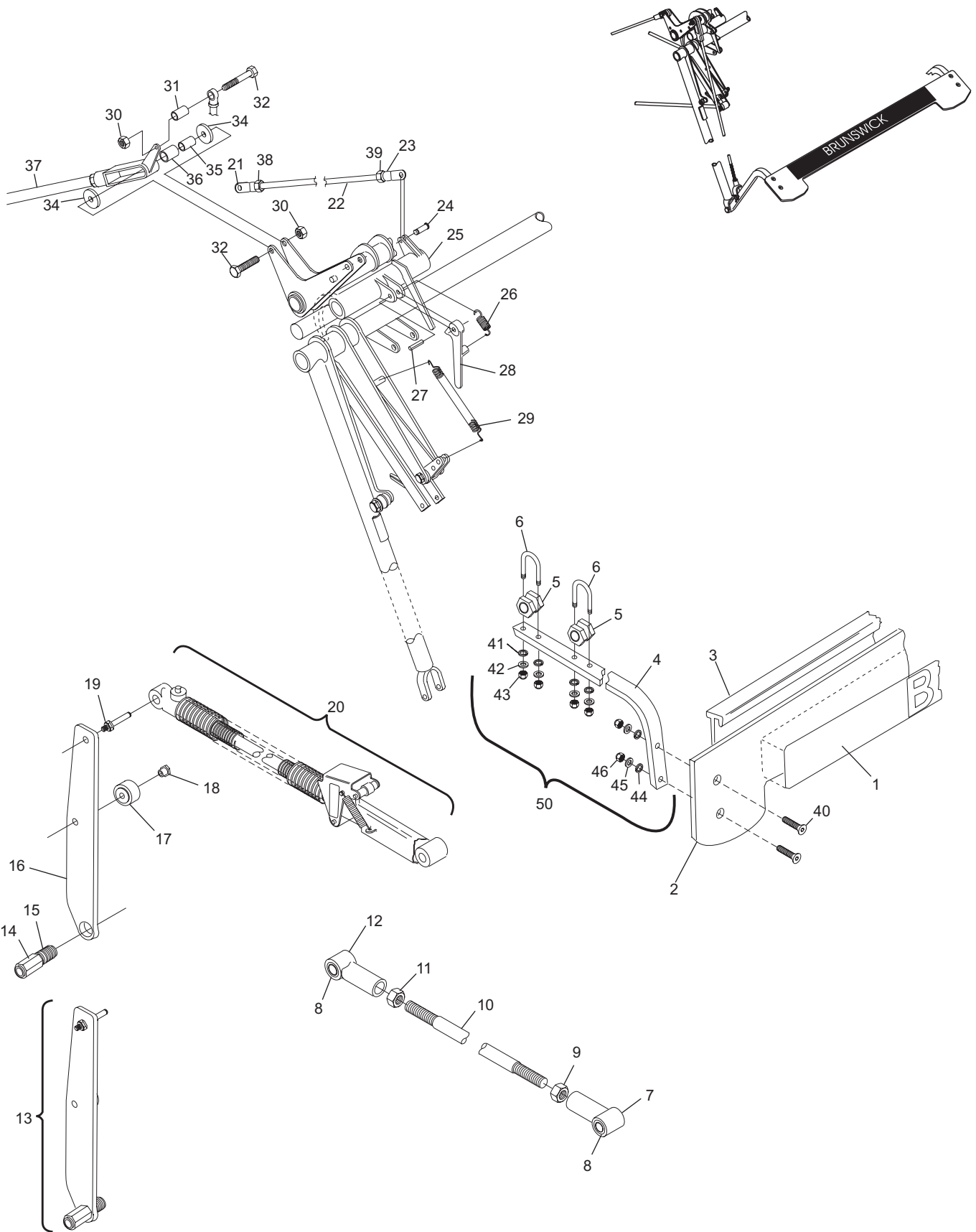
Index

No.	Part No.	Description
1.	N.A.	Decal
	12-252290-000	"Astroline" Rake Board Decal
	12-252290-010	"2000" Rake Board Decal
	N.A.	Decal (for straight rake boards)
2.	12-252373-000	Gray Rake Board w/o Decal
	12-252373-010	Brown Rake Board w/o Decal
	12-252548-000	Gray Rake Board (5.5")
	12-252548-010	N.A. Rake Board - Brown Kickbacks (5.5")
	12-252373-000	R.O. Rake Board - Gray w/o Decal
	12-252374-010	R.O. Rake Board Assembly - Brown
3.	12-252372-000	Gray Rake Board Cushion
	12-252372-010	Brown Rake Board Cushion
	12-252284-000	N.A. Cushion
4.	12-252037-000	N.A. Sweep Arm
	90-252037-000	R.O. Molded Sweep Arm Assembly
5.	12-252039-000	Pin Housing
6.	12-252009-000	U-Bolt
7.	12-250060-002	Rod End Assembly
8.	11-420035-000	Sleeve Oilite Bearing
9.	11-125206-001	Hex Jam Nut (7/16-14)
10.	12-250032-002	Rod
11.	11-125256-001	Hex Jam Nut (7/16-14)
12.	12-250060-003	Rod End Assembly
13.	12-252235-000	Cam Follower Arm Assembly (for Model A-2)
14.	11-421019-000	Flanged Oilite Bearing
15.	12-250230-000	Hub & Bearing Assembly
16.	12-252234-000	Cam Follower Arm (or Model A-2)
17.	11-460000-000	Needle Roller Bearing
18.	12-250244-000	Bearing Stud
19.	12-250229-000	Pivot Stud
20.	12-252301-000	Rake Latch Assembly
21.	12-250021-002	R.H. Rod End
22.	12-250031-002	Rod
23.	12-250021-003	L.H. Rod End
24.	12-250010-011	X-Washer Pin
25.	12-250265-000	N.A. Lever Shoe
26.	12-250127-000	Tension Spring
27.	11-345412-000	Roll Pin (1/4 x 1")
28.	12-250044-000	Latch
29.	12-250050-000	Spring
30.	11-170007-001	Hex Nut Nylock (1/4-20)
31.	12-252339-000	Spacer
32.	11-002008-001	Hex Head Socket Cap Screw (1/4-20 x 2")
33.	N.A.	Acorn Nut
34.	12-250076-003	Washer
35.	12-250091-000	Sleeve Oilite Bearing
36.	12-252090-000	Bumper
37.	N.A.	Line Assembly
38.	11-125200-001	Hex Jam Nut (1/4-20)
39.	11-125250-001	Hex Jam Nut (1/4-20)
40.	11-007386-001	Flat Head Socket Cap Screw (3/8-24 x 1-1/4")
41.	11-190012-001	Flat Washer - SAE (5/16)
42.	11-195015-001	Lockwasher (5/16)
43.	N.A.	Acorn Nut
44.	11-190014-001	Flat Washer (3/8)
45.	11-195016-00	Lockwasher (3/8)

N.A. = No Longer Available

R.O. = Replacement Option

Rake Assembly



Rake Assembly

Index

No.	Part No.	Description
1.	12-862186-000	Modular Rake Shaft Assembly
2.	11-421030-000	Flanged Bronze Bearing
3.	11-420066-000	Sleeve Oilite Bearing
4.	11-345418-001	Roll Pin (1/4 x 1-3/4")
5.	12-250011-013	Spacer
6.	11-345306-000	Roll Pin (3/16 x 5/8")
7.	11-345406-000	Roll Pin (1/4 x 5/8")
8.	12-250010-007	X-Washer Pin
9.	11-420063-000	Sleeve Oilite Bearing
	11-421147-000	Bearing (.5145 I.D. X .6905 O.D.)
10.	11-230005-001	X Washer (1/4)
11.	12-250049-000	Hook
12.	12-250197-000	Stepped Spacer
13.	10-376007-000	Wheel
	10-376009-000	Spring Roller
14.	11-421027-000	Flanged Oilite Bearing
15.	12-250014-000	Pivot Assembly
	12-250273-000	Pivot Assembly
16.	12-250011-014	Spacer
17.	12-250022-002	Tapered Rake Crank Rod
	12-250278-002	Tapered Rake Crank Rod
	12-252309-000	Collapsible Rake Crank Rod - Straight
18.	12-250020-000	Pivot Assembly
	12-250275-000	Pivot Assembly
19.	12-250225-000	Link & Bearing Assembly
20.	12-250039-000	Block
21.	12-250085-000	Grease Fitting
22.	12-250066-000	Pin
23.	12-250011-012	Spacer
24.	11-421017-000	Flanged Oilite Bearing
25.	12-250011-011	Spacer
	12-250053-004	Washer
26.	11-450302-000	Ball Bearing
27.	11-230001-001	X-Washer (1/8)
28.	12-250029-000	Bell Crank
29.	12-250040-000	Link
30.	12-200152-003	Knurled Pin
31.	N.A.	Wheel (For machines prior to S/N 24,000)
32.	*90-252037-xxx	Molded Sweep Arm Assembly
33.	11-001270-001	Hex Head Cap Screw (5/16-18 x 1-3/4")
34.	11-190012-001	Flat Washer - SAE (5/16)
35.	11-002068-001	Hex Head Socket Cap Screw (5/16-18 x 2")
36.	11-195015-001	Lockwasher (5/16)
37.	11-125102-000	Hex Nut (5/16-18)
38.	11-170009-001	Lock Nut
39.	11-420095-000	Sleeve Oilite Bearing
40.	11-530017-001	External Retaining Ring
41.	11-420069-000	Bearing (.627 I.D. X 1.128 O.D.)
42.	11-125263-001	Hex Jam Nut (5/8-18)
43.	10-125002-001	Jam Nut R.H. (5/8-18)
44.	11-007388-001	Flat Head Socket Cap Screw (3/8-24 x 1-1/2")
45.	11-190018-001	Flat Washer (1/2)
46.	10-386128-000	Spacer
47.	11-002072-001	Hex Head Socket Cap Screw (5/16-18 x 3")
48.	12-250052-006	X-Washer Pin
49.	12-250050-000	Spring
50.	12-252295-000	L.H. End Plate

N.A. = No Longer Available

Part No. Suffix	Primary Color
-000	STANDARD GRAY
-224	GID NEON BANANA
-225	GID NEON STRAWBERRY
-602	GID LIGHT GRAY

Rake Assembly

Index

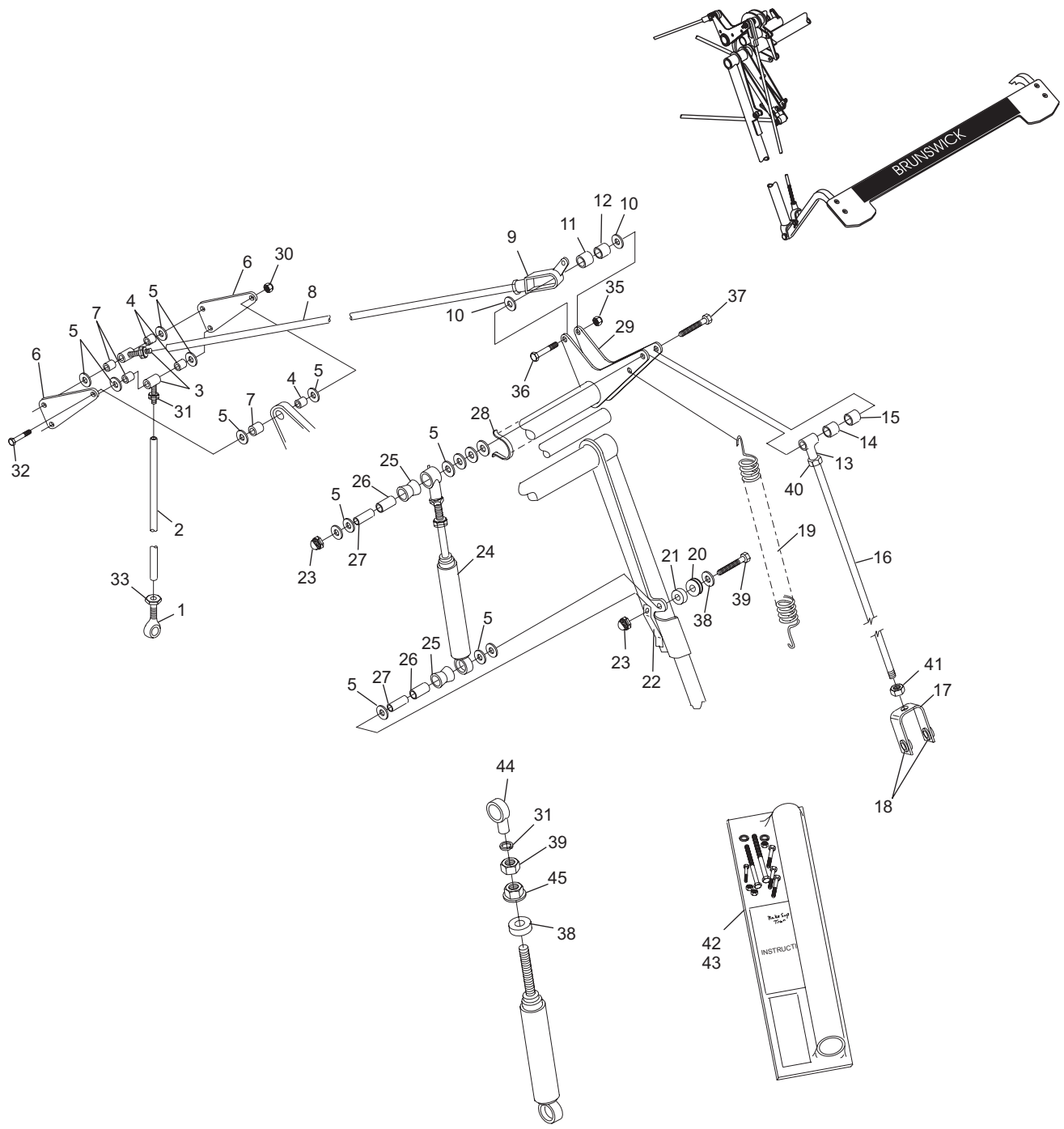
No.	Part No.	Description
1.	12-252060-000	Uniball Rod End
2.	12-252364-002	Tube
3.	12-252365-000	Rod End, for Model A-2
	12-250058-000	Rod End Assembly
4.	12-250011-003	Spacer
5.	12-250076-002	Fiber Washer
6.	12-252359-000	Link Plate
7.	12-250248-000	Sleeve Oilite Bearing
8.	12-252364-003	Tube
	12-250015-002	Rod
9.	12-252029-000	Slotted Pivot
	12-250028-000	Slotted Pivot Assembly
10.	12-250076-003	Washer
11.	12-252090-000	Bumper
12.	12-250091-000	Sleeve Oilite Bearing
	12-252092-000	Bumper & Bearing Assembly
13.	12-252000-053	Rod End Assembly
14.	11-420102-000	Sleeve Oilite Bearing
15.	12-250011-019	Spacer
	12-250183-005	Spacer
16.	12-252024-004	Rod
	12-250024-002	Rod
17.	12-250027-000	Pivot Assembly
18.	11-421147-000	Bearing (.5145 I.D. X .6905 O.D.)
19.	12-250051-000	Tension Spring
20.	10-376009-000	Spring Roller
21.	12-250197-000	Stepped Spacer
22.	12-252361-000	Bracket
23.	N.A.	Acorn Nut
24.	12-252338-000	Shock Absorber Assembly
25.	12-250189-000	Rubber Bushing
26.	12-250075-000	Sleeve Oilite Bearing
27.	12-250011-021	Spacer
28.	12-752015-000	Clip
29.	12-252048-000	Rake Lift Arm Assembly
	12-250048-000	Rake Lift Arm Assembly
30.	11-170011-001	Hex Nut Nylock (3/8-16)
31.	11-125209-001	Hex Jam Nut (1/2-20)
32.	11-001354-001	Hex Head Cap Screw (3/8-16 x 2-1/2")
33.	11-125259-001	Hex Jam Nut (1/2-20)
34.	11-195010-001	Lockwasher (#10)
35.	11-170007-001	Hex Nut Nylock (1/4-20)
36.	11-002008-001	Hex Head Socket Cap Screw (1/4-20 x 2")
37.	11-002075-001	Hex Head Socket Cap Screw (5/16-18 x 3-3/4")
38.	12-252342-000	Rubber Spacer
39.	11-195018-001	Lockwasher (1/2)
40.	11-125254-001	Hex Jam Nut (3/8-16)
41.	11-125204-001	Hex Jam Nut (3/8-16)
42.	12-860607-000	Rake Shaft Repair Kit- US pinsetters
43.	12-860665-000	Rake Shaft Repair Kit - Japanese pinsetters
44.	12-252338-003	Mounting Rod End
45.	11-131510-001	Flanged Nut

N.A. = No Longer Available

NOTE: 12-862015-000 Rod End Conversion Kit (Uniball) Consists of the Following:

2 each - 12-252060-000 Uniball Rod ends
2 each - 12-100185-036 Spacer
8 each - 11-190520-001 Washer
2 each - 11-125259-001 Hex Nut
2 each - 11-121523-000 Nylon Cap Nut
2 each - 10-002006-000 Hex Hd. Bolt
4 each - 12-252346-000 Follower Link

Rake Assembly



Rake Assembly

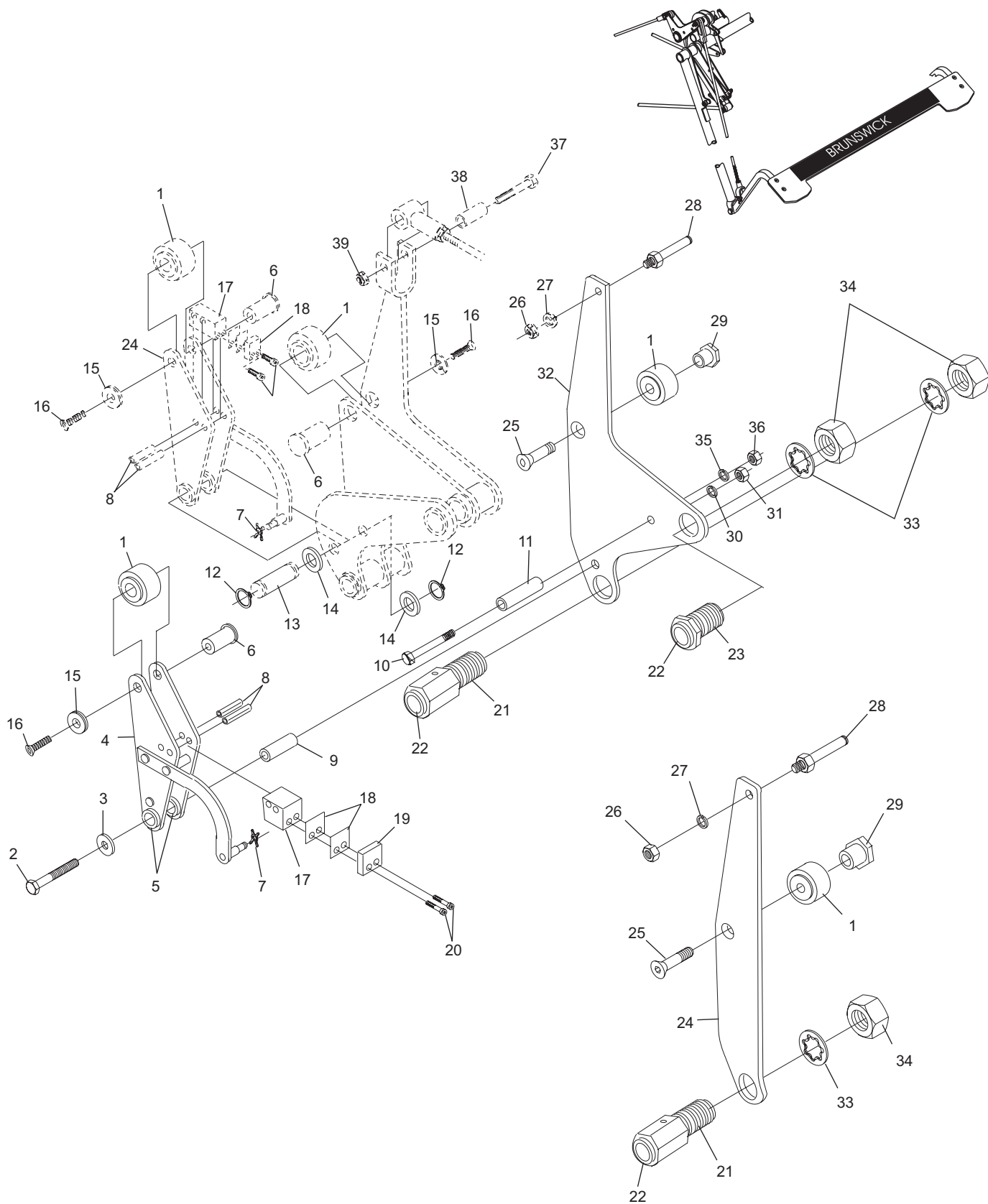
Index

No.	Part No.		Description
1.	11-460000-000		Needle Roller Bearing
2.	11-001474-001		Hex Head Socket Cap Screw (7/16-20 x 2-1/2")
3.	11-191014-001		Flat Washer (3/8)
4.	12-250242-000	N.A.	Rake Cam Follower Assembly
	12-250235-000	R.O.	Cam Follower Arm Assembly
5.	11-421060-000		Bearing (.626 I.D. X .815 O.D.)
6.	12-250140-000		Cam Follower Pin
7.	12-230001-006	N.A.	X Washer
8.	N.A.		Roll Pin
9.	12-250011-017		Spacer
10.	11-001191-001		Hex Head Socket Cap Screw
11.	12-250011-016		Spacer
12.	11-530021-001		External Retaining Ring
13.	12-250052-003		X-Washer Pin
14.	12-250053-002		Washer
15.	12-250141-000		Clamp Washer
16.	11-007086-001		Flat Head Socket Cap Screw (10-24 x 3/8")
17.	12-250143-000	N.A.	Block
18.	12-250144-002		Shim 0.030
	12-250144-003		Shim
19.	12-250145-000	N.A.	Cam Follower Arm Stop
20.	11-005094-000		Hex Head Socket Cap Screw (10-24 x 1")
21.	12-250230000		Hub & Bearing Assembly
22.	N.A.		Bearing (2 required)
23.	12-250231-000		Hub Assembly
24.	12-252234-000		Cam Follower Arm (for A-2 model only)
	12-252235-000		Cam Follower Arm Assembly
25.	11-007386-001		Flat Head Socket Cap Screw (3/8-24 x 1-1/4")
25.	11-002155-000		Hex Head Socket Cap Screw (3/8-24 x 1-1/4")
26.	11-125104-001		Hex Nut (3/8-16)
27.	11-195016-001		Lockwasher (3/8)
28.	12-250229-000		Pivot Stud
29.	12-250244-000		Bearing Stud
30.	11-195017-001		Lockwasher (7/16)
31.	11-125107-001		Hex Nut (7/16-20)
32.	12-250234-000		Cam Follower Arm
	12-250235-000		Cam Follower Arm Assembly
33.	11-199019-001		Internal Tooth Lockwasher (1-1/8")
34.	11-125221-001		Hex Jam Nut (1-1/8 x 12)
35.	11-195014-001		Lockwasher (1/4)
36.	11-125100-001		Hex Nut (1/4-20)
37.	11-001311-000	N.A.	Hex Head Socket Cap Screw
38.	12-250183-004		Spacer
39.	11-170010-001		Hex Nut Nylock (5/16-24)

N.A. = No Longer Available

R.O. = Replacement Option

Rake Drive



Rake Drive

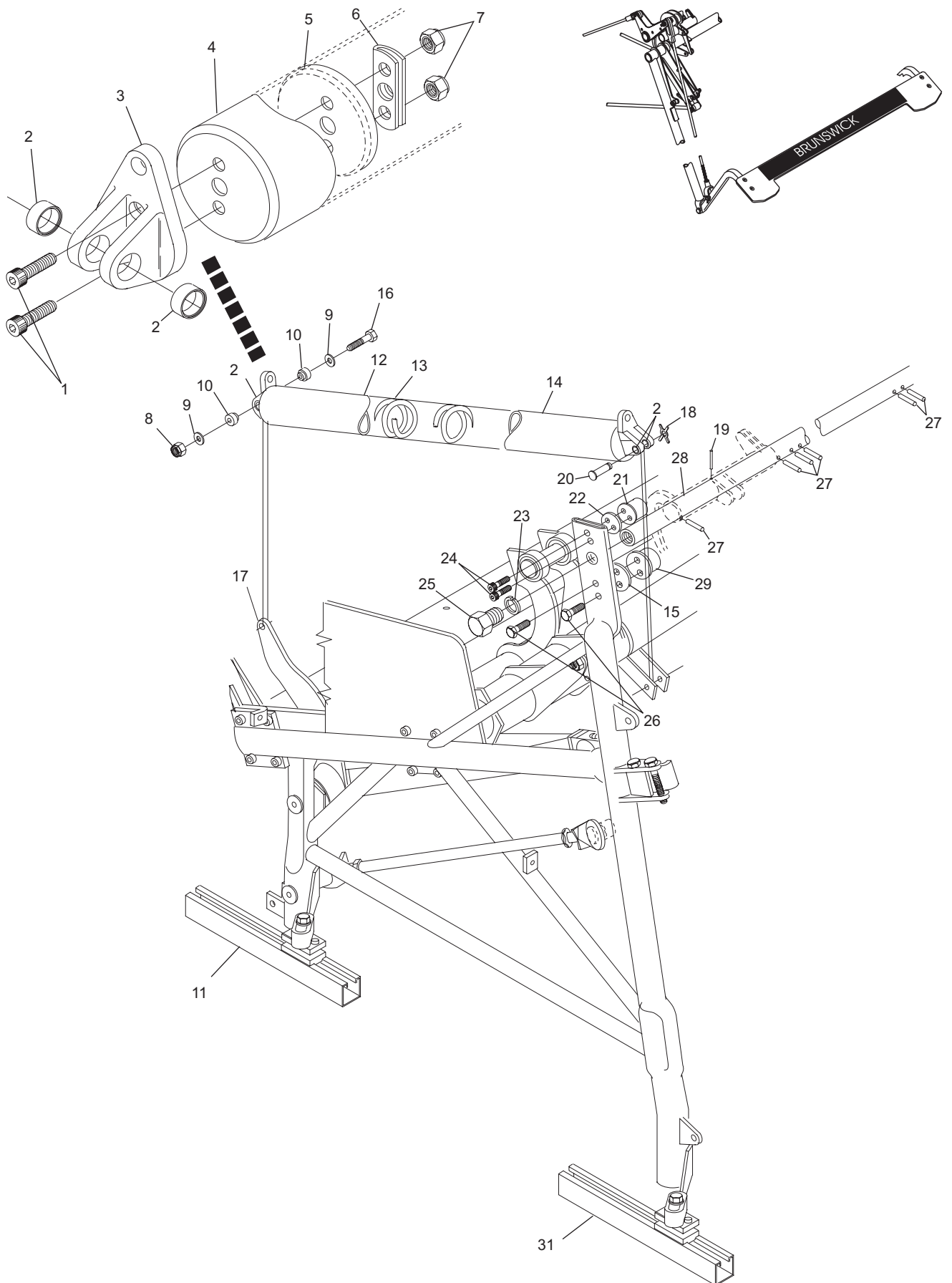
Index

No.	Part No.		Description
1.	11-005304-001		Hex Head Socket Cap Screw (5/16-24 x 1")
2.	11-420009-000		Sleeve Oilite Bearing (.5015 I.D.X.628 O.D.)
	11-420019-000		Sleeve Oilite Bearing (.627 I.D. X .753 O.D.)
3.	12-350163-002		Spring Guide Tube Cap
	N.A.		Spring Guide Tube Cap
4.	12-350170-000		Outside Spring Guide Tube
	12-350171-000	N.A.	Inside Spring Guide Tube
5.	12-350164-002		Washer
	12-350164-003		Washer
6.	12-350167-000		Nut Retainer
7.	11-170010-001		Hex Nut Nylock (5/16-24)
8.	11-170011-001		Hex Nut Nylock (3/8-16)
	11-170114-000		Flexlock Thin Hex Nut (1/2-13)
9.	11-190014-001		Flat Washer (3/8)
10.	12-350120-000		Bushing (9/16")
	12-350123-000		Bushing
	12-350165-000		Bushing (3/4")
11.	12-350131-000	N.A.	Channel
12.	N.A.		Spring Guide Tube Cap Assembly (Outside)
13.	12-350126-000		Compression Spring
14.	N.A.		Spring Guide Tube Cap Assembly (Inside)
15.	12-350118-003	N.A.	Shim (.060)
	12-350118-004	R.O.	Shim (.030)
16.	11-001352-001		Hex Head Socket Cap Screw (3/8-16 x 2")
	11-001353-001		Hex Head Socket Cap Screw (3/8-16 x 2-1/4")
	11-001512-000		Hex Head Socket Cap Screw (1/2-13 x 2")
17.	12-350821-000	N.A.	Deck Lift Shaft Assembly
	12-862581-000	R.O.	Deck Lift Shaft Assembly
18.	11-230005-001		X Washer (1/4)
19.	11-345420-001		Roll Pin - (1/4 x 2)
20.	12-350023-002		Pin
21.	12-350010-000		Bearing Stud
22.	12-350118-004		Shim (.030)
	12-350118-005		Shim (.060)
23.	11-195020-001		Lockwasher (5/8)
24.	11-005264-001		Hex Head Socket Cap Screw (5/16-18 x 1")
25.	11-002365-001		Hex Head Cap Screw (5/8-11 x 1-1/4")
26.	11-002124-001		Hex Head Socket Cap Screw (3/8-16 x 1")
27.	11-345418-001		Roll Pin (1/4 x 1-3/4)
28.	N.A.		Cross Brace
29.	12-350011-000		Bearing Stud
30.	12-350118-002		Shim (.030)

N.A. = No Longer Available

R.O. = Replacement Option

Rake - Left Hand Frame



Rake - Left Hand Frame

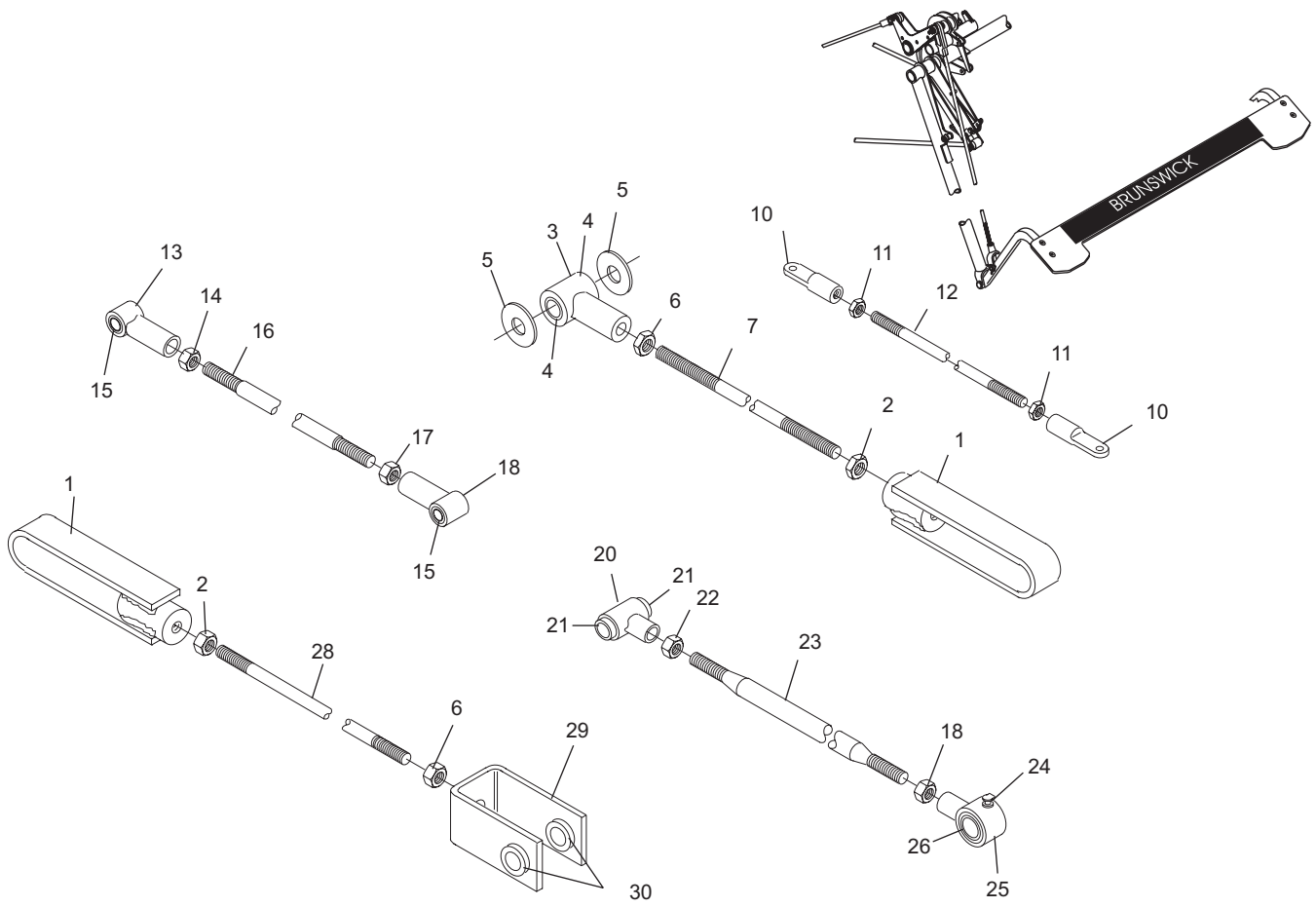
Index

No.	Part No.	Description
1.	12-250028-000	Slotted Pivot Assembly
2.	11-125254-001	Hex Jam Nut (3/8-16)
3.	*12-250058-000	Rod End Assembly
4.	12-250248-000	Sleve Oilite Bearing
5.	N.A.	Fibre Washer
6.	11-125204-001	Hex Jam Nut (3/8-16)
7.	N.A.	Rod (43-7/16")
8.	N.A.	Rod End (R.H. thread 1/4-20)
9.	11-125200-001	Hex Jam Nut (1/4-20)
10.	N.A.	Rod End (L.H. thread 1/4-20)
11.	11-125250-001	Hex Jam Nut (1/4-20)
12.	N.A.	Rod (18-1/8")
13.	N.A.	Rod End Assy. w/bearing (L.H. thread)
14.	11-125256-001	Hex Jam Nut (7/16-14)
15.	11-420035-000	Sleve Oilite Bearing
16.	N.A.	Rod (20-5/8")
17.	11-125206-001	Hex Jam Nut (7/16-14)
18.	N.A.	Rod End Assy. w/bearing (R.H. thread)
19.	11-125257-000	Hex Jam Nut (7/16-20)
20.	12-250014-000	Pivot Assembly
21.	11-421027-000	Flanged Oilite Bearing
22.	11-125207-001	Hex Jam Nut (7/16-20)
23.	N.A.	Rod (40")
24.	11-590000-000	Oil Hole Cover
25.	12-250020-000	Pivot Assembly
26.	11-420069-000	Bearing (.627 I.D. X 1.128 O.D.)
27.	12-250275-000	Pivot Assembly
28.	N.A.	Rod (56-3/4")
29.	12-250027-000	Pivot Assembly
30.	11-420063-000	Sleve Oilite Bearing
31.	12-252365-000	Rod End
32.	N.A.	Spacer
33.	11-125209-001	Hex Jam Nut (1/2-20)
34.	N.A.	Tube (46-5/8")
35.	11-125259-001	Hex Jam Nut (1/2-20)
36.	12-252029-000	Slotted Pivot
37.	11-125263-001	Hex Jam Nut (5/8-18)
38.	N.A.	Rod (40-7/8")
39.	10-125002-001	Jam Nut R.H. (5/8-18)
40.	12-250273-000	Pivot Assembly
41.	N.A.	Spacer
42.	N.A.	Rod (59-1/2")
43.	N.A.	Rod End w/Bearing
44.	11-420102-000	Sleve Oilite Bearing
45.	N.A.	Spacer

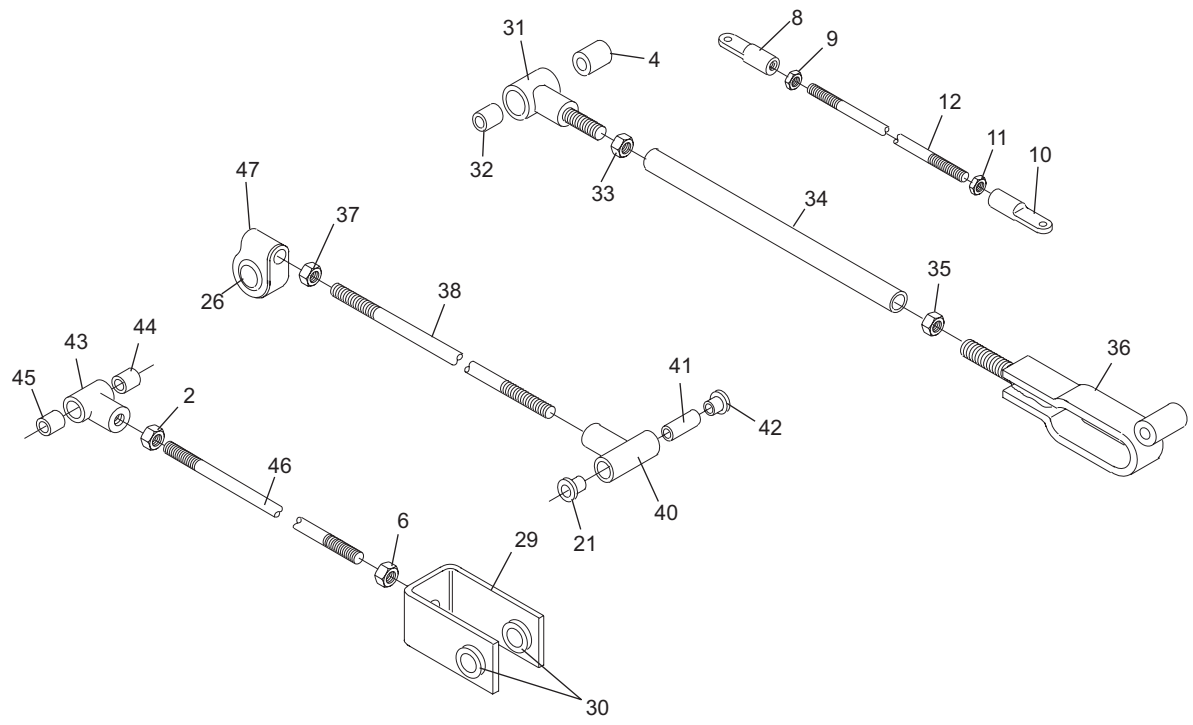
N.A. = No Longer Available

* Index No. 3 consists of Rod End with 12-250248-000 bearing plus 2 each 12-250076-002 fibre washers.

Rake Crank Rod



"A" MACHINE ASSEMBLIES



"A-2" MACHINE ASSEMBLIES

Rake Crank Rod

Index

No.	Part No.		Description
1.	12-252373-000		Gray Rake Board W/O Decal
	12-252373-010		Brown Rake Board W/O Decal
2.	12-252374-000		Gray Rake Board Assembly
	12-252374-010		Brown Rake Board Assembly
3.	12-252548-000		Gray Rake Board (5.5")
	12-252548-010	N.A.	Rake Board - Brown Kickbacks (5.5")
	12-252373-000	R.O.	Rake Board - Gray w/o Decal
	12-252374-010	R.O.	Brown Rake Board Asssembly
4.	*12-252372-000		Gray Rake Board Cushion)See Note 1)
	*12-252372-010		Brown Rake Board Cushion (See Note 1)
5.	**N.A.		Rake Board Cushion, See Note 2
6.	12-252284-000	N.A.	Cushion
7.	N.A.		Decal for Straight Rake Boards
8.	N.A.		Decal for Straight Rake Boards
9.	12-252290-010		"2000" Rake Board Decal
	12-252290-000		"Astroline" Rake Board Decal
10.	11-676010-000	N.A.	Cement (1/2 Pint)

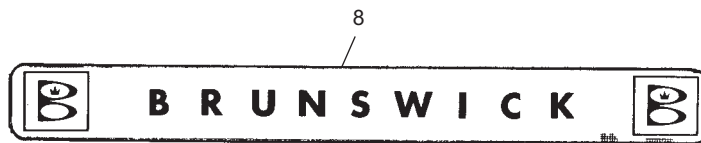

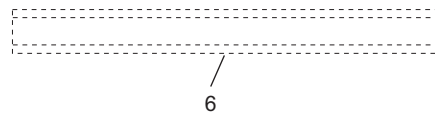
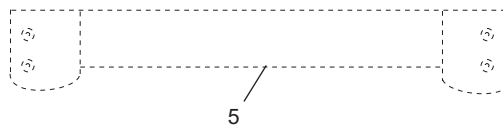
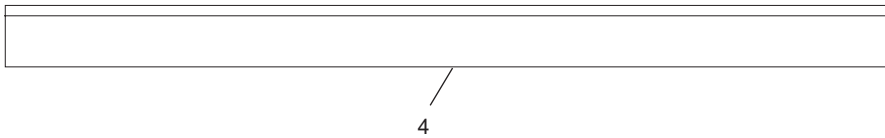
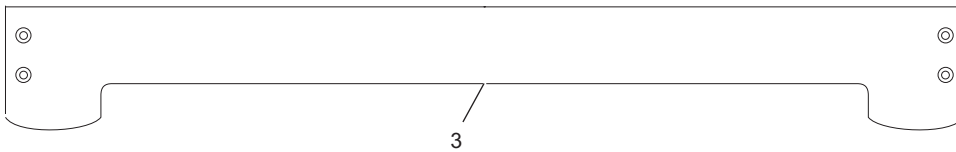
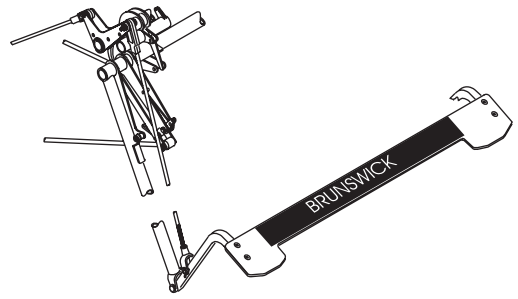
N.A. = No Longer Available

R.O. = Replacement Option

* For all machines with Fiberglass Rake Board

** For use on metal Rake Boards only

Rake Board



Rake Board

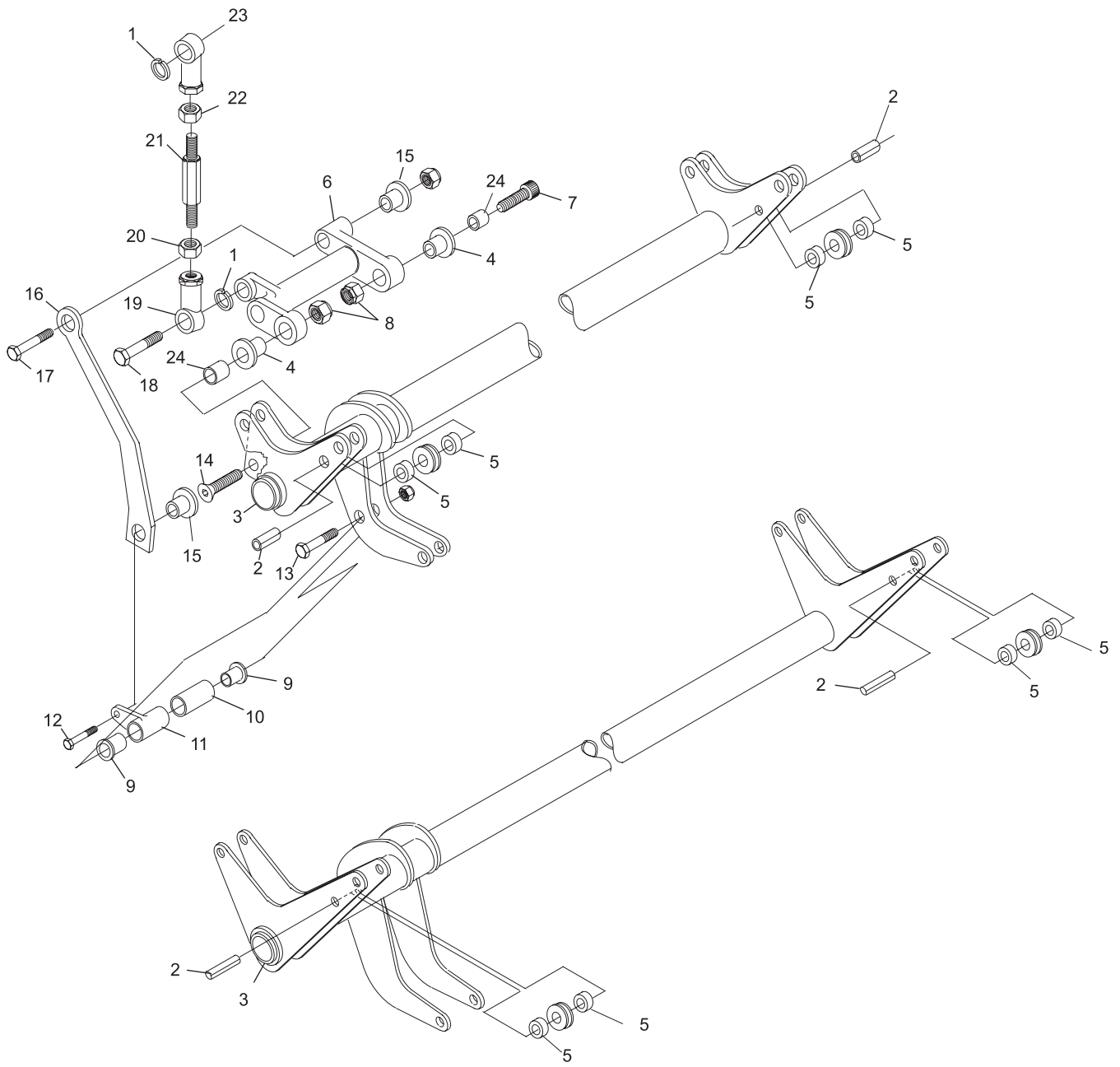
Index

No.	Part No.	Description
1.	11-196012-001	Lockwasher
2.	11-345516-000	Roll Pin
3.	11-421105-000	Bearing (2 req'd)
4.	11-421103-000	Flanged Bearing
5.	12-250011-015	Spacer
6.	12-252354-000	N.A. Trip Arm (see Note)
7.	11-005266-001	Hex Head Socket Cap Screw
8.	11-170009-001	Locknut
9.	11-421104-000	Flanged Bearing
10.	12-100185-022	Spacer
11.	12-252355-091	Pivot Link (see Note)
12.	11-001185-001	Hex Head Screw
13.	11-001194-001	Hex Head Screw
14.	11-007262-001	Flat Head Socket Cap Screw
15.	11-421102-000	Flanged Bearing
16.	12-252356-000	Trip Rod Lever (see Note)
17.	11-001188-001	Hex Head Screw
18.	11-001186-001	Hex Head Screw
19.	12-860577-000	Rod End Kit - left-hand (see Note)
20.	11-125251-001	Hex Jam Nut - left-hand
21.	12-252353-000	Turnbuckle Rod (see Note 1)
22.	11-125201-001	Hex Jam Nut - right-hand
23.	12-860576-000	Rod End Kit - right hand (see Note)

N.A. = No Longer Available

NOTE: For all "A-2" machines new or converted.

Rake Lift Arm Assembly



Rake Lift Arm Assembly

Intentionally Blank Page

Section H

ELEVATOR

Index		
No.	Part No.	Description
1.	11-125208-001	Hex Jam Nut (1/2-13)
2.	12-400139-004	Washer
3.	12-400123-000	Rubber Bumper
	90-400123-000	Spring Rod Bushing
4.	12-400803-000	Spring Rod Bushing
	90-400803-000	Delrin Spring Bushing
5.	12-402121-000	Compression Spring
6.	11-190018-001	Flat Washer (1/2)
7.	12-400193-000	Spring Rod
8.	12-400051-000	Ball Lift Stud, Model A (See Note 1)
	12-402051-000	Ball Lift Stud, Model A-2 (See Note 1)
9.	12-400300-000	Collar
10.	11-105208-001	Set Screw
11.	11-170108-001	Flexlock Hex Nut (5/16-18)
12.	11-170014-001	Hex Nut Nylock (7/16-20)
13.	12-400848-000	Shaft, For Steel Clapper Box
	12-400053-000	Ball Lift Pin, For Cast Steel Clapper
14.	12-402432-000	Bottom Front Rod Cover
15.	11-191024-001	Flat Washer (3/4)
16.	11-005183-001	Hex Head Socket Cap Screw (1/4-20 x 7/8")
	11-005180-001	Hex Head Socket Cap Screw (1/4-20 x 5/8")
17.	12-402096-000	Clamp, Model A-2
	12-400096-000	Clamp, Model A
18.	12-402053-000	Retaining Washer
19.	12-402054-000	Spacer
20.	12-400288-000	Ball Lift Arm Assembly
21.	12-400289-000	Spacer
22.	12-400199-000	Flanged Oilite Bearing
23.	12-400149-000	Shaft
24.	11-421041-000	Flanged Oilite Bearing
25.	12-402425-000	Support Brace
26.	12-402043-000	Top Rear Rod Cover (See Note 3)
27.	12-402042-000	Top Front Rod Cover (See Note 3)
28.	11-125204-001	Hex Jam Nut (3/8-16)
29.	11-102262-001	Set Screw (3/8-16 x 2-3/4")
30.	90-400048-000	Heavy-Duty Ball Lift Rod Cover (50' Red)
	12-400048-091	Gum Rubber Ball Rod Cover (50' Tan)
	12-400048-005	Rod Cover (90" Tan)
	90-400048-005	Split Ball Rod Cover (18") (See Note 2)
	90-400048-600	AP Urethane Foam B/L Rod Cover (Pkg. of 3)
31.	12-862579-000	"A-2" Ball Lift Rod Assembly
	12-860579-000	Ball Lift Rod Assembly, for Model A

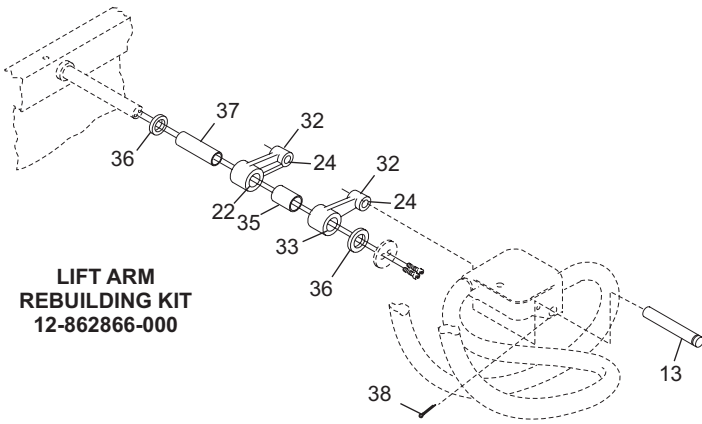
Index		
No.	Part No.	Description
32.	12-862866-000	Ball Lift Arm Rebuild Kit
33.	11-420140-000	Bearing (1.504 I.D. X 1.755 O.D.)
34.	11-195015-001	Lockwasher (5/16)
35.	12-402094-000	Spacer
36.	12-402095-000	Thrust Washer
37.	12-402093-000	Sleeve
38.	11-335263-001	Cotter Pin
39.	11-001263-001	Hex Head Cap Screw (5/16-18 x 7/8")
40.	11-002124-001	H-T Hex Head Bolt
41.	11-195016-001	Lockwasher (3/8)
42.	11-603201-000	Hose Clamp

N.A. = No Longer Available

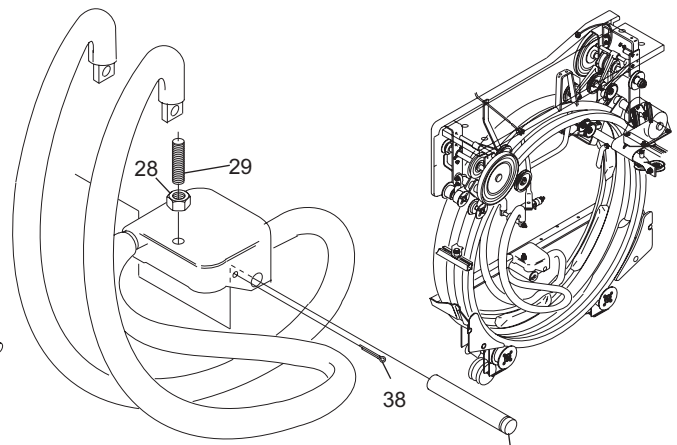
NOTE 1: Order (2) 12-400300-00, (2) 11- 170108-001 Hex Nut (5/16-18), (2) 11-105208-001 Set Screw, in place of 11-532011-001 for machines prior to S/N 33937 and from S/N 50000 to 51014.

NOTE 2: Split urethane rod cover for quick repair. Order (3) 11-603113-000 tie wrap for each 18" rod cover.

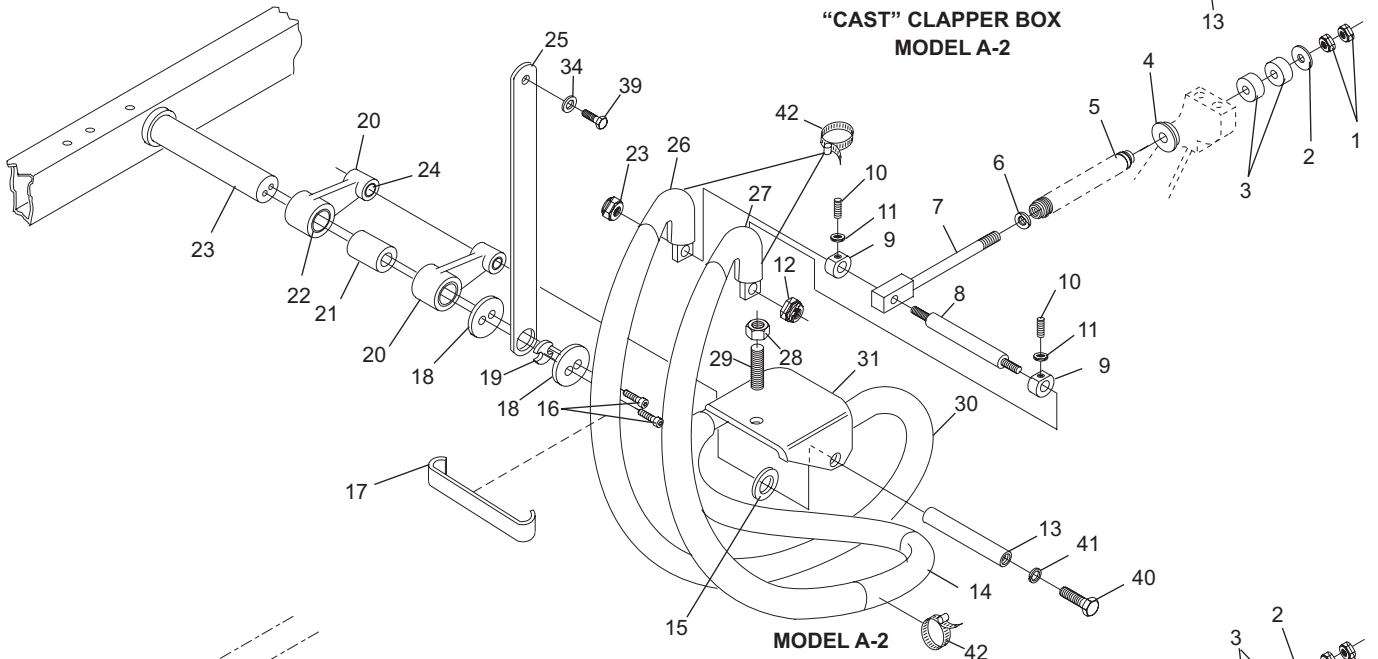
NOTE 3: Also can order 12-860614-000 "A" Cap Kit, which contains (3) 11-603201-000 Hose Clamp, (1) 11-603113-000 Cable Tie, (2) 12-402042-000 Front Rod Cover (Top), (1) 12-402432-000 Front Rod Cover (Bottom). For the A-2, please order 12-862860-000 "A-2" Cap Kit, which contains (3) 11-603201-000 Hose Clamp, (1) 11-603113-000 Cable Tie, (1) 12-402042-000 Front Rod Cover Top, (1) 12-402043-000 Rear Rod Cover Top, (1) Front Rod Cover Bottom.



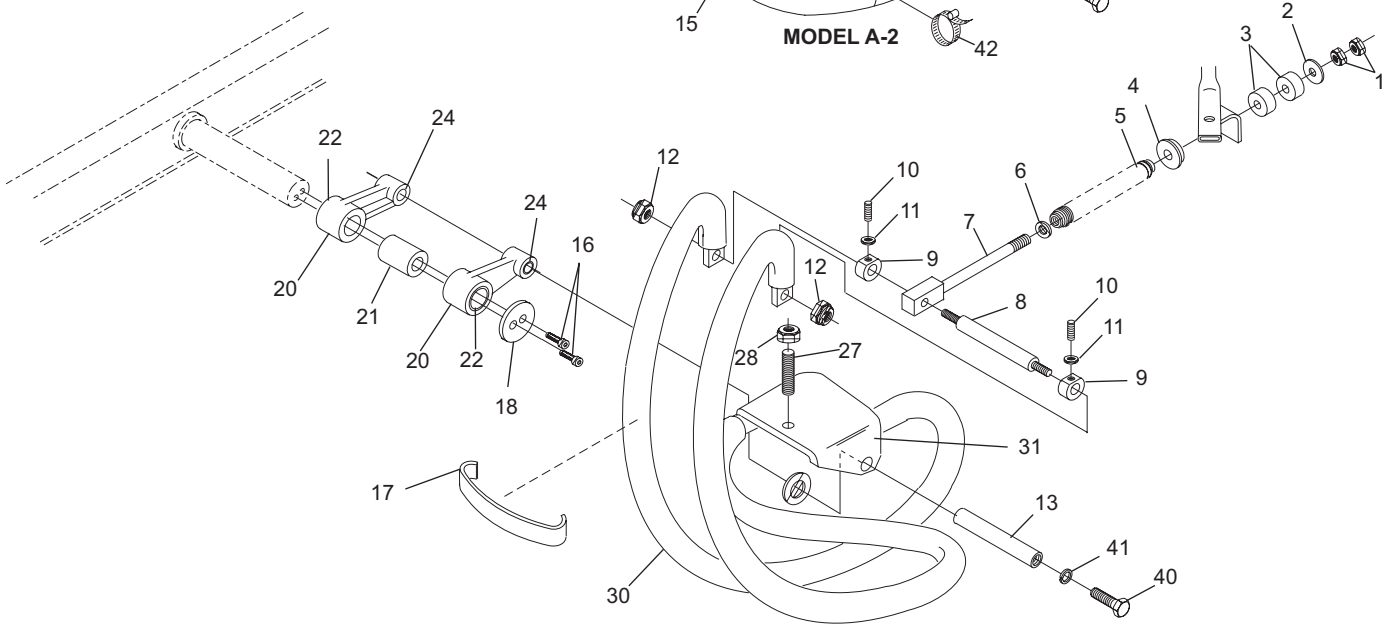
**LIFT ARM
REBUILDING KIT
12-862866-000**



**"CAST" CLAPPER BOX
MODEL A-2**



MODEL A-2



MODEL A

Elevator - Ball Lift

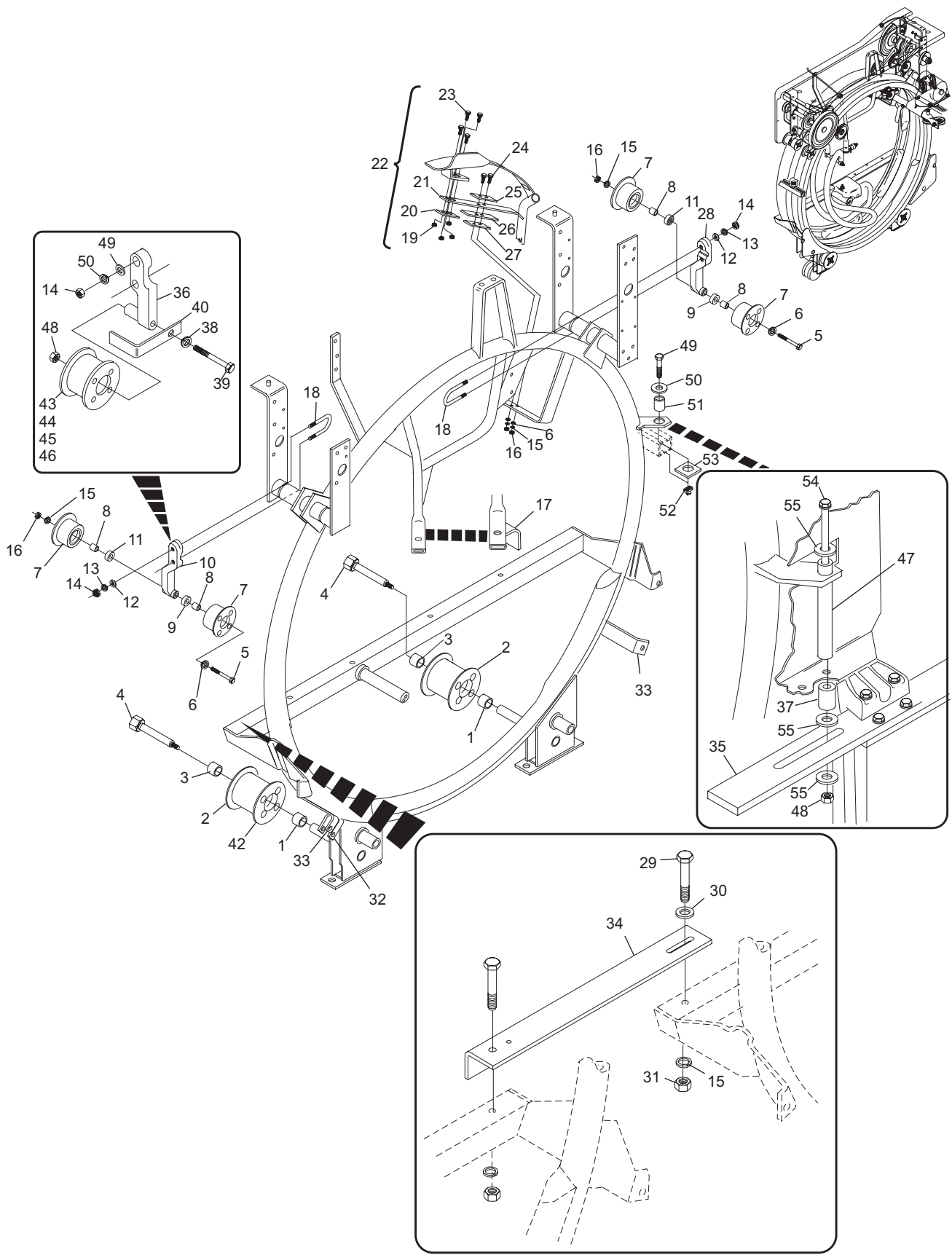
Index

No.	Part No.	Description
1.	12-400018-022	Spacer
2.	12-400263-000	Pin Wheel Roller Assembly
3.	12-400018-011	Spacer
4.	12-400284-000	Pin Wheel Roller Bolt
5.	11-001360-001	Hex Head Cap Screw (3/8-16 x 4")
6.	11-190014-001	Flat Washer (3/8)
7.	12-400266-000	Guide Roller Assembly - (Upper Pinwheel)
8.	12-400018-004	Spacer
9.	12-400018-021	Spacer
10.	*12-400097-000	L.H. Guide Roll Arm
11.	12-400018-019	Spacer
	12-400018-015	Spacer
12.	11-190016-001	Flat Washer (7/16)
13.	11-195017-001	Lockwasher (7/16)
14.	11-125106-001	Hex Nut (7/16-14)
15.	11-195016-001	Lockwasher (3/8)
	11-195015-001	Lockwasher (5/16)
16.	11-125104-001	Hex Nut (3/8-16)
	11-125102-001	Hex Nut (5/16-18)
17.	N.A.	Bracket
18.	12-400285-000	U-Bolt
19.	11-170007-001	Hex Nut Nylock (1/4-20)
20.	12-400055-005	Plate
21.	12-400055-003	Spring Only
22.	12-400055-000	Wiper & Spring Assembly
23.	11-001183-001	Hex Head Cap Screw (1/4-20 x 7/8")
24.	11-002126-001	Hex Head Socket Cap Screw (3/8-16 x 1-1/2")
25.	12-400058-000	Plate
26.	12-400071-000	Pin Wiper Leaf Spring
27.	12-400225-000	Pin Wiper Shim
28.	12-400098-000	R.H. Guide Roll Arm
29.	11-001276-001	Hex Head Cap Screw (5/16-18 x 3")
30.	11-190012-001	Flat Washer - SAE (5/16)
31.	11-125009-001	Hex Nut (5/16-18)
32.	12-400328-000	Bracket
33.	12-400639-000	Bracket
34.	12-252348-000	Elevator Plate
35.	12-402039-000	Step Bar
36.	12-402110-000	Arm
37.	N.A.	Spacer
38.	11-195018-001	Lockwasher (1/2)
39.	11-001522-001	Hex Head Socket Cap Screw (1/2-13 x 4-1/2")
40.	12-402109-000	Guard - Pinwheel Guide Roller
41.	12-862823-000	Ball Guide Roller Assembly
42.	12-402107-000	Flange
43.	90-402108-000	Ball Wheel Guide Roller
44.	11-430007-000	Bearing (.6693 IDX1.5748 OD)
45.	12-402104-000	Bearing Shaft
46.	12-402105-000	Spacer
47.	12-400018-024	Spacer
48.	11-125108-001	Hex Nut (1/2-13)
49.	11-001515-000	Hex Head Socket Cap Screw (1/2-13 x 2-3/4")
	11-001517-001	Hex Head Socket Cap Screw (1/2-13 x 3-1/4")
50.	11-190022-001	Flat Washer (5/8)
51.	12-400018-006	Spacer
52.	11-180006-001	Clamping Nut & Spring (1/2-13)
53.	N.A.	Plate
54.	11-001531-001	Hex Head Socket Cap Screw (1/2-13 x 10-1/2")
55.	11-190521-001	Flat Washer

N.A. = No Longer Available

* When Replacing Machines with Steel Roller, Order New Spacer 12-400018-015.

Elevator Frame



Elevator Frame

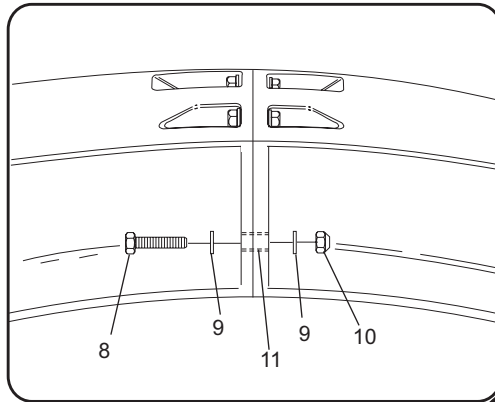
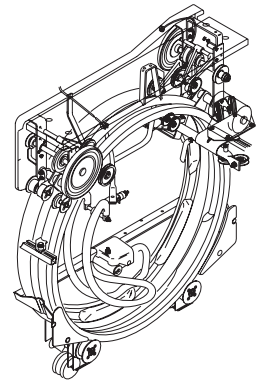
Index

No.	Part No.	Description
1.	N.A.	Pin Wheel Rear Bucket
2.	11-007264-001	Flat Head Socket Cap Screw (5/16-18 x 1")
3.	12-400183-000	Rubber Cord
4.	N.A.	Steel Pin Wheel
5.	12-400251-000	Rubber Cord
6.	12-400100-000	Pin Wheel Button
7.	12-400104-000	N.A. Modular Pinwheel Segment
	12-860071-000	A2 Modular Pin Wheel w/Hardware
8.	*11-001267-001	Hex Head Cap Screw (5/16-18 x 1-3/8")
9.	11-190012-001	Flat Washer - SAE (5/16)
10.	11-170009-001	Hex Nut Nylock (5/16-18)
11.	12-400335-000	Spacer

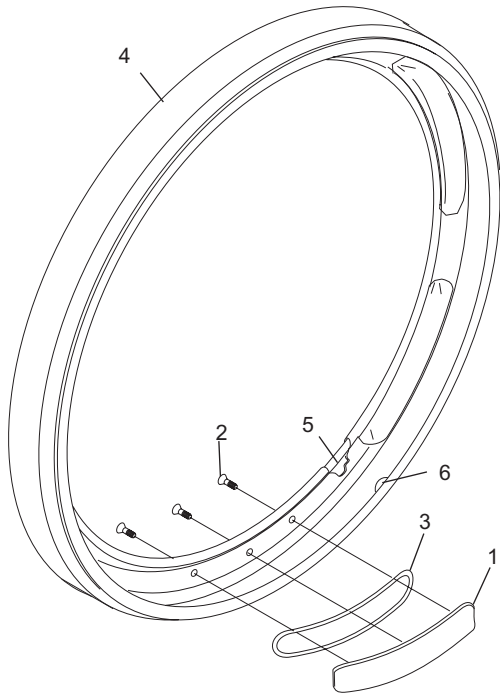
N.A. = No Longer Available

* Order 12-860035-000 Hardware Kit for Complete Set of Modular Pinwheel Hardware.

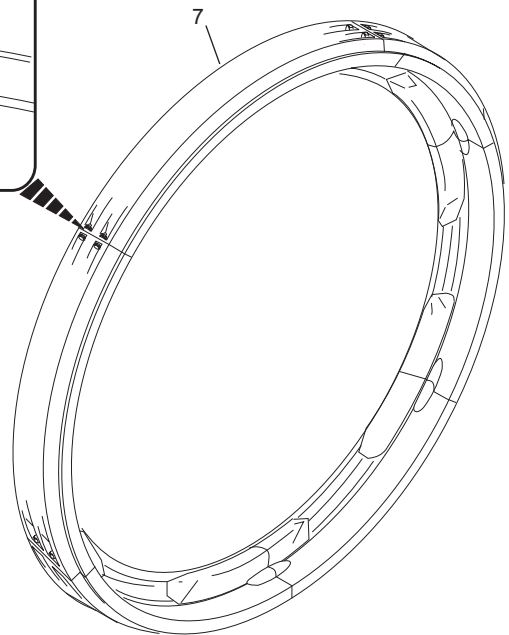
Elevator Pin Wheel



**ONE PIECE
PIN WHEEL**



**MODULAR
PIN WHEEL**



Elevator Pin Wheel

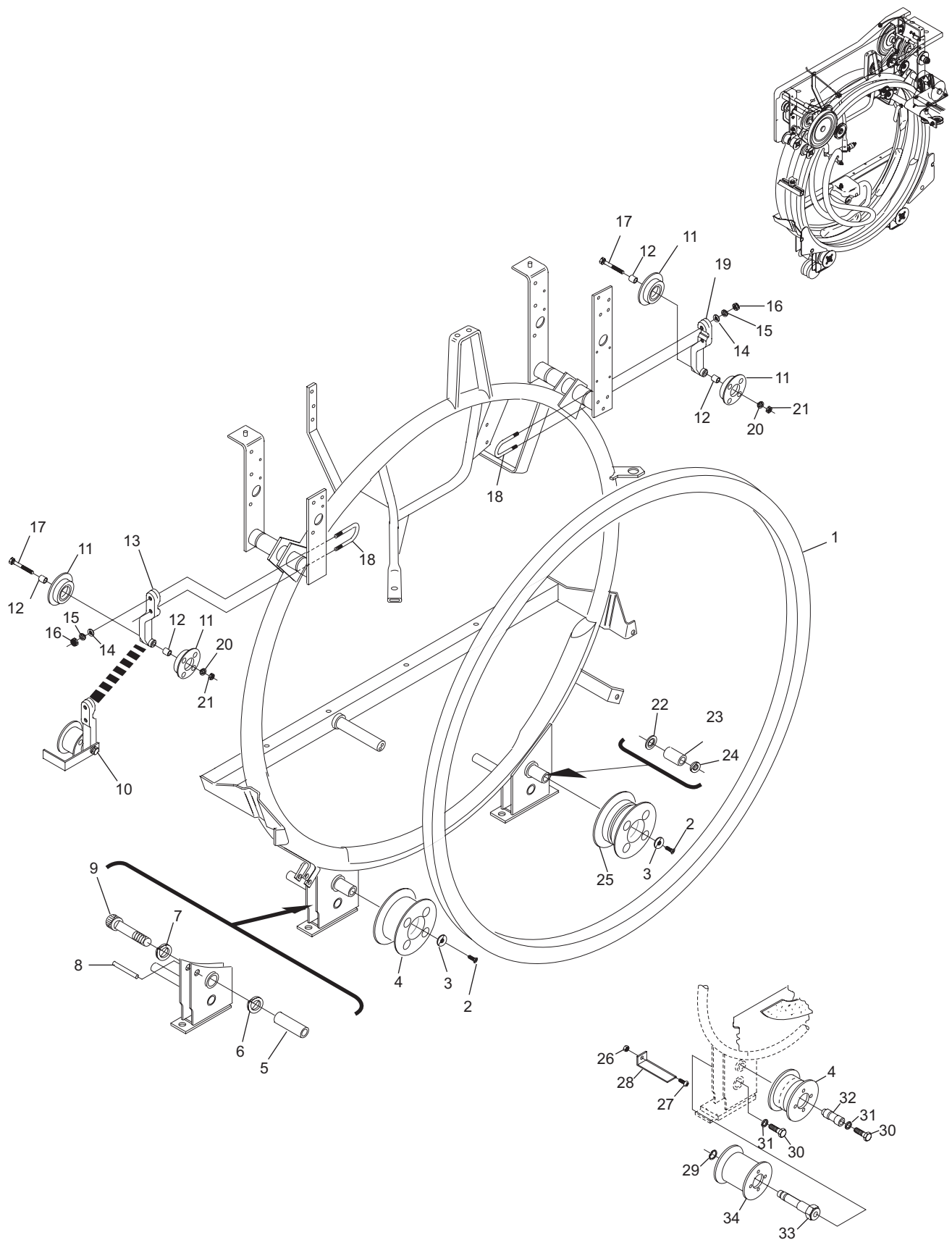
Index

No.	Part No.	Description
1.	12-860662-000	Ball Wheel
2.	11-007344-001	Flat Head Socket Cap Screw (3/8-16 x 1")
	11-007180-001	Flat Head Socket Cap Screw (1/4-20 x 5/8")
3.	12-400191-000	Special Washer
4.	12-400240-000	L.H. Ball Wheel Roller
5.	12-400256-000	Shaft
6.	12-400139-006	Washer
7.	11-196024-001	High Collar Lockwasher (5/8")
8.	11-345520-001	Roll Pin (3/8 x 2")
9.	11-004714-001	Hex Head Socket Cap Screw (5/8-18 x 2-1/2")
10.	12-862823-000	Ball Guide Roller Assembly (includes Bracket Guard and Hardware)
11.	12-400272-000	Ball Wheel Guide Roller Assembly
	90-400272-000	Ball Wheel Guide Roller
12.	12-400018-005	Spacer
13.	*12-400097-000	L.H. Guide Roll Arm
14.	11-190016-001	Flat Washer (7/16)
15.	11-195017-001	Lockwasher (7/16)
16.	11-125106-001	Hex Nut (7/16-14)
17.	11-001354-001	Hex Head Cap Screw (3/8-16 x 2-1/2")
18.	12-400285-000	U-Bolt
19.	*2-400098-000	R.H. Guide Roll Arm
20.	11-195016-001	Lockwasher (3/8)
	11-195015-001	Lockwasher (5/16)
21.	11-125102-001	Hex Nut (5/16-18)
	11-125104-001	Hex Nut (3/8-16)
22.	12-400293-002	Spacer
23.	12-400291-000	Straight Spacer
	12-400294-000	Tapered Spacer
24.	12-400293-003	Spacer
25.	12-400268-000	Ball Wheel Roller Assembly
26.	11-170007-001	Hex Nut (1/4-20)
27.	N.A.	Rd. Hd. Screw
28.	N.A.	Bracket
29.	11-530030-001	Retaining Ring
30.	11-005515-001	N.A. Hex Head Screw (1/2-13 x 2-3/4")
31.	11-196020-001	Hi-Collar Lockwasher
32.	12-400645-000	Shaft
33.	N.A.	Shaft
34.	N.A.	Rear Plate & Pad Assembly
35.	**12-400263-000	Pin Wheel Roll Assembly

* When replacing in machines with steel roller, order new spacer 12-400018-015.

** Not Illustrated

Elevator Frame



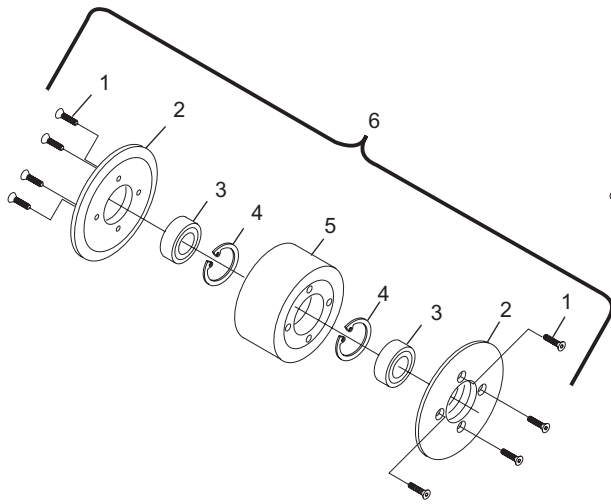
Elevator Frame

REAR WALL CONFIGURATION

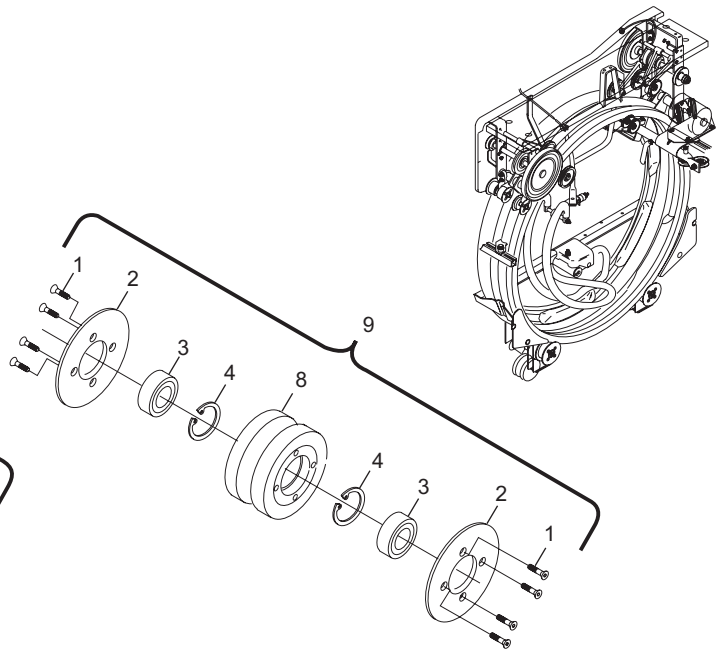
Index

No.	Part No.	Description
1.	11-007180-001	Flat Head Socket Cap Screw (1/4-20 x 5/8")
2.	12-400257-000	Flange
3.	11-430013-000	Ball Bearing
4.	11-531020-000	Inverted Internal Retaining Ring
5.	90-400258-000	L.H. Ball Wheel Roller
6.	12-400240-000	L.H. Ball Wheel Roller
7.	12-400262-000	Flange
8.	90-400260-000	R.H. Ball Wheel Roller
9.	12-400268-000	Ball Wheel Roller Assembly
10.	90-400261-000	Hub & Tire - Lower Pin Wheel
11.	11-530522-000	Internal Retaining Ring
12.	12-400271-000	Hub & Tire - Upper Ballwheel Guide Roller
13.	11-430004-000	Ball Bearing
14.	12-400269-000	Flange
15.	12-400272-000	Ball Wheel Guide Roller Assembly
16.	90-400272-000	Urethane Ball Wheel Guide Roller - One Piece
17.	11-432000-000	Ball Bearing
18.	90-400264-000	Pin Wheel Guide Roller
19.	12-400265-000	Flange - (Upper Pinwheel Guide Roller)
20.	12-400266-000	Guide Roller Assembly - (Upper Pinwheel)
21.	12-400263-000	Pin Wheel Roller Assembly

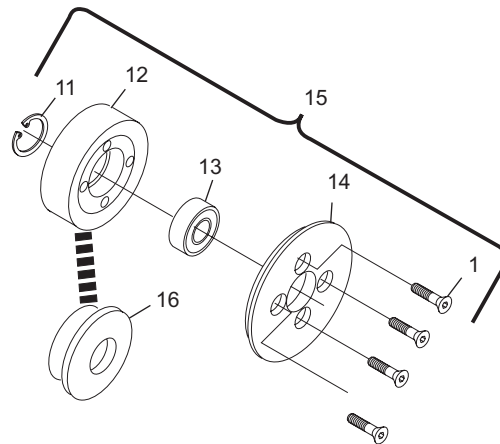
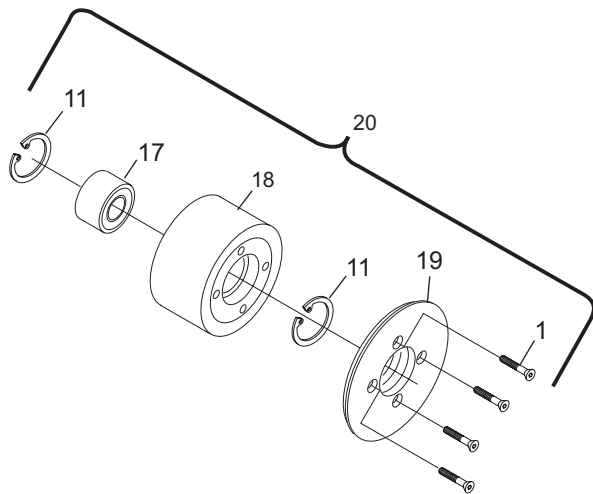
Elevator Guide Rollers



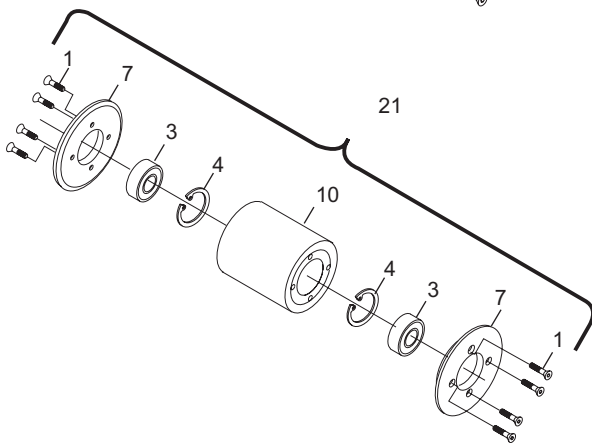
BALL WHEEL ROLLER ASSEMBLY LEFT-HAND



BALL WHEEL ROLLER ASSEMBLY RIGHT-HAND



BALL WHEEL GUIDE ROLLER ASSEMBLY



PIN WHEEL ROLLER ASSEMBLY

Elevator Guide Rollers

Index

No.	Part No.	Description
1.	12-400018-002	Spacer
2.	12-400018-006	Spacer
3.	12-400018-007	Spacer
4.	12-400018-008	Spacer
5.	12-400281-000	Collar
6.	12-400018-016	Spacer
7.	12-400018-023	Spacer
8.	12-400018-017	Spacer
9.	12-400252-000	Torsion Spring
10.	11-105200-001	Set Screw - Headless (5/16-18 x 1/4")
11.	12-400810-000	Drive Shaft
12.	12-400254-000	Arm & Bearing Assembly
13.	12-400027-000	Idler Arm Stud
14.	12-400030-000	Bearing Bushing
15.	12-400031-002	Spring Post
16.	12-400031-003	Spring Post
17.	12-400031-004	Post
18.	12-400031-005	Post
19.	12-400033-000	Bearing Retainer
20.	12-400035-004	Sheave (12")
21.	12-400035-003	Sheave (5")
	12-400035-005	Sheave
22.	12-400035-006	Sheave (3")
23.	12-400035-008	Sheave (4.25")
24.	12-400035-009	Sheave (2.25")
25.	12-400036-000	Bushing
26.	12-400046-000	Rear Guard Assembly
27.	12-400136-000	Plug
28.	12-252348-000	Elevator Plate
29.	12-400068-000	Bumper
30.	12-400219-000	Idler Pulley Assembly
31.	12-400221-000	Idler Pulley Assembly
32.	12-400837-000	L.H. Wheel Guard Assembly
	90-400840-000	Universal Ballwheel Guard
33.	12-402413-000	Pin Deflector
34.	11-007186-001	Flat Head Socket Cap Screw (1/4-20 x 1-1/4")
35.	11-190010-001	Flat Washer (1/4)
36.	11-170007-001	Hex Nut Nylock (1/4-20)
37.	11-001180-001	Hex Head Cap Screw (1/4 x 5/8")
38.	11-195014-001	Lockwasher (1/4)
39.	12-400838-000	R.H. Wheel Guard Assembly
	90-400840-000	Universal Ballwheel Guard
40.	12-400297-000	Idler Pulley Assembly
41.	12-862163-000	Magnetic Clutch Assembly
42.	11-430045-000	Ball Bearing
43.	12-400126-000	Pinwheel Drive Wheel Assembly
	12-402126-000	Pin Wheel Drive Pulley
44.	11-420045-000	Sleeve Oilite Bearing
45.	12-400209-000	Idler Pulley Assembly
46.	12-400302-000	Idler Pulley Bracket, See Note 1
47.	12-400138-002	Square Key
48.	12-400138-003	Square Key
49.	12-400138-004	Square Key
50.	12-400138-006	Square Key
51.	12-400139-003	Washer
52.	11-190024-001	Washer
53.	12-400804-001	Collar
54.	11-105201-001	Headless Set Screw (5/16-18 x 5/16")
55.	12-750071-000	Twist Lock Plug
56.	N.A.	Wire Nut
57.	11-001342-001	Hex Head Cap Screw (3/8-16 x 3/4")
58.	11-125102-001	Hex Nut (5/16-18)
59.	11-195015-001	Lockwasher (5/16)
60.	11-125104-001	Hex Nut (3/8-16)
61.	11-001344-001	Hex Head Cap Screw (3/8-16 x 1")
62.	N.A.	Plate
63.	11-001515-000	Hex Head Socket Cap Screw (1/2-13 x 2-3/4")
	11-001517-001	Hex Head Socket Cap Screw (1/2-13 x 3-1/4")
64.	11-002001-001	Hex Head Socket Cap Screw (1/4-20 x 5/8")
65.	11-005183-001	Hex Head Socket Cap Screw (1/4-20 x 7/8")
66.	11-002004-001	Hex Head Cap Screw (1/4-20 x 1")

Index

No.	Part No.	Description
67.	11-002247-000	Hex Head Socket Cap Screw (1/2-13 x 1-3/4")
68.	N.A.	Stripper Bolt
69.	11-001357-001	Hex Head Cap Screw (3/8-16 x 3-1/4"), See Note 3
70.	11-001359-001	Hex Head Cap Screw (3/8-16 x 3-3/4"), See Note 2
71.	11-106563-000	Stripper Bolt
	11-001354-001	Cap Screw (3/8-16 x 2-1/2")
72.	11-001354-001	Hex Head Cap Screw (3/8-16 x 2-1/2"), See Note 3
73.	11-001436-001	Hex Head Socket Cap Screw (7/16-14 x 3"), See Note 4
74.	11-125100-001	Hex Nut (1/4-20)
75.	11-125106-001	Hex Nut (7/16-14)
76.	11-125108-001	Hex Nut (1/2-13)
77.	12-400018-024	Spacer
78.	11-180006-001	Clamping Nut & Spring (1/2-13)
79.	11-190014-001	Flat Washer (3/8)
80.	11-190016-001	Flat Washer (7/16)
81.	11-190022-001	Flat Washer (5/8)
82.	11-190024-000	Flat Washer (7/8)
83.	10-050005-000	Eye Bolt
84.	11-125202-001	Hex Jam Nut (5/16-18)
85.	11-195016-001	Lockwasher (3/8)
86.	11-195017-001	Lockwasher (7/16)
87.	11-195018-001	Lockwasher (1/2)
88.	12-400018-025	N.A. Spacer
89.	11-421019-000	Flanged Oilite Bearing
90.	10-430001-000	Ball Bearing w/Snap Ring
91.	N.A.	Bearing w/o Snap Ring
92.	11-651004-000	Grommet
93.	12-400273-000	Carriage Bolt (1/2-13 x 1-1/4"), See Note 2
94.	12-402422-000	Pin Wheel Brake
95.	11-606200-000	Pin Deflector Cord
96.	12-402429-000	Hook
97.	12-100185-014	Spacer
98.	11-125203-001	Hex Jam Nut (5/16-24)
99.	12-400323-000	Special Washer
100.	12-400317-002	Gear
101.	12-400322-000	Adjusting Nut
102.	11-195020-001	Lockwasher (5/8)
103.	12-400321-000	Spacer
104.	11-430007-000	Bearing (.6693 IDX1.548 OD)
105.	11-360415-001	Spirol Pin (5/32 x 1-1/8")
106.	11-531511-001	Beveled Retaining Ring (1.693 O.D.)
107.	12-400320-000	Shaft
108.	12-400316-000	Bearing Housing
109.	11-190012-001	Flat Washer - SAE (5/16)
110.	11-190521-001	Flat Washer
111.	11-001262-001	Hex Head Cap Screw (5/16-18 x 3/4")
112.	12-400319-000	Spacer
113.	12-400035-012	Sheave (3.80" O.D.)
114.	12-400138-007	Square Key
115.	12-400138-008	Rectangular Key
116.	12-100170-012	Washer
117.	11-001531-001	Hex Head Socket Cap Screw (1/2-13 x 10-1/2")
118.	11-001222-001	Hex Head Socket Cap Screw (1/4-28 x 3/4")
119.	11-001346-001	Hex Head Cap Screw (3/8-16 x 1-1/4")
120.	11-006504-001	Button Head Socket Cap Screw (1/2-13 x 1")
121.	12-400318-000	Washer
122.	12-400317-003	Pinion
123.	12-400139-005	Special Washer
124.	12-400324-000	Shield Assembly

N.A. = No Longer Available

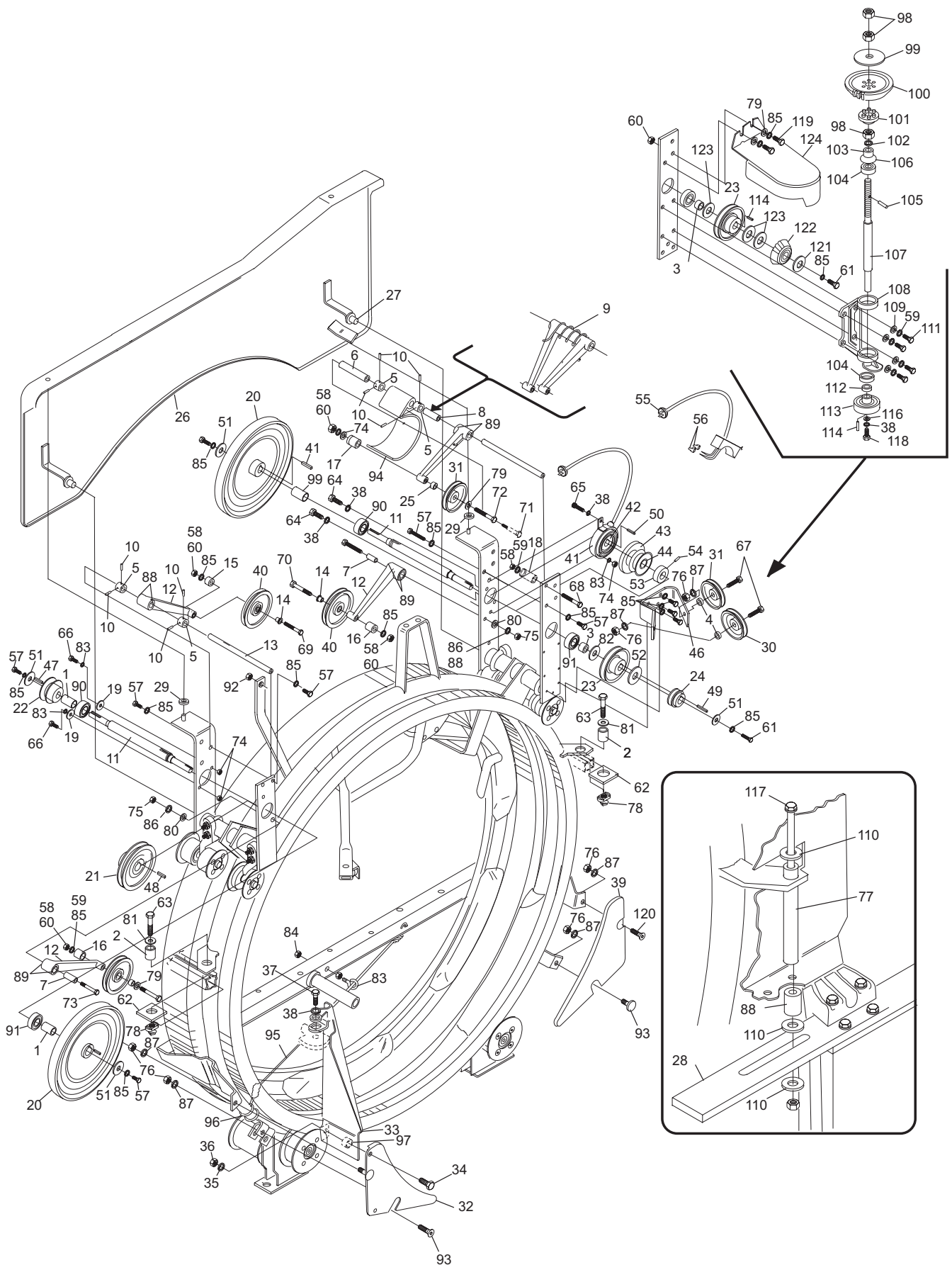
NOTE 1: When ordering also order Index Nos. 24 and 52.

NOTE 2: Also order Index Nos. 60 and 85)

NOTE 3: Also order Index Nos. 60, 79 and 80.

NOTE 4: Also order Index Nos. 7, 75, 80 and 86

Elevator

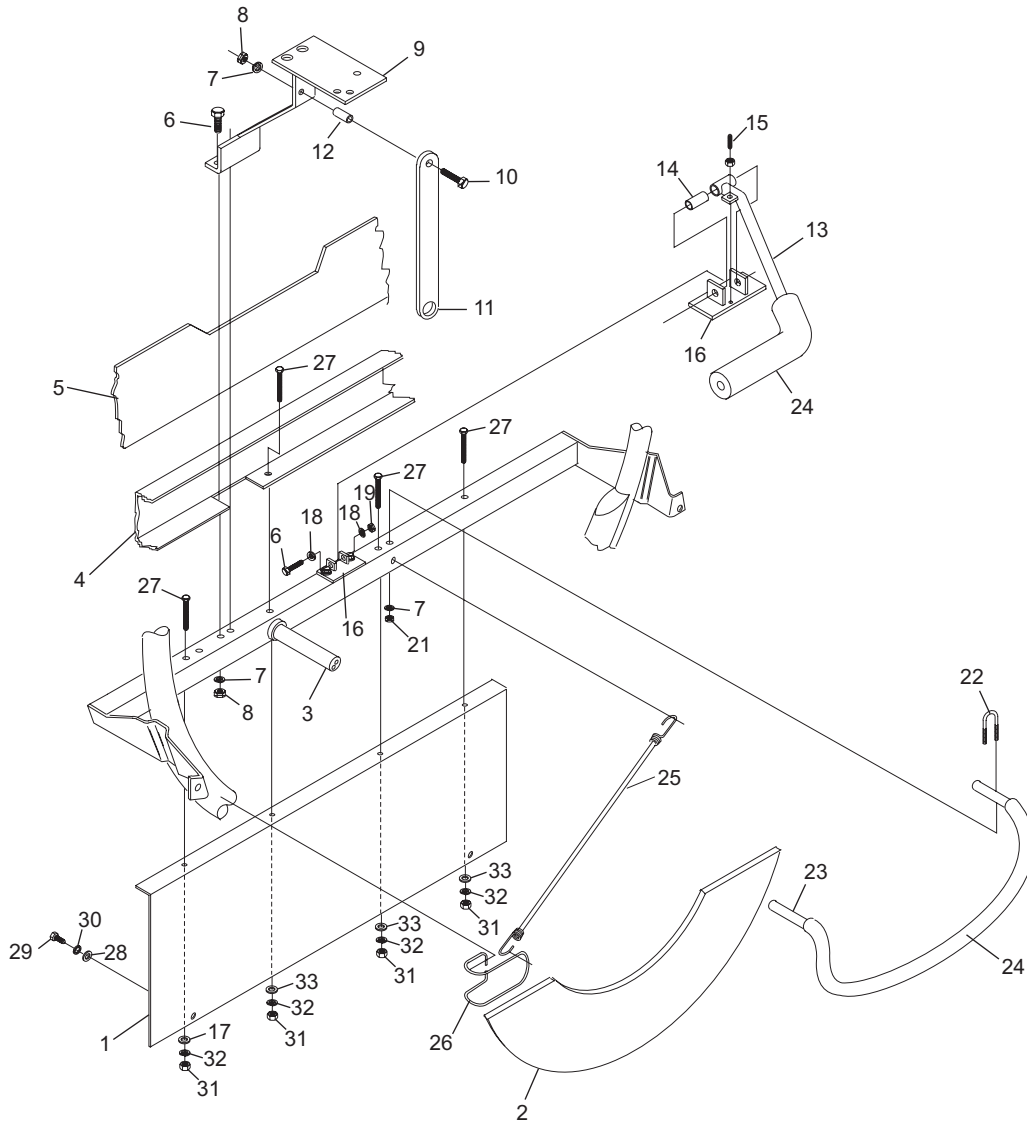
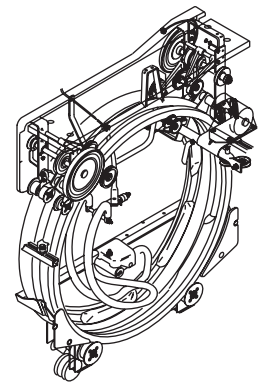


Elevator

Index

No.	Part No.	Description
1.	12-400805-000	Rear Plate & Pad
2.	12-400807-000	Rear Plate Pad
3.	12-400149-000	Shaft
4.	12-402401-000	Bracket Assembly
5.	12-402405-000	Rear Pin Deflector
6.	11-001275-001	Hex Head Cap Screw (5/16-18 x 2-3/4")
7.	11-195015-001	Lockwasher (5/16)
8.	11-125102-001	Hex Nut (5/16-18)
9.	12-862180-000	Support Arm Assembly
10.	11-001272-001	Hex Head Cap Screw (5/16-18 x 2")
11.	12-402425-000	Support Brace
12.	11-387264-002	Rolled Spacer (5/16 X 1")
13.	12-860229-600	Advanced Performance Ball Spinning/Jam Eliminator Kit
	12-860583-000	Spinning Ball Eliminator
14.	12-860583-002	Pivot Spacer
15.	11-102215-000	Headless Socket Set Screw
16.	12-860583-004	Mounting Plate Assembly
17.	11-190010-001	Flat Washer (1/4)
18.	11-190012-001	Flat Washer - SAE (5/16)
19.	11-170009-001	Hex Nut Nylock (5/16-18)
20.	11-195014-001	Lockwasher (1/4)
21.	11-170011-001	Hex Nut Nylock (3/8-16)
22.	12-502171-000	U-Bolt
23.	12-502172-000	Ball Guide Rod
24.	12-400048-005	Rod Cover (90" Tan)
	12-400048-091	Gum Rubber Ball Rod Cover (50' Tan)
	90-400048-000	Heavy-Duty Ball Lift Rod Cover (50' Red)
	90-400048-600	Advanced Performance Urethane Foam Rod Cover (3 per package)
	12-860583-003	Arm Cover SBE
25.	11-606200-000	Pin Deflector Cord
26.	12-402429-000	Hook
27.	11-001195-001	Hex Head Cap Screw (1/4-20 x 2-3/4")
28.	11-190014-001	Flat Washer (3/8)
29.	11-001342-001	Hex Head Cap Screw (3/8-16 x 3/4")
30.	11-195016-001	Lockwasher (3/8)
31.	11-125100-001	Hex Nut (1/4-20)

Elevator Rear



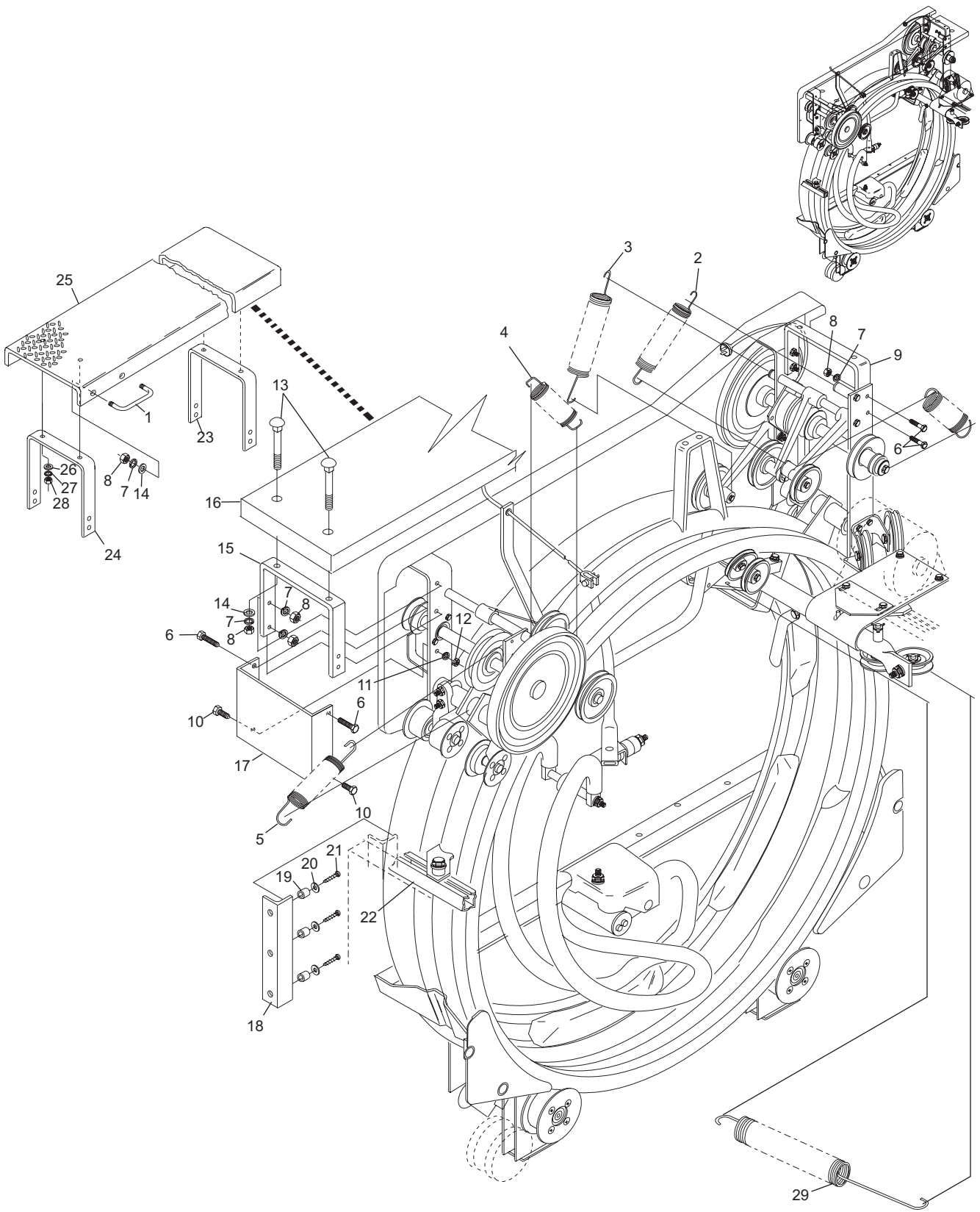
Elevator Rear

Index

No.	Part No.	Description
1.	12-402076-000	Handle
2.	N.A.	Tension Spring
3.	12-400040-000	Tension Spring
4.	12-400194-000	Tension Spring
5.	12-400042-000	Tension Spring
6.	11-001344-001	Hex Head Cap Screw (3/8-16 x 1")
7.	11-195016-001	Lockwasher (3/8)
8.	11-125104-001	Hex Nut (3/8-16)
9.	N.A.	Bracket
10.	11-001182-001	Hex Head Cap Screw (1/4-20 x 3/4")
11.	11-195014-001	Lockwasher (1/4)
12.	11-125100-001	Hex Nut (1/4-20)
13.	12-400210-000	Step Bolt
14.	11-190014-001	Flat Washer (3/8)
15.	N.A.	Bracket
16.	N.A.	Board
17.	12-400216-000	Ball Wheel Guard Assembly
18.	N.A.	Guard
19.	N.A.	Spacer
20.	11-190006-001	Flat Washer - SAE (#10)
21.	11-042095-001	N.A. Round Head Slotted Wood Screw (#10 x 1")
22.	N.A.	Channel
23.	12-402072-000	N.A. R.H. Bracket (Steel Catwalk)
24.	12-402073-000	N.A. L.H. Bracket (Steel Catwalk)
25.	N.A.	Steel Catwalk
26.	11-190012-001	Flat Washer - SAE (5/16)
27.	11-195015-001	Lockwasher (5/16)
28.	11-125009-001	Hex Nut (5/16-18)
29.	12-400806-002	Spring
	12-400806-003	Spring Hook

N.A. = No Longer Available

Elevator Assembly



Elevator Assembly

Index

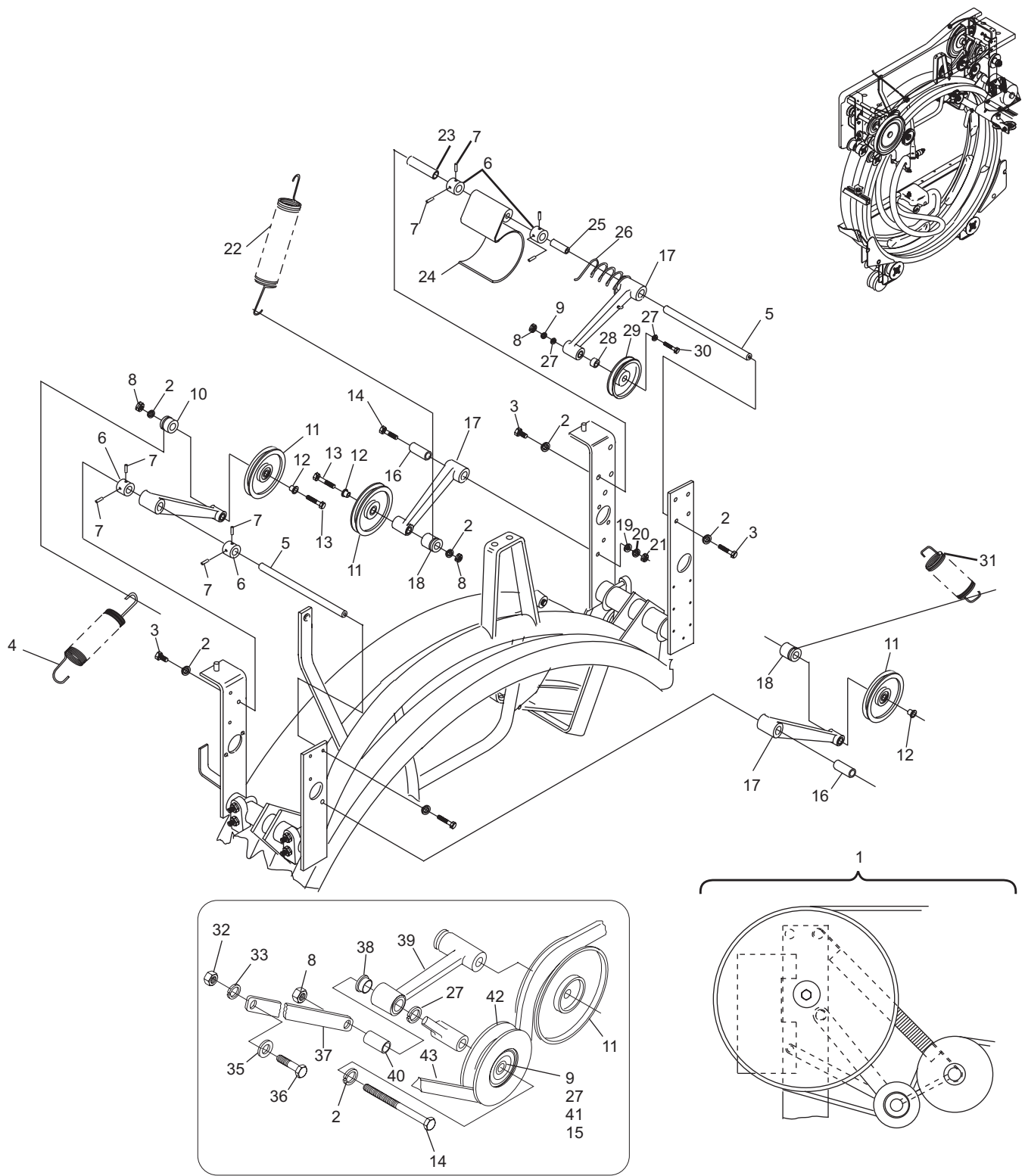
No.	Part No.	Description
1.	*N.A.	Motor to Elevator Belt Conversion Kit
2.	11-195016-001	Lockwasher (3/8)
3.	11-001342-001	Hex Head Cap Screw (3/8-16 x 3/4")
4.	12-400042-000	Tension Spring
5.	12-400027-000	Idler Arm Stud
6.	12-400281-000	Collar
7.	11-105200-001	Set Screw - Headless (5/16-18 x 1/4")
8.	11-125102-001	Hex Nut (5/16-18)
	11-125104-001	Hex Nut (3/8-16)
9.	53-520025-000	N.A. Idler Sheave Only
	53-520026-000	R.O. Idler Assembly
10.	12-400031-002	Spring Post
11.	12-400297-000	Idler Pulley Assembly
12.	12-400030-000	Bearing Bushing
13.	11-001357-001	Hex Head Cap Screw (3/8-16 x 3-1/4")
14.	11-001359-001	Hex Head Cap Screw (3/8-16 x 3-3/4")
15.	11-430028-000	Ball Bearing
16.	12-400018-023	Spacer
17.	12-400254-000	Arm & Bearing Assembly
18.	12-400031-003	Spring Post
19.	11-190016-001	Flat Washer (7/16)
20.	11-195017-001	Lockwasher (7/16)
21.	11-125106-001	Hex Nut (7/16-14)
22.	12-400040-000	Tension Spring
23.	12-400018-016	Spacer
24.	12-402422-000	Pin Wheel Brake
25.	12-400018-017	Spacer
26.	12-400252-000	Torsion Spring
27.	11-190014-001	Flat Washer (3/8)
28.	12-400036-000	Bushing
29.	12-400209-000	Idler Pulley Assembly
	12-400221-000	Idler Pulley Assembly
30.	11-001354-001	Hex Head Cap Screw (3/8-16 x 2-1/2")
31.	12-400194-000	Tension Spring
32.	11-125100-001	Hex Nut (1/4-20)
33.	11-195014-001	Lockwasher (1/4)
34.	12-402441-000	Bearing Bushing
35.	11-191010-001	Flat Washer (1/4)
36.	11-001183-001	Hex Head Cap Screw (1/4-20 x 7/8")
37.	12-402437-000	Support Brace
38.	11-421110-000	Flanged Oilite Bearing
39.	12-402442-000	Idler Pulley Assembly
40.	12-402445-000	Spacer
41.	11-530531-000	Internal Retaining Ring
42.	12-402443-000	N.A. Idler Pulley Assembly
43.	10-635315-000	V-Belt (Motor to Elevator)

N.A. = No Longer Available

R.O. = Replacement Option

* When ordering Bracket P/N 12-400302-000 for machines prior to S/N 4501, also order Washer P/N 11-190025-000 and Behind Pulley P/N 12-400035-009.

Elevator Drive



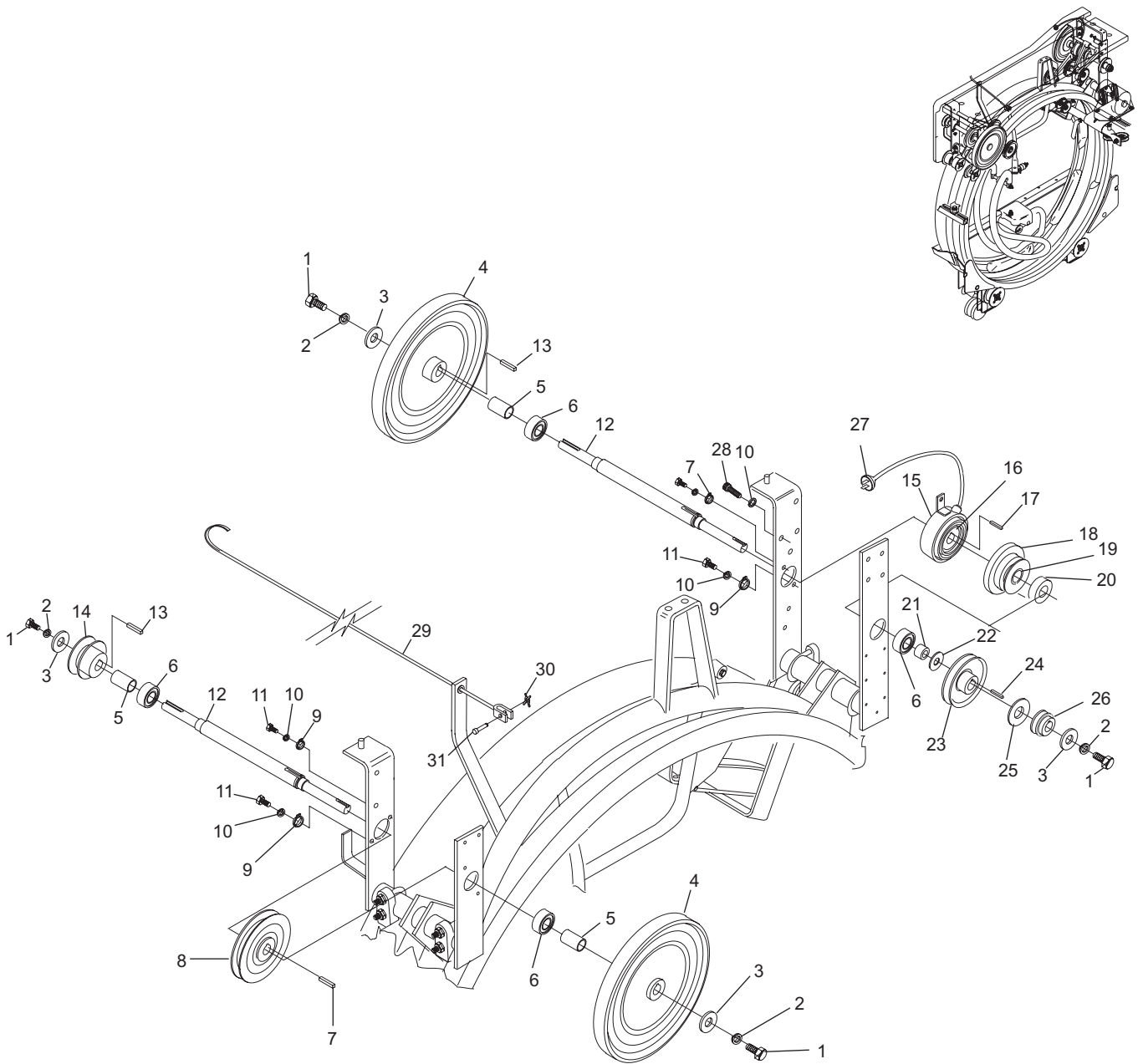
1
MOTOR TO ELEVATOR BELT
CONVERSION KIT

Elevator Drive

Index

No.	Part No.	Description
1.	11-001342-001	Hex Head Cap Screw (3/8-16 x 3/4")
2.	11-195016-001	Lockwasher (3/8)
3.	12-400139-003	Washer
4.	12-400035-004	Sheave (12")
5.	12-400018-002	Spacer
6.	10-430001-000	Ball Bearing, w/ Snap Ring
	11-430015-000	Ball Bearing
7.	12-400138-003	Square Key
8.	12-400035-003	Sheave
	12-400035-005	Sheave
9.	12-400033-000	Bearing Retainer
10.	11-195014-001	Lockwasher (1/4)
11.	11-002004-001	Hex Head Cap Screw (1/4-20 x 1")
12.	12-400810-000	Drive Shaft
13.	12-400138-002	Square Key
14.	12-400035-006	Sheave (3")
15.	12-862163-000	Magnetic Clutch Assembly
16.	11-430045-000	Ball Bearing
17.	12-400138-006	Square Key
18.	12-402126-000	Pin Wheel Drive Pulley
	12-400126-000	Pin Wheel Drive Wheel Assembly
19.	11-420045-000	Sleeve Oilite Bearing
20.	12-400804-000	Collar
21.	12-400018-007	Spacer
22.	12-400139-005	Special Washer
23.	12-400035-008	Sheave (4.25")
24.	12-400138-004	Square Key
25.	11-190024-000	Flat Washer (7/8)
26.	12-400035-009	Sheave (2.25")
27.	12-150071-000	Pin
28.	11-005183-001	Hex Head Socket Cap Screw (1/4-20 x 7/8")
29.	12-100213-000	Trip Rod Assembly
30.	11-230000-001	X-Washer (3/32)
31.	12-100318-003	X-Washer Pin

Elevator Drive



Elevator Drive

Intentionally Blank Page

Section J

CROSS CONVEYOR

Index

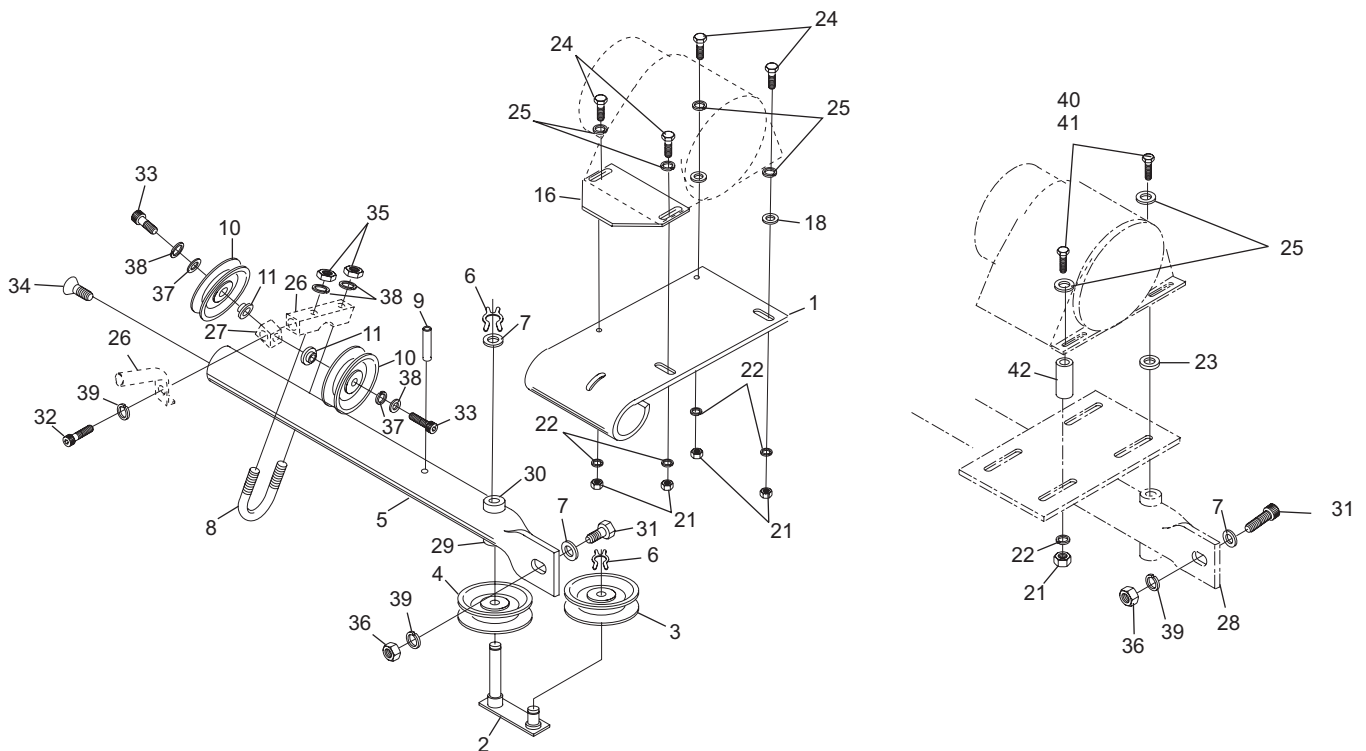
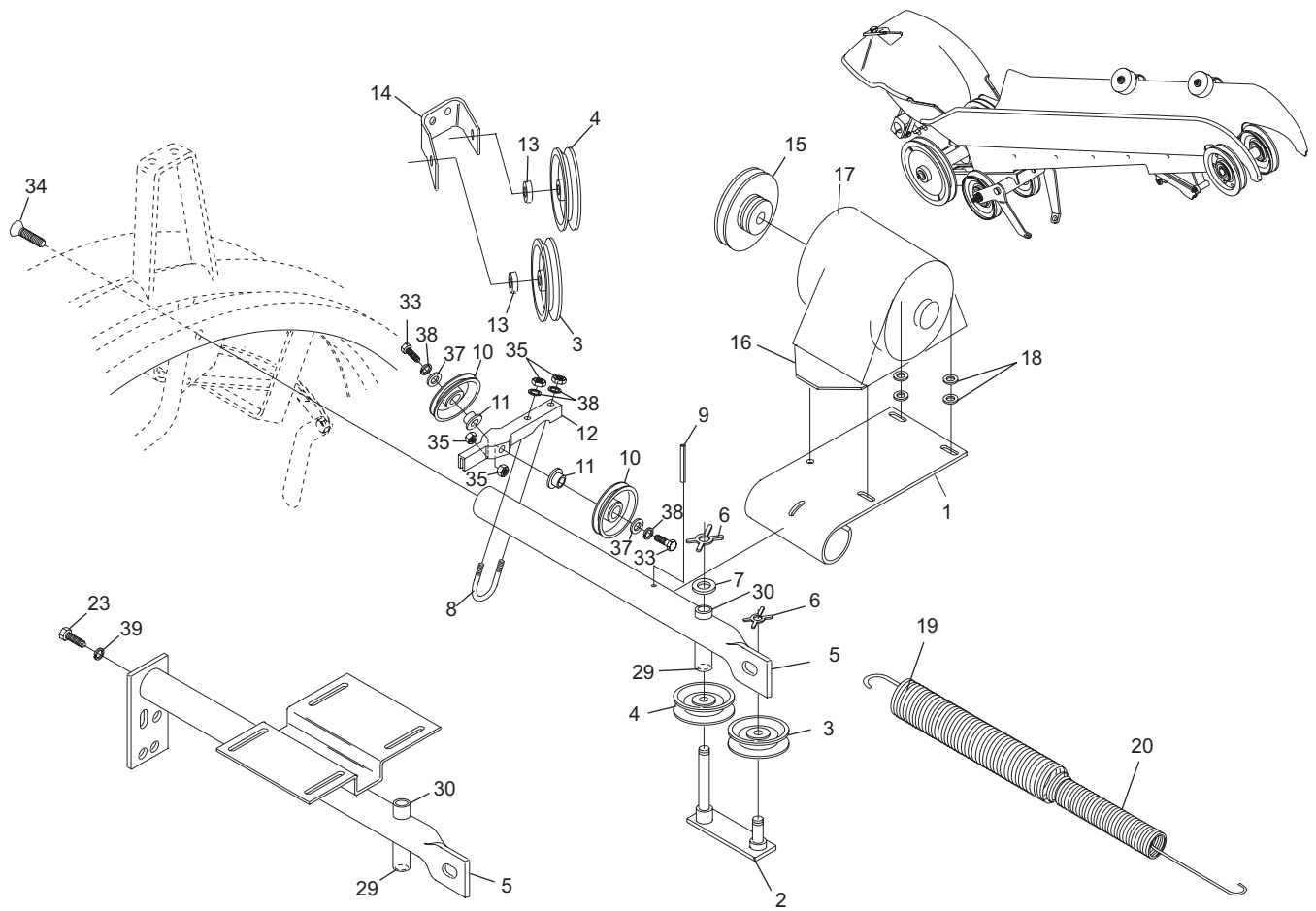
No.	Part No.		Description
1.	12-400101-000	N.A.	Mount
2.	12-402059-000		Tension Lever Assembly (for A machines)
	12-400059-000		Tension Lever Assembly (for A2 machines)
3.	12-400219-000		Idler Pulley Assembly
4.	12-400221-000		Idler Pulley Assembly
5.	12-402280-000		Motor Mount Shaft Assembly
	12-402350-000		Motor Mount Shaft Assembly, for converted A2 machines
6.	11-230005-001		X Washer (1/4)
7.	11-190018-001		Flat washer (1/2)
8.	12-400022-000		U-Bolt
9.	11-345521-000	N.A.	Roll Pin - (.375 X 2-1/4")
10.	*12-400209-000		Idler Pulley Assembly
11.	12-400131-000		Spacer
12.	12-400311-000		Pulley Arm
13.	12-400018-008		Spacer
14.	12-400302-000		Idler Pulley Bracket
15.	12-402081-000		Motor Pulley, A-2 (60 cycle) 7.75
	12-502410-000		Motor Pulley, Jet Back 6.25
	12-400081-000		Motor Pulley, A machine 5.25
16.	12-400230-000	N.A.	Plate
17.	12-752056-000		Pinsetter Motor (115/230V 50/60 Hz)
18.	11-190529-001		Flat Washer
19.	12-400806-002		Spring
20.	12-400806-003		Spring Hook
21.	11-125102-001		Hex Nut (5/16-18)
22.	11-195015-001		Lockwasher (5/16)
23.	11-001506-001		Hex Head Cap Screw (1/2-13 x 1-1/4")
24.	11-001266-001		Hex Head Cap Screw (5/16-18 x 1-1/4")
25.	11-190012-001		Flat Washer - SAE (5/16)
26.	**N.A.		Idler Pulley Arm
27.	N.A.		Idler Pulley Bracket
28.	N.A.		Motor Mount Shaft Assembly
29.	11-420014-000		Bearing (.5025 I.D. X .6275 O.D.)
30.	11-421014-000		Bearing (.502 I.D. X .627 O.D.)
31.	11-001510-001		Hex Head Socket Cap Screw (1/2-13 x 1-3/4")
32.	N.A.		Hex Head Socket Cap Screw (1/2-13 x 1-1/2")
33.	11-005183-001		Hex Head Socket Cap Screw (1/4-20 x 7/8")
34.	11-007504-000		Hex Head Socket Cap Screw (1/2-13 x 1")
35.	11-125100-001		Hex Nut (1/4-20)
36.	11-125108-001		Hex Nut (1/2-13)
37.	11-190010-001		Flat Washer (1/4)
38.	11-195014-001		Lockwasher (1/4)
39.	11-195018-001		Lockwasher (1/2)
40.	11-001268-001		Hex Head Cap Screw (5/16-18 x 1-1/2")
41.	11-001276-001		Hex Head Cap Screw (5/16-18 x 3")
42.	10-386089-000		Spacer (11/32 x 1-1/2)

N.A. = No Longer Available

* Order 12-400221-000 for the Idler Pulley, V-Belt

** Order Idler Pulley Arm P/N 12-400311-000 and (2) 11-002005-001

Cross Conveyor Motor



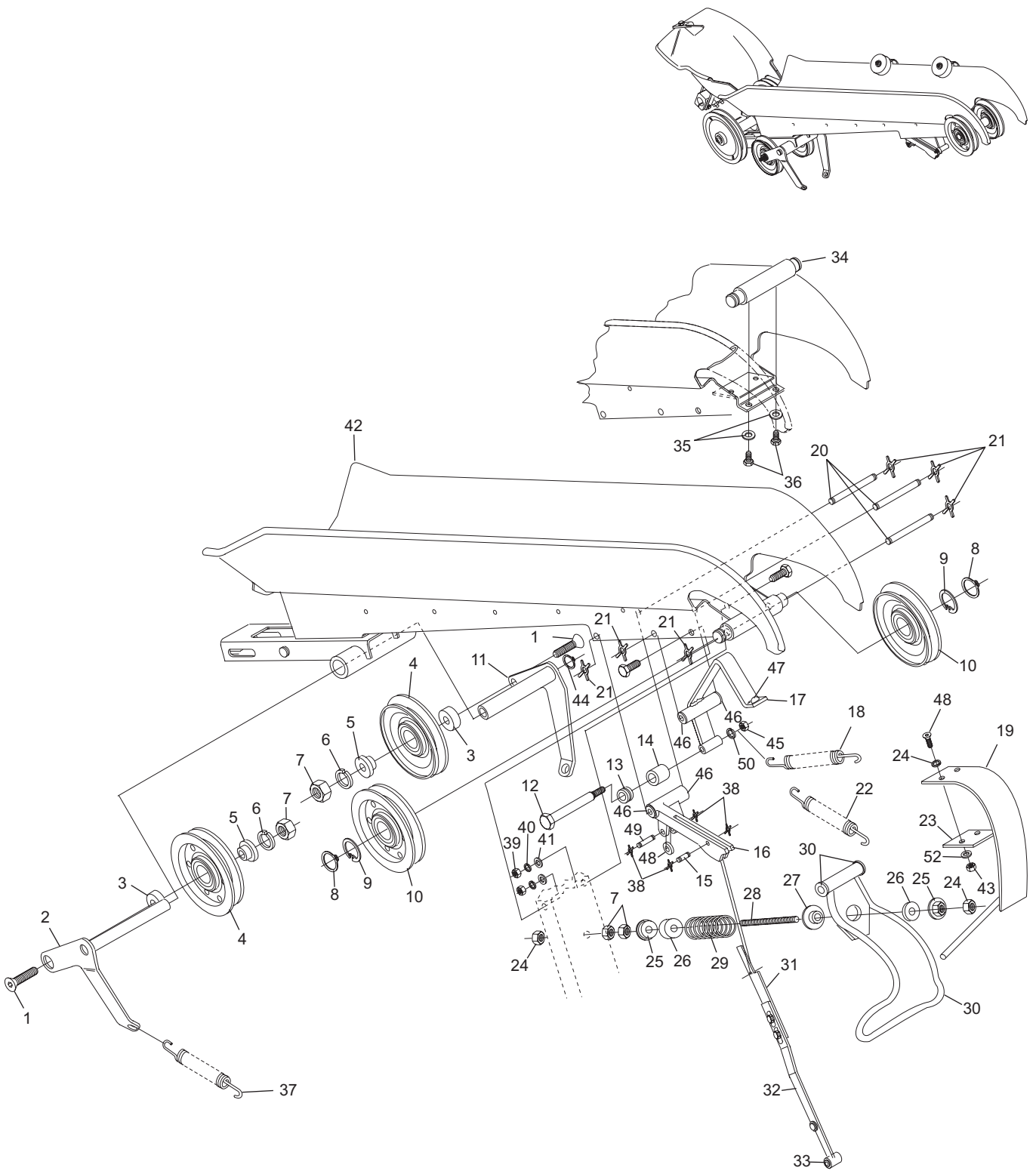
Cross Conveyor Motor

Index

No.	Part No.	Description
1.	11-007348-001	Flat Head Socket Cap Screw (3/8-16 x 1-1/2")
2.	12-450015-000	Lever Assembly
3.	12-450026-004	Spacer
4.	12-450035-000	Idler Pulley
5.	12-450012-000	Bushing
6.	11-195016-001	Lockwasher (3/8)
7.	11-125204-001	Hex Jam Nut (3/8-16)
8.	11-530025-001	External Retaining Ring
9.	11-531512-000	Beveled Retaining Ring (1.761 O.D.)
10.	12-450034-000	Cross Conveyor Pulley
11.	N.A.	Lever Assembly
12.	12-450063-000	Shoulder Bolt
13.	12-450045-003	Spring Wheel
14.	12-450064-000	Roller
15.	11-345306-000	Roll Pin (3/16 x 5/8")
	12-252016-000	Pin Gate Latch Bolt Assembly
16.	12-450032-000	Latch Assembly
17.	12-450017-000	Pin Gate Assembly
18.	12-450061-000	N.A. Tension Spring
19.	12-450075-000	Snubber Assembly
20.	12-450006-002	X-Washer Pin
21.	11-230002-001	X-Washer (5/32)
22.	11-450051-001	N.A. Ball Bearing
	12-450079-000	Tension Spring
23.	12-450080-000	Rubber Spacer
24.	11-190010-001	Flat Washer (1/4)
25.	12-150063-000	Spring Seat Assembly
26.	12-450023-003	Bumper
27.	12-450027-000	Spring Seat
28.	12-150062-000	Stud
29.	12-450028-000	Compression Spring
30.	11-421054-000	Bearing (.3135 I.D. X .438 O.D.)
31.	12-150057-003	Strap
	12-860808-000	Heavy Duty Pin Gate Strap
32.	12-150227-000	Linkage Assembly
33.	11-420048-000	Bearing (.1885 I.D. X .3145 O.D.)
34.	12-450043-008	Shaft
35.	11-195015-001	Lockwasher (5/16)
36.	11-001260-001	Hex Head Cap Screw (5/16-18 x 5/8")
37.	12-450008-000	Tension Spring
38.	11-230000-001	X-Washer (3/32)
39.	11-125102-001	Hex Nut (5/16-18)
40.	11-195017-001	Lockwasher (7/16)
41.	11-190012-001	Flat Washer - SAE (5/16)
42.	N.A.	Cross Conveyor Frame Assembly
43.	11-125106-001	Hex Nut (7/16-14)
44.	11-530019-000	External Retaining Ring
45.	11-125006-001	Hex Nut (12-24)
46.	11-421053-000	Flanged Oilite Bearing (2 Reg'd)
47.	11-650001-000	Bumper
48.	11-006184-001	Button Head Socket Cap Screw (1/4-20 x 1")
49.	12-450006-003	X-Washer Pin
50.	11-195012-001	Lockwasher (#12)

N.A. = No Longer Available

Cross Conveyor Drive



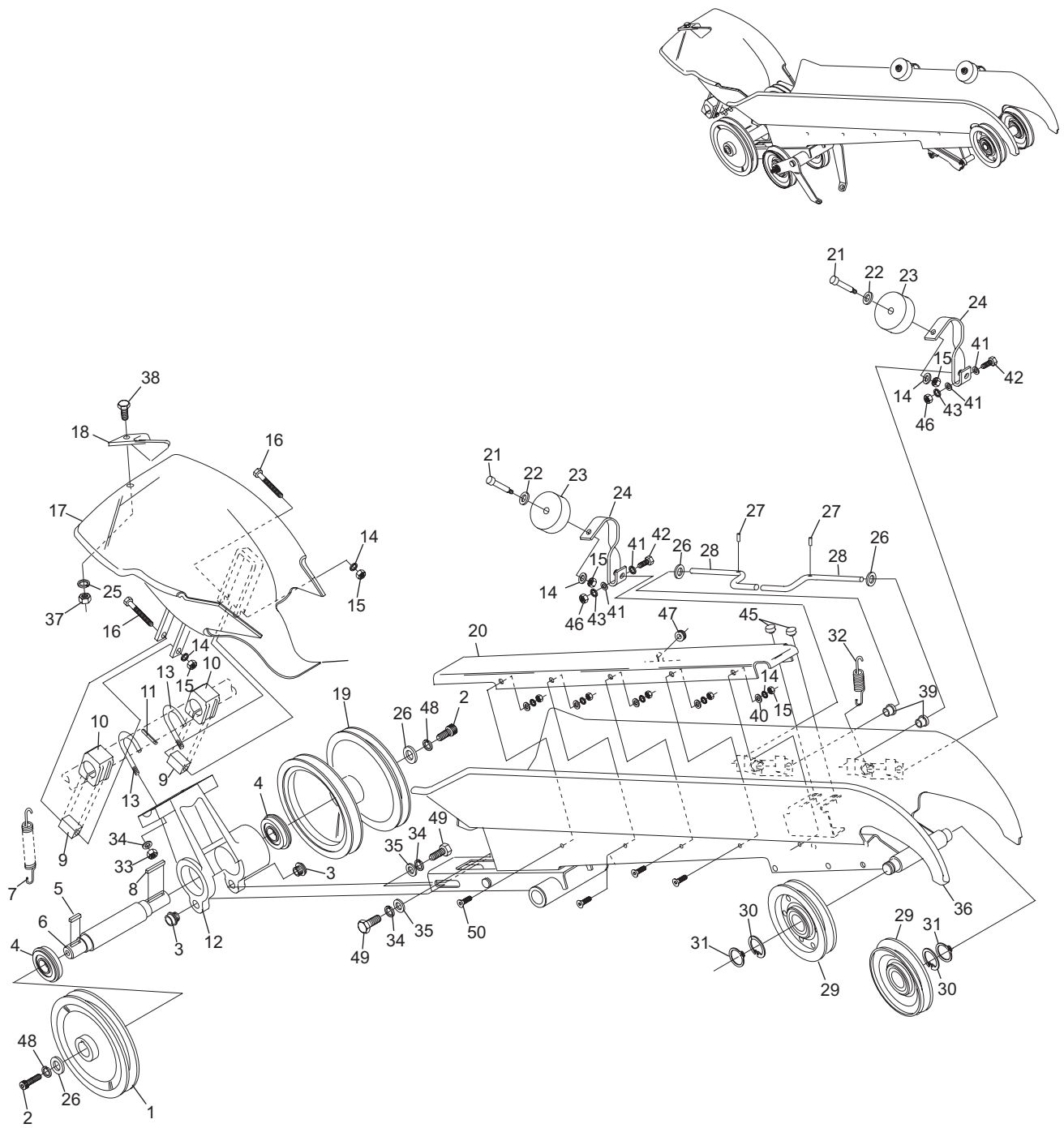
Cross Conveyor Drive

Index

No.	Part No.	Description
1.	12-450033-000	Pulley
2.	11-005343-001	Hex Head Cap Screw (3/8-16 x 7/8")
3.	11-155307-001	Spline Nut (5/16-24)
4.	11-430018-000	Ball Bearing
5.	12-450052-002	Key
6.	12-450003-000	Shaft
7.	12-450005-000	Tension Spring
8.	12-450052-003	Key
9.	12-450039-000	Spacer
10.	12-450038-000	Rubber Mount
11.	11-345315-000	Roll Pin (3/16 x 1-3/8")
12.	12-450002-000	Bracket
13.	12-450048-000	J-Bolt
14.	11-195010-001	Lockwasher (#10)
15.	11-125004-001	Hex Nut (#10-24)
16.	11-001072-001	Hex Head Cap Screw (10-24 x 2")
17.	12-450044-000	Turn Around Pan Assembly
18.	12-402434-000	Nylon Turn Pan Cam
19.	12-450004-000	Pulley
20.	12-450040-000	Pin Rest
21.	11-106504-001	Stripper Hex Head Socket Cap Screw (10-24 x 1")
22.	12-100170-016	Washer
23.	12-450056-000	Wheel
24.	12-450057-000	Bracket
25.	11-195017-001	Lockwasher (7/16)
26.	11-190514-001	Flat Washer
27.	11-360258-001	Spirol Pin (3/32 x 5/8")
28.	12-450053-000	Shaft
29.	12-450090-000	Cross Conveyor Idler Pulley
30.	11-531512-000	Beveled Retaining Ring (1.761 O.D.)
31.	11-530025-001	External Retaining Ring
32.	12-450079-000	Tension Spring
33.	11-125102-001	Hex Nut (5/16-18)
34.	11-195015-001	Lockwasher (5/16)
35.	11-190012-001	Flat Washer - SAE (5/16)
36.	N.A.	Cross Conveyor Frame Assembly
37.	11-125106-001	Hex Nut (7/16-14)
38.	11-001423-001	Hex Head Cap Screw (7/16-14 x 7/8")
39.	11-421009-000	Bearing (.3765 I.D. X .502 O.D.)
40.	11-190006-001	Flat Washer - SAE (#10)
41.	11-190010-001	Flat Washer (1/4")
42.	11-001186-001	Hex Head Bolt (1/4-20 x 1-1/4")
43.	11-195014-001	Lockwasher (1/4)
44.	N.A.	Bearing (2 required)
45.	12-450059-000	Bumper
46.	11-125100-001	Hex Nut (1/4-20)
47.	11-651004-000	Grommet
48.	11-195016-001	Lockwasher (3/8)
49.	11-001304-001	Hex Head Cap Screw (5/16-24 x 1")
50.	11-007090-001	Flat Head Socket Cap Screw (10-24 x 5/8")

N.A. = No Longer Available

Cross Conveyor



Cross Conveyor

Intentionally Blank Page

Section K

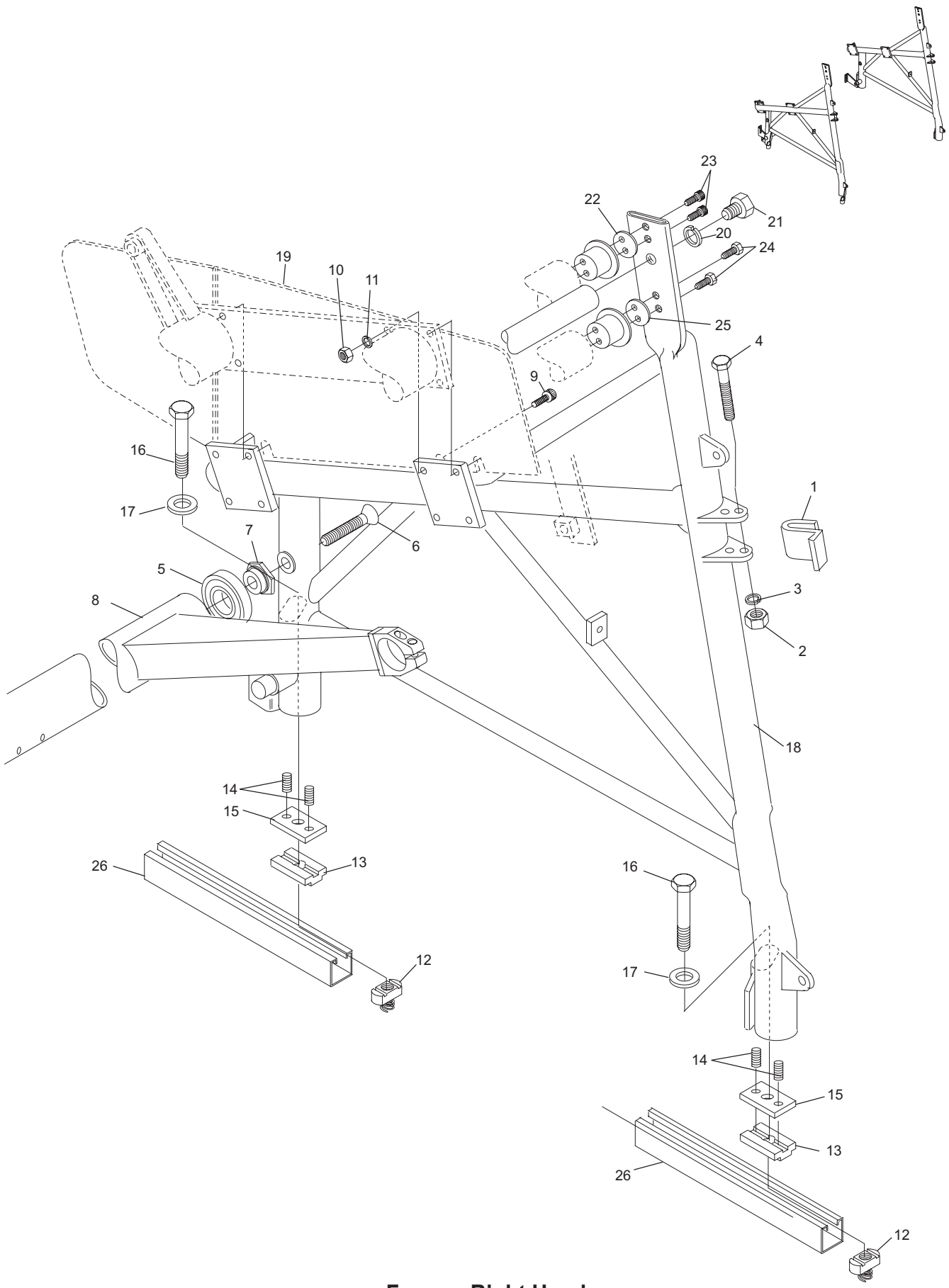
FRAME

Index

No.	Part No.		Description
1.	12-350022-000		Stop
	12-352022-000		Rake Stop
2.	11-125108-001		Hex Nut (1/2-13)
3.	11-195018-001		Lockwasher (1/2)
4.	11-002252-000		Hex Head Cap Screw (1/2-13 x 3")
5.	11-490001-000		Ball Bearing
6.	11-007676-001		Flat Head Socket Cap Screw (5/8-11 x 3")
7.	12-350009-000		Bearing Stud
8.	12-862581-000		Deck Lift Shaft Assembly
9.	11-005348-001		Hex Head Socket Cap Screw (3/8-16 x 1-1/2")
10.	11-125011-001		Hex Nut (3/8-16)
11.	11-195016-001		Lockwasher (3/8)
12.	11-180006-001		Clamping Nut & Spring (1/2-13)
13.	12-350001-000	N.A.	Strip
14.	11-103253-001		Headless Set Screw (3/8-16 x 1-1/4")
15.	12-350147-000		Plate
16.	11-001518-001		Hex Head Cap Screw (1/2-13 x 3-1/2")
17.	11-190018-001	N.A.	Flat Washer (1/2)
18.	N.A.		R.H. Frame Assembly
19.	12-350116-000		R.H. Foot Guard
20.	11-195020-001		Lockwasher (5/8)
21.	11-002365-001		Hex Head Cap Screw (5/8-11 x 1-1/4")
22.	12-350118-004		Shim (.030)
	N.A.		Shim (.060)
23.	11-005264-001		Hex Head Socket Cap Screw (5/16-18 x 1")
24.	11-002124-001		Hex Head Socket Cap Screw (3/8-16 x 1")
25.	12-350118-002		Shim (.030)
	12-350118-003	N.A.	Shim (.060)
	12-350118-001	R.O.	Shim (.030)
26.	12-350131-000	N.A.	Channel

N.A. = No Longer Available

R.O. = Replacement Option



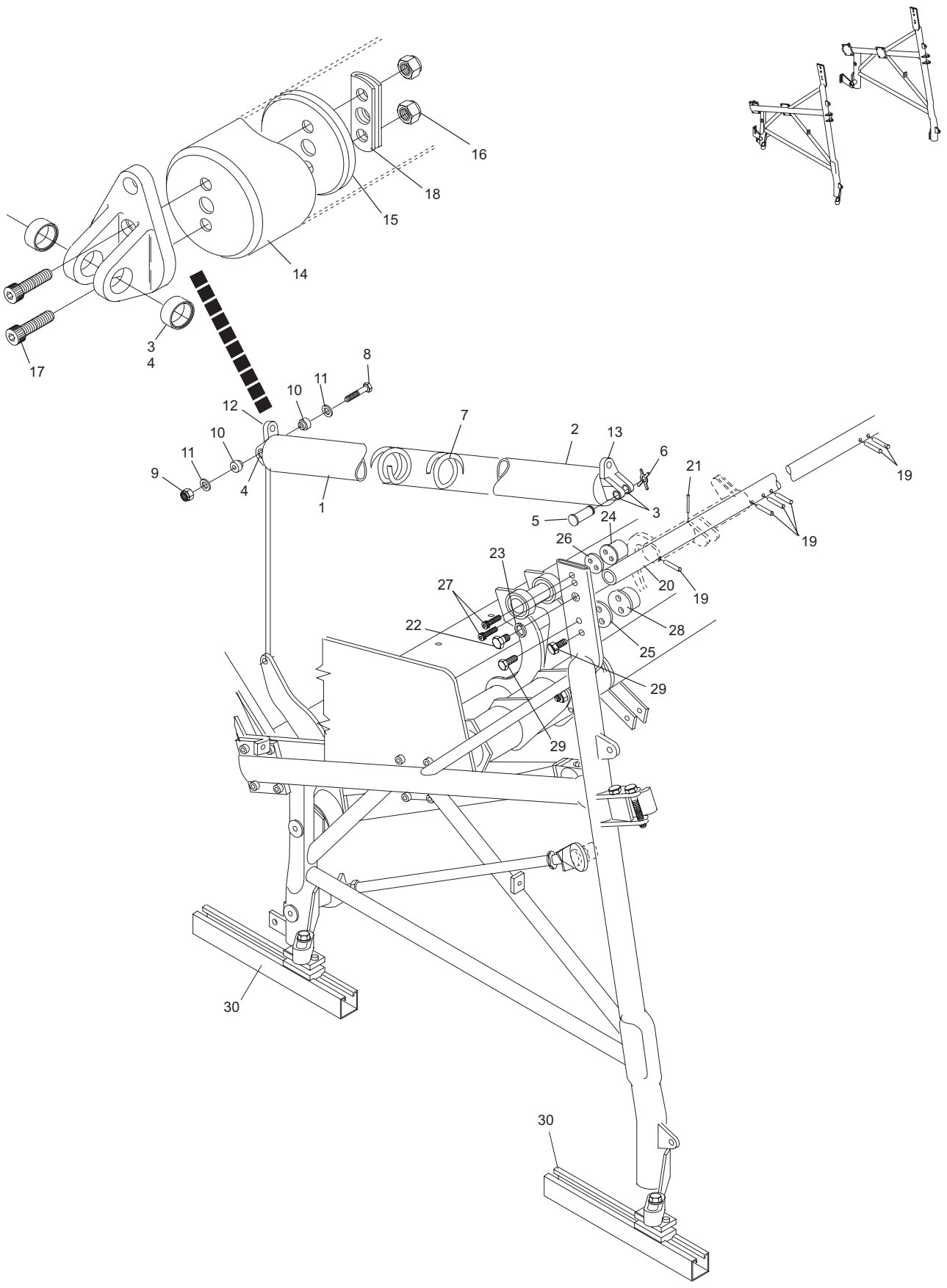
Frame - Right Hand

Index

No.	Part No.	Description
1.	N.A.	Spring Guide Tube Cap Assembly (outside)
2.	N.A.	Spring Guide Tube Cap Assembly (inside)
3.	11-420009-000	Sleeve Oilite Bearing (.5015 I.D. X .628 O.D.)
4.	11-420019-000	Sleeve Oilite Bearing (.627 I.D. X .753 O.D.)
5.	12-350023-002	Pin
6.	11-230005-001	X Washer (1/4)
7.	12-350126-000	Compression Spring
8.	11-001512-000	Hex Head Socket Cap Screw (1/2-13 x 2")
	11-001352-001	Hex Head Socket Cap Screw (3/8-16 x 2")
	11-001353-001	Hex Head Socket Cap Screw (3/8-16 x 2-1/4")
9.	11-170114-000	Flexlock Thin Hex Nut (1/2-13)
	11-170011-001	Hex Nut Nylock (3/8-16)
10.	12-350123-000	Bushing (9/16")
	12-350120-000	Bushing (for machines prior to 14501)
	12-350165-000	Bushing (3/4")
11.	11-190014-001	Flat Washer (3/8)
12.	12-350163-002	Spring Guide Tube Cap
13.	12-350163-003	Spring Guide Tube Cap
14.	12-350170-000	Outside Spring Guide Tube
	12-350171-000	N.A. Inside Spring Guide Tube
15.	12-350164-003	Washer
	12-350164-002	Washer
16.	11-170010-001	Hex Nut Nylock (5/16-24)
17.	11-005304-001	Hex Head Socket Cap Screw (5/16-24 x 1")
18.	12-350167-000	Nut Retainer
19.	11-345418-001	Roll Pin (1/4 x 1-3/4")
20.	N.A.	Cross Brace
21.	11-345420-001	Roll Pin - (1/4 x 2")
22.	11-002365-001	Hex Head Cap Screw (5/8-11 x 1-1/4")
23.	11-195020-001	Lockwasher (5/8)
24.	12-350010-000	Bearing Stud
25.	12-350118-002	Shim (.030)
	12-350118-003	N.A. Shim (.060)
	12-350118-004	R.O. Shim (.030)
26.	12-350118-004	Shim (.030)
	12-350118-005	Shim (.060)
27.	11-005264-001	Hex Head Socket Cap Screw (5/16-18 x 1")
28.	12-350011-000	Bearing Stud
29.	11-002124-001	Hex Head Socket Cap Screw (3/8-16 x 1")
30.	12-350131-000	N.A. Channel

N.A. = No Longer Available

R.O. = Replacement Options



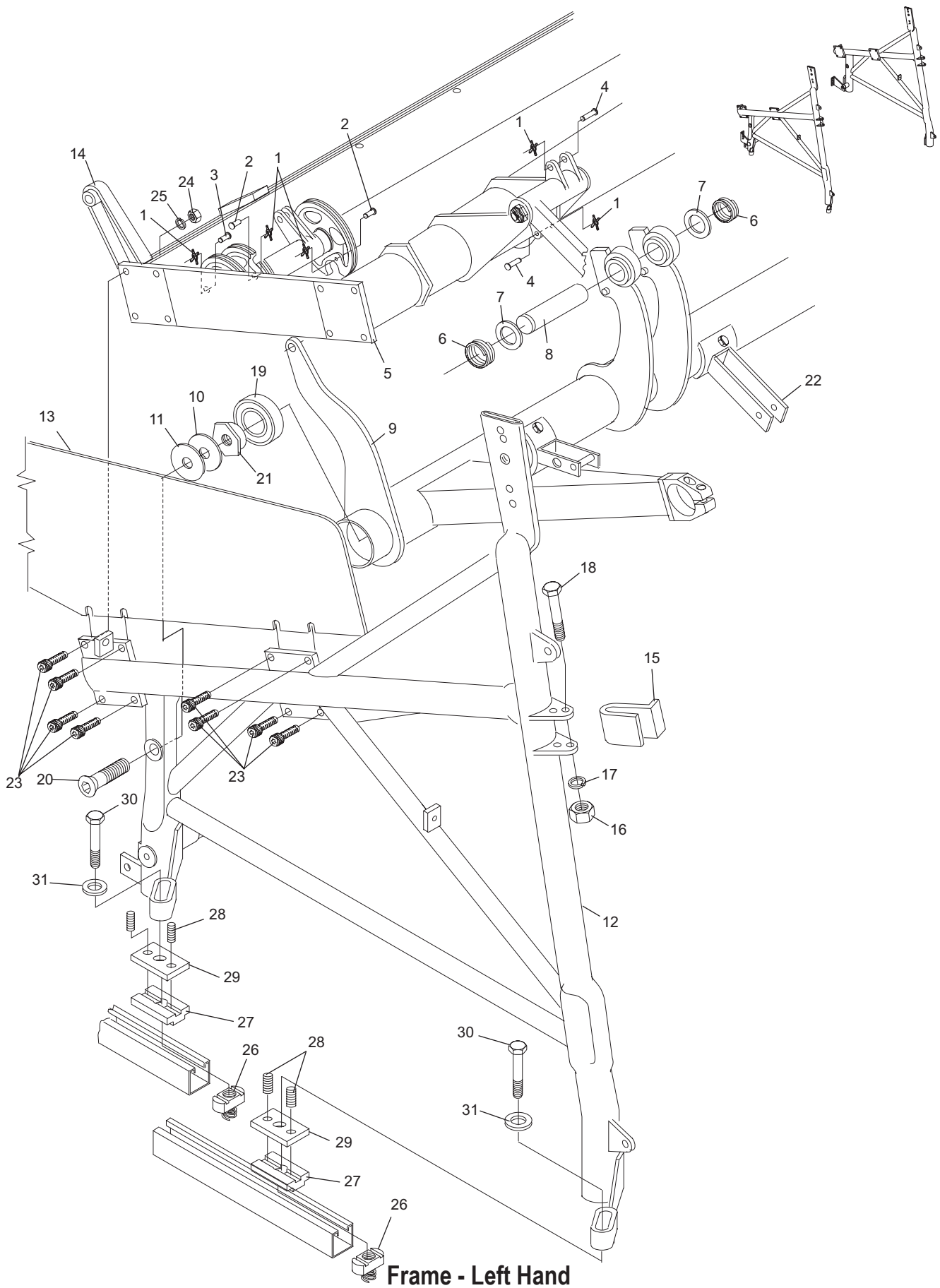
Frame - Left Hand

Index

No.	Part No.	Description
1.	11-230001-001	X-Washer (1/8)
2.	12-100166-009	X-Washer Pin
3.	12-100166-011	X-Washer Pin
4.	12-100166-015	X-Washer Pin
5.	N.A.	Brace Assembly
6.	11-533512-000	External Spirol Retaining Ring
7.	12-100170-017	Washer
8.	12-350035-000	Shaft (4-9/16")
	12-350166-000	Shaft (4-15/16")
9.	12-862581-000	Deck Lift Shaft Assembly
10.	12-350111-002	Shim (.010)
11.	12-350111-003	Shim (.020)
12.	N.A.	L.H. Frame Assembly
13.	12-350117-000	L.H. Foot Guard
14.	N.A.	Bracket Assembly and Tubing
15.	12-350022-000	Stop
	12-352022-000	Rake Stop
16.	11-125108-001	Hex Nut (1/2-13)
17.	11-195018-001	Lockwasher (1/2)
18.	11-002252-000	Hex Head Cap Screw (1/2-13 x 3")
19.	11-490001-000	Ball Bearing
20.	11-007676-001	Flat Head Socket Cap Screw (5/8-11 x 3")
21.	12-350009-000	Bearing Stud
22.	12-350178-000	Bracket
23.	11-005348-001	Hex Head Socket Cap Screw (3/8-16 x 1-1/2")
24.	11-125011-001	Hex Nut (3/8-16)
25.	11-195016-001	Lockwasher (3/8)
26.	11-180006-001	Clamping Nut & Spring (1/2-13)
27.	12-350001-000	N.A. Strip
28.	11-103253-001	Headless Set Screw (3/8-16 x 1-1/4")
29.	12-350147-000	Plate
30.	11-001518-001	N.A. Hex Head Cap Screw (1/2-13 x 3-1/2")
31.	11-190018-001	Flat Washer (1/2)

N.A. = No Longer Available

Frame - Left Hand

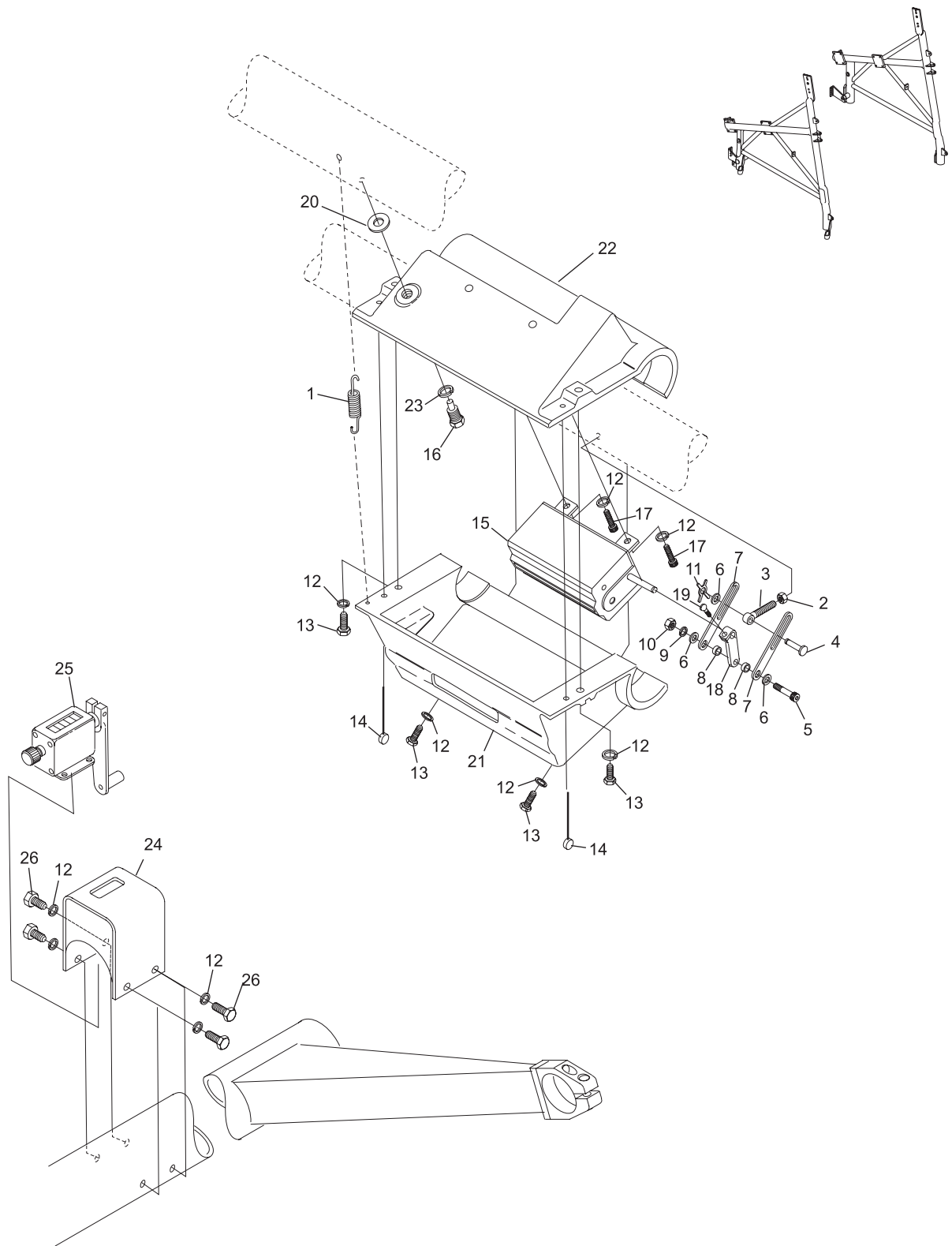


Index

No.	Part No.	Description
1.	12-100049-000	Spring
2.	11-125007-001	Hex Nut (1/4-20)
3.	12-350184-000	Pivot
4.	12-100166-004	X-Washer Pin
5.	11-005093-001	Hex Head Socket Cap Screw (10-24 x 7/8")
6.	11-190006-001	Flat Washer - SAE (#10)
7.	N.A.	Link
8.	N.A.	Spacer
9.	11-195010-001	Lockwasher (#10)
10.	11-125004-001	Hex Nut (#10-24)
11.	11-230000-001	X-Washer (3/32)
12.	11-195014-001	Lockwasher (1/4)
13.	N.A.	Cap Screw
14.	N.A.	Locking Seal
15.	N.A.	Counter Assembly
16.	12-350182-000	Bolt
17.	11-005182-001	Hex Head Socket Cap Screw (1/4-20 x 3/4")
18.	N.A.	Arm
19.	N.A.	Fillister Head Screw
20.	N.A.	Washer
21.	N.A.	Cover
22.	N.A.	Counter Box
23.	11-195017-001	Lockwasher (7/16)
24.	N.A.	Counter & Box Assembly
25.	N.A.	Counter & Lever Assembly
26.	N.A.	Cap Screw

N.A. = No Longer Available

Frame Counter



Frame Counter

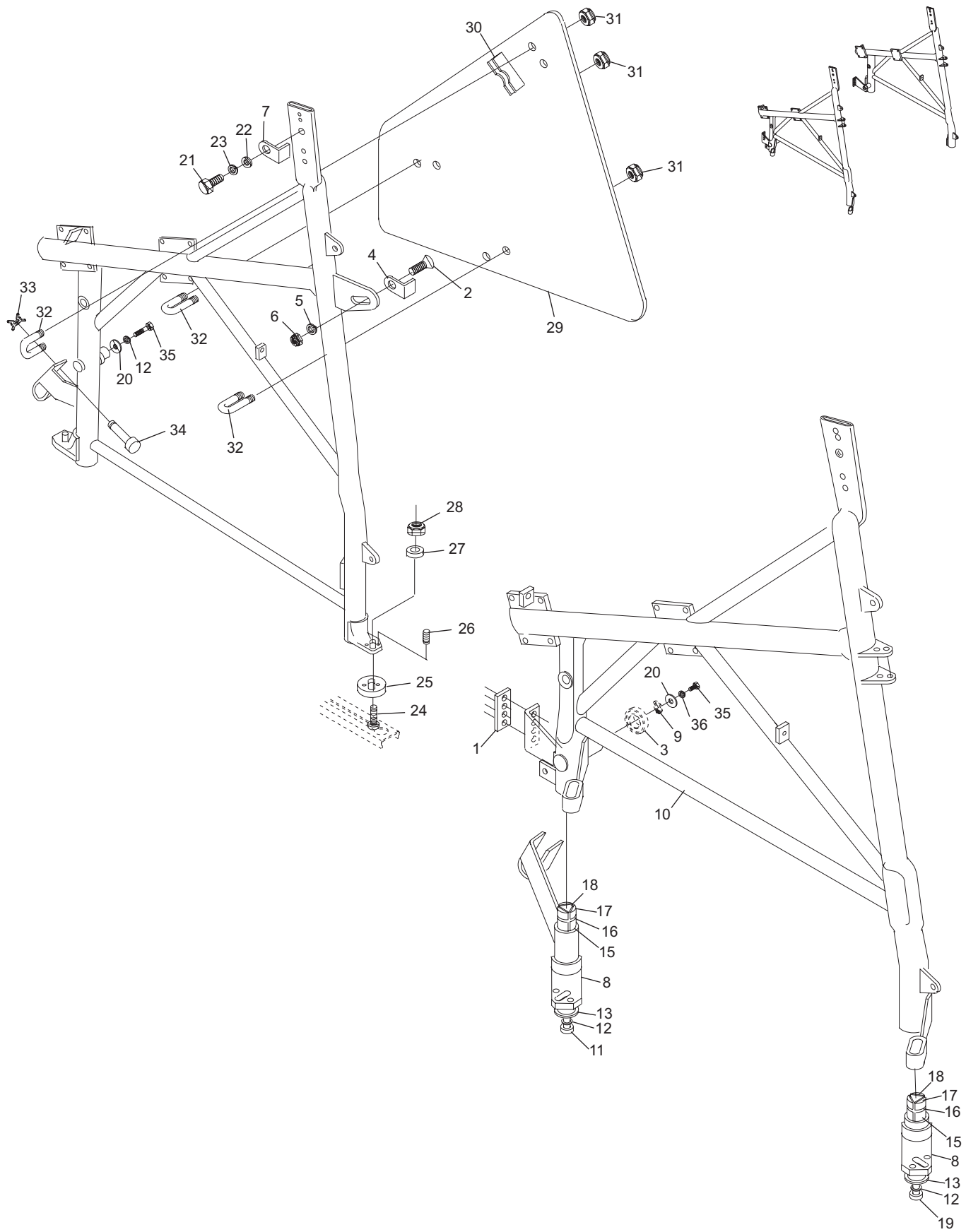
Index

No.	Part No.		Description
1.	N.A.		Bracket
2.	11-007712-001	N.A.	Flat Head Socket Cap Screw (5/8-18 x 2")
3.	11-431000-000		Ball Bearing
4.	12-352022-000		Rake Stop
5.	12-100170-003		Washer
6.	11-170020-001		Self-Locking Hex Nut (5/8-18)
7.	12-252362-000		Rake Lowering Stop
8.	N.A.		L.H. Front Foot Assembly
9.	12-350122-005		Retaining Ring
10.	N.A.		Welded L.H. Frame (complete assembly, for Model A)
	N.A.		Welded L.H. Frame (complete assembly for Model A-2, New or converted)
11.	10-002003-000		Hex Head Cap Screw (3/8-16 x 7")
12.	11-195016-001		Lockwasher (3/8)
13.	12-352303-000		Cap
14.	12-352319-000	N.A.	L.H. Rear Foot Assembly
15.	11-190518-001		Flat Washer
16.	11-625537-000		O-Ring
17.	12-352308-000	N.A.	Wedge
18.	N.A.		Wedge Nut
19.	10-002004-000		Hex Head Cap Screw (3/8-16 x 4")
20.	12-350128-000		Washer
21.	11-002365-001		Hex Head Cap Screw (5/8-11 x 1-1/4")
22.	11-190022-001		Flat Washer (5/8)
23.	11-195020-001		Lockwasher (5/8)
24.	11-071587-001	N.A.	Heat Treated Special Bolt (1/2-13 x 2")
	11-071087-001	R.O.	Carriage Bolt (1/2-13 x 2")
25.	12-752020-000		Washer
26.	11-103295-001		Set Screw (7/16-14 x 1-1/2")
27.	11-190520-001		Flat Washer
28.	11-125108-001		Hex Nut (1/2-13)
29.	12-752997-000	N.A.	Guard
30.	12-750999-000		Bracket
31.	11-170009-001		Hex Nut Nylock (5/16-18)
32.	12-750998-000		U-Bolt
33.	11-230001-001		X-Washer (1/8)
34.	12-100166-032		X-Washer Pin
35.	11-001344-001		Hex Head Cap Screw (3/8-16 x 1")

N.A. = No Longer Available

R.O. = Replacment Option

Frame - Left Hand



Frame - Left Hand

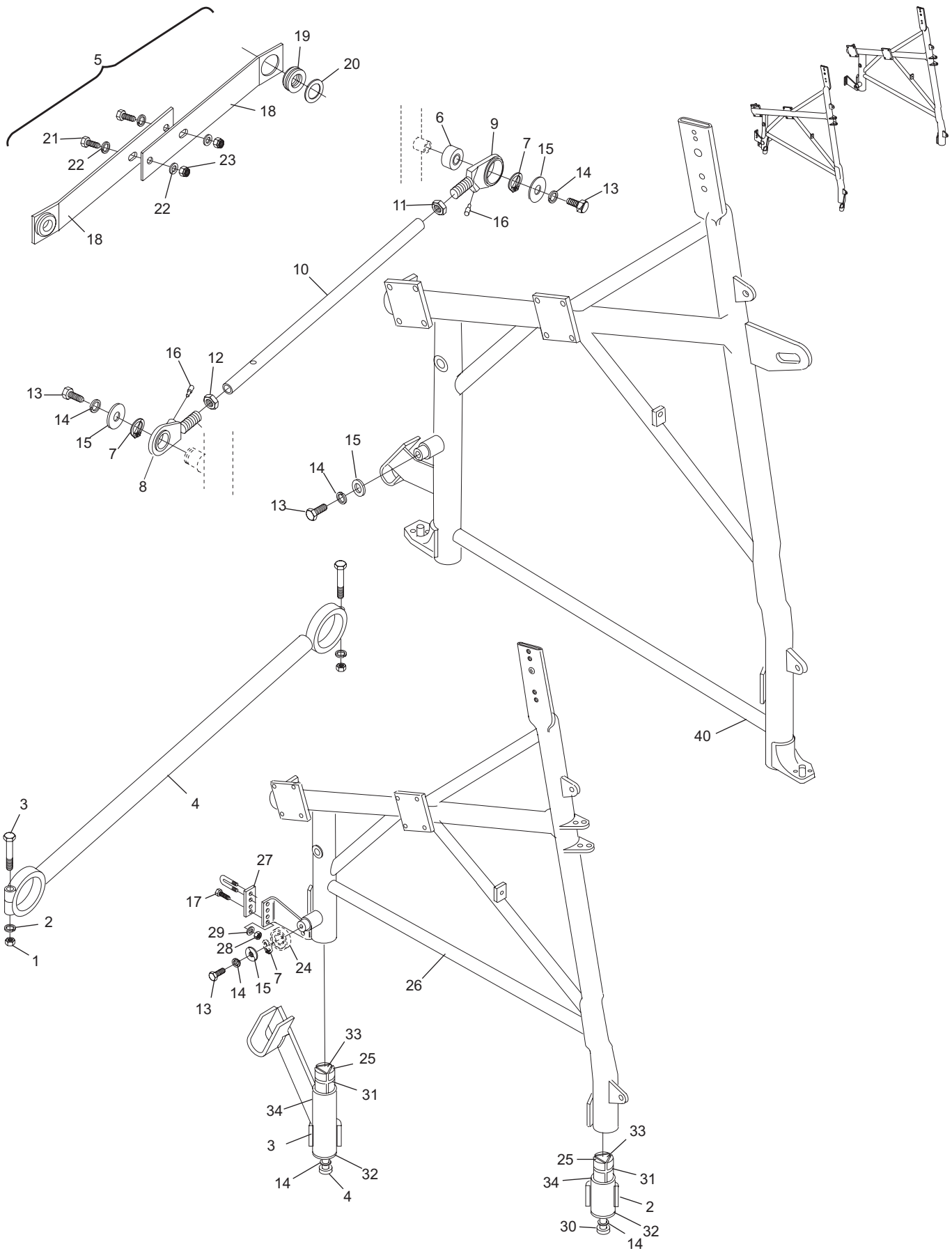
Index

No.	Part No.		Description
1.	11-125100-001		Hex Nut
2.	11-195014-001		Lockwasher
3.	11-001192-001		Hex Head Bolt (1/4-20 x 2")
4.	N.A.		Deck Lift Rod Complete
	12-350217-000	R.O.	Stabilizer Assembly
5.	12-350217-000		Stabilizer Assembly
6.	N.A.		Spacer
7.	12-350122-005		Retaining Ring
8.	12-350122-004		L.H. Rod End
9.	12-350122-003		R.H. Rod End
10.	12-350122-002		Rod
11.	11-125211-000		R.H. Hex Jam Nut (9/16-18)
12.	11-125261-000		L.H. Hex Jam Nut (9/16-18)
13.	11-001344-001		Hex Head Cap Screw (3/8-16 x 1")
14.	11-195016-001		Lockwasher (3/8)
15.	12-350128-000		Washer
16.	N.A.		Grease Fitting
17.	11-001264-001		Hex Head Cap Screw (5/16-18 x 1")
18.	N.A.		Deck Lift Plate
19.	10-427001-000		Bearing 63/64 X 31/64
20.	10-427002-000	N.A.	Snap Ring (47mm)
21.	11-001506-001		Hex Head Cap Screw (1/2-13 x 1-1/4")
22.	11-190018-001		Flat Washer (1/2)
23.	11-170015-001		Hex Nut Nylock (1/2-13)
24.	11-431000-000		Ball Bearing
25.	12-352308-000	N.A.	Wedge (3 required)
26.	N.A.		R.H. Welded Frame (complete assembly for Model A)
27.	N.A.		Bracket
28.	11-125102-001		Hex Nut (5/16-18)
29.	11-195015-001		Lockwasher (5/16)
30.	10-002004-000		Hex Head Cap Screw (3/8-16 x 4")
31.	11-625537-000		O-Ring
32.	12-352303-000		Cap
33.	N.A.		Wedge Nut
34.	11-190518-001	N.A.	Flat Washer (1)

N.A. = No Longer Available

R.O. = Replacement Option

Frame - Right Hand



Frame - Right Hand

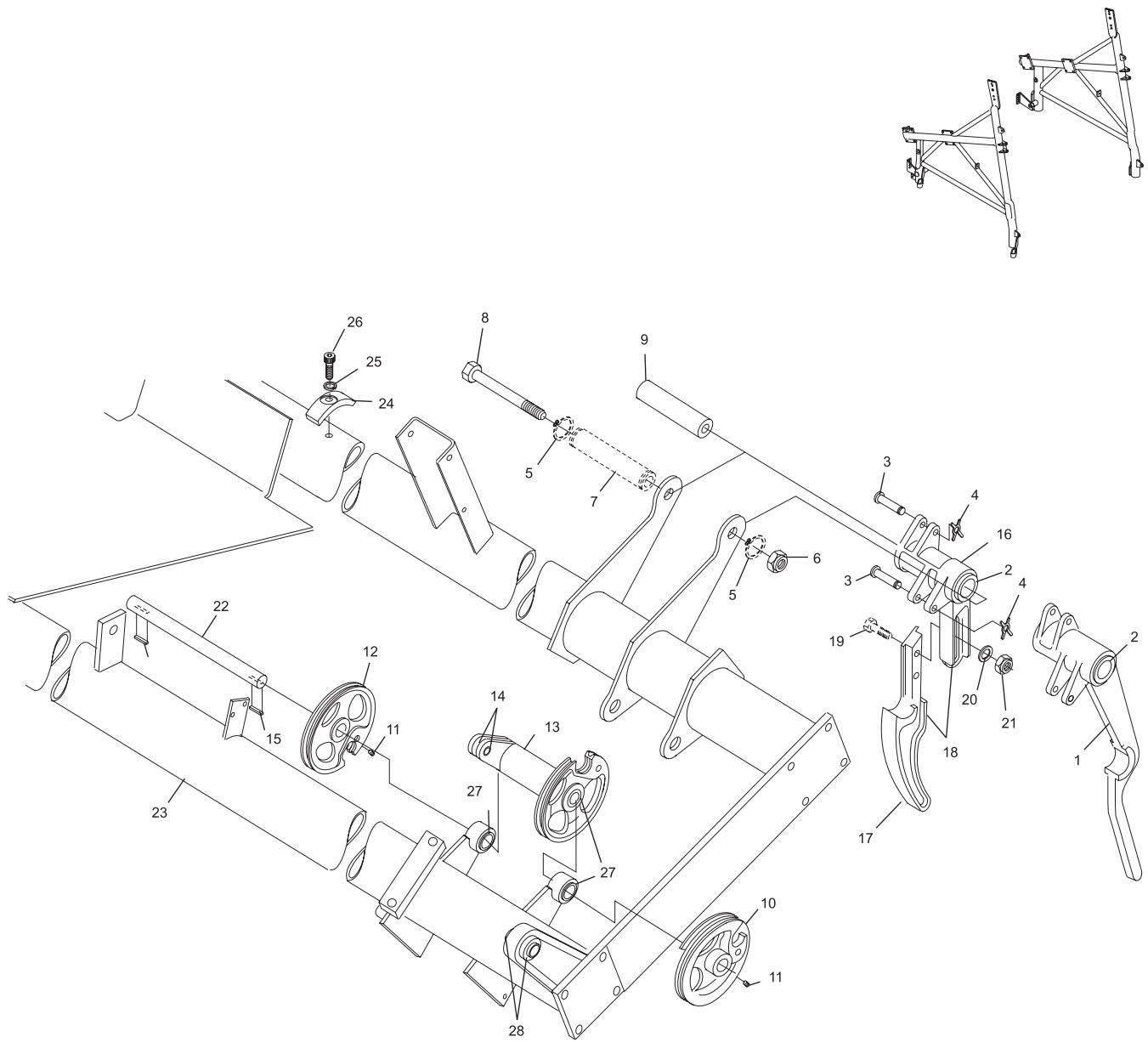
Index

No.	Part No.	Description
1.	*N.A.	Deck Hook Assembly
2.	11-421107-000	Flanged Bronze Bearing
3.	12-100166-015	X-Washer Pin
4.	11-230001-001	X-Washer (1/8)
5.	11-530028-000	External Retaining Ring
6.	11-170015-001	Hex Nut Nylock (1/2-13)
7.	12-100168-005	X-Washer Pin
8.	11-002260-001	Hex Head Socket Cap Screw (1/2-13 x 5-1/2")
9.	12-350129-000	Spacer
10.	12-350029-000	Moving Deck Pulley
11.	11-105582-001	Headless Set Screw (10-32 x 3/8)
12.	12-350030-000	Moving Deck Pulley
13.	12-350033-000	N.A. Scissor Pulley Assembly
14.	11-420038-000	Bearing (.3135 I.D. X .4395 O.D.)
15.	12-100187-009	Square Key
16.	12-350804-000	Deck Hook Hub
17.	12-350803-000	Deck Hook
18.	12-350802-000	Deck Hook Assembly
19.	11-001344-001	Hex Head Cap Screw (3/8-16 x 1")
20.	11-190014-001	Flat Washer (3/8)
21.	11-170110-001	Hex Nut Flexlock (3/8-16)
22.	12-350032-000	Pulley Shaft
23.	N.A.	Brace (complete assembly)
24.	N.A.	Bracket
25.	11-195014-001	Lockwasher (1/4)
26.	11-005180-001	Hex Head Socket Cap Screw (1/4-20 x 5/8")
27.	11-483002-000	Needle Roller Bearing
28.	12-250248-000	Sleeve Oilite Bearing

N.A. = No Longer Available

* The single piece hooks are no longer available. Order Deck Hook Assembly 12-350802-000 (2 piece-adjustable). When replacing on machines prior to S/N 1601, it is also necessary to replace Deck Post (L.H.) 12-200135-000.

Frame



Frame

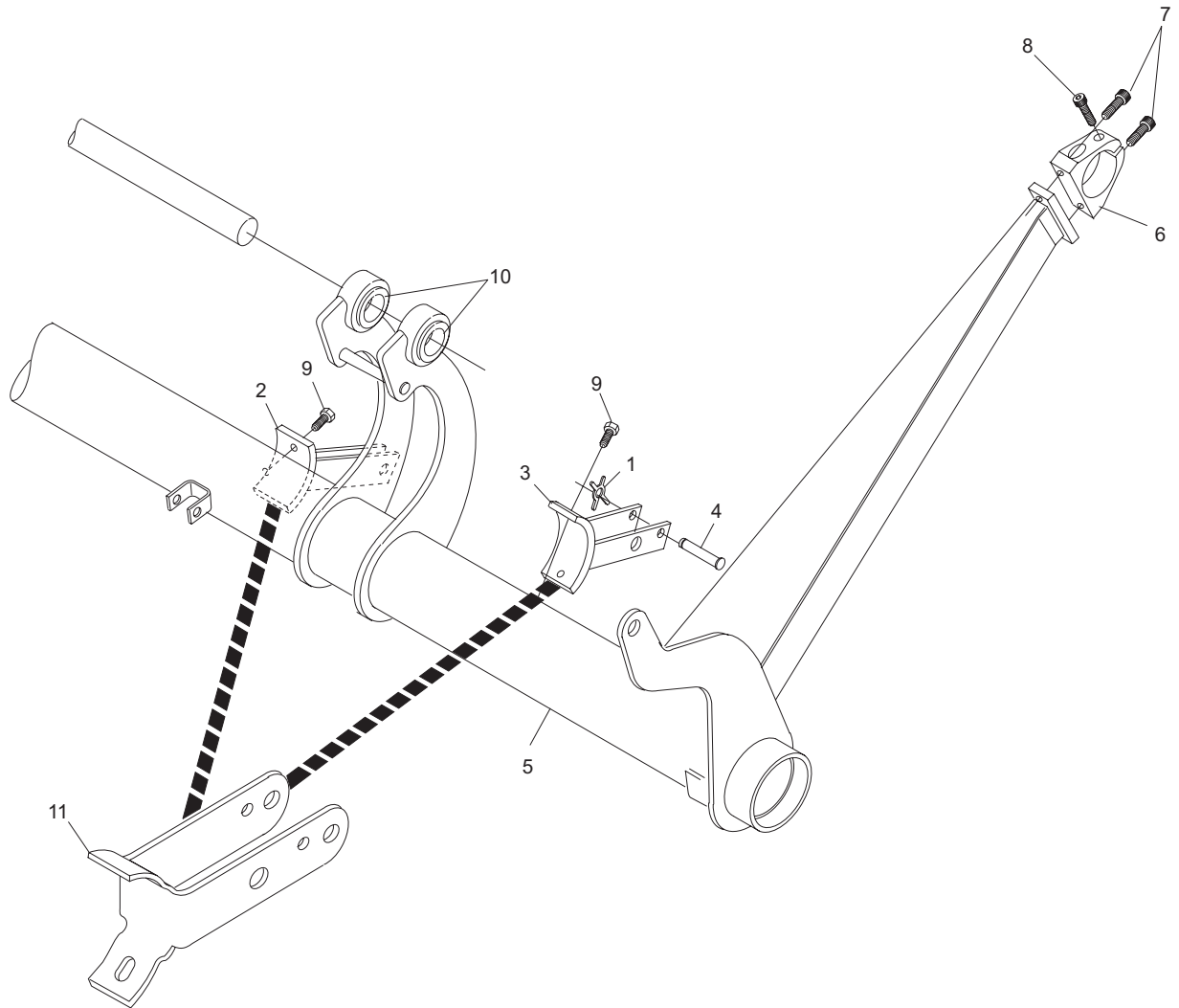
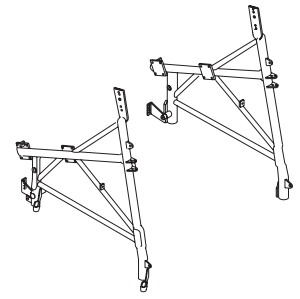
Index

No.	Part No.	Description
1.	11-230001-001	X-Washer (1/8)
2.	*N.A.	Bracket (restricted drop link) (use index #11 - 12-35078-000 Bracket)
3.	*N.A.	Bracket (pivot block) (use index #11 - 12-350178-000 Bracket)
4.	12-100166-016	X-Washer Pin
5.	12-862581-000	Deck Lift Shaft Assembly
6.	12-350109-000	Deck Lift Arm End
7.	11-005264-001	Hex Head Socket Cap Screw (5/16-18 x 1")
8.	11-005184-001	Socket Head Cap Screw (1/4-20 x 1")
9.	11-015285-001	Hex Head Socket Cap Screw & External Tooth Lockwasher
10.	11-461000-000	Needle Roller Bearing
11.	12-350178-000	Bracket

N.A. = No Longer Available

* Use Index No. 11 as a replacement.

Frame



Frame

Intentionally Blank Page

Section L

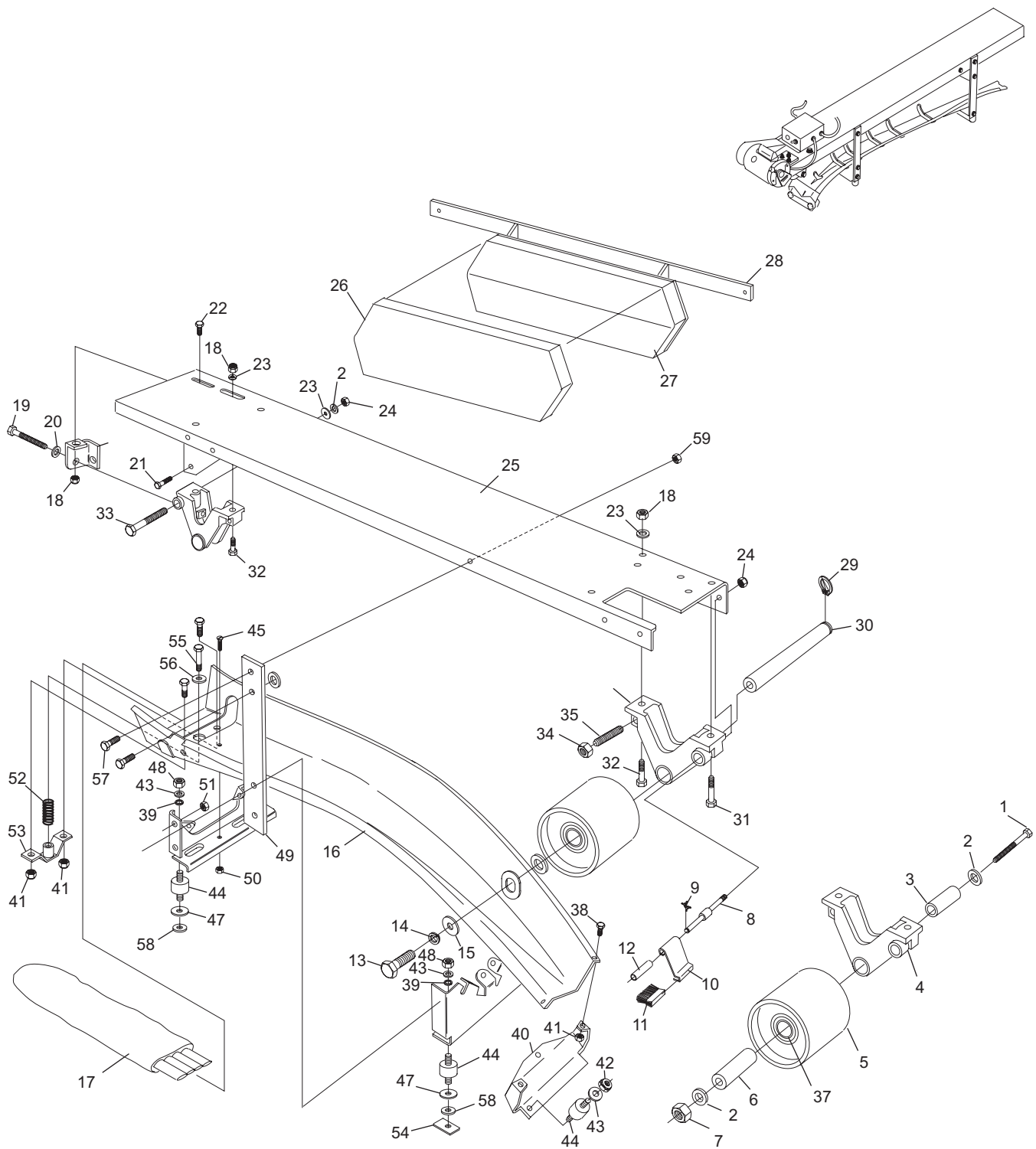
BALL RETURN

Index

No.	Part No.	Description
1.	11-001690-000	Hex Head Machine Screw (5/8-11 x 8")
2.	11-190516-001	N.A. Washer
3.	10-385515-000	Spacer (21/32 I.D. x 6")
4.	12-502303-000	Pulley Support Bracket
5.	12-502349-600	High Crown Pulley
6.	10-386071-000	Spacer (1" X 3-5/16)
7.	11-170019-001	Self-Locking Nut (5/8-11)
8.	12-502340-000	Brush Clip Shaft
9.	11-230002-001	X Washer (5/32)
10.	12-502318-000	Brush Clip
11.	12-502319-000	Brush
12.	12-502346-000	Bushing
13.	11-002092-001	Hex Head Socket Cap Screw (5/16-24 x 3/4")
14.	11-196014-001	High Collar Lockwasher (5/16)
15.	10-191554-000	Flat Washer (11-32)
16.	12-502320-000	Ball Track (Pan)
17.	12-252377-000	Ball Wipe - Complete
18.	11-170011-001	Hex Nut Nylock (3/8-16)
19.	10-002101-001	Hex Head Socket Cap Screw (#1/2-13 x 7-1/2")
20.	11-191018-001	Flat Washer (1/2)
21.	12-502458-000	N.A. Adjusting Bracket
22.	11-001344-001	Hex Head Cap Screw (3/8-16 x 1")
23.	11-190522-001	Flat Washer
24.	11-132005-001	Heavy Hex Nut (3/8-18)
25.	12-502301-000	N.A. Accelerator Frame
26.	12-862042-000	Duster Cloth (Pkg. of 3)
27.	12-502424-000	N.A. Duster Pad
28.	N.A.	L.H. Frame and Pad Assembly
	N.A.	R.H. Frame and Pad Assembly
29.	11-530030-001	External Retaining Ring
30.	12-502353-000	Shaft
31.	11-002129-001	Hex Head Cap Screw (3/8-16 x 2-1/4")
32.	11-002128-001	Hex Head Socket Cap Screw (3/8-16 x 2")
33.	11-002132-001	Hex Head Socket Cap Screw (3/8-16 x 3")
34.	11-125204-001	Hex Jam Nut (3/8-16)
35.	11-102259-001	Headless Socket Set Screw (3/8-16 x 2")
36.	11-140105-001	Square Nut (1/2-13)
37.	11-430013-000	Ball Bearing
38.	11-002001-001	Hex Head Socket Cap Screw (1/4-20 x 5/8")
39.	11-191012-001	Flat Washer (5/16)
40.	12-502313-000	Front Support Bracket
41.	11-170007-001	Hex Nut Nylock (1/4-20)
42.	11-125009-001	Hex Nut (5/16-18)
43.	11-195015-001	Lockwasher (5/16)
44.	10-675001-000	Rubber Mount
	90-675000-000	Black Rubber Pit Mount
45.	11-007182-001	Flat Head Socket Cap Screw (1/4-20 x 3/4")
46.	12-502305-000	Track Support
47.	11-190515-001	Flat Washer
48.	11-125202-001	Hex Jam Nut (5/16-18)
49.	N.A.	Front Support Arm
50.	12-502304-000	Track Support
51.	11-170011-001	Hex Nut Nylock (3/8-16)
52.	12-502331-000	Spring
53.	12-502343-000	Spring Retainer
54.	12-502341-000	Channel Nut
55.	12-502345-000	Bumper Screw
56.	11-190010-001	Flat Washer (1/4)
57.	11-001348-001	Hex Head Cap Screw (3/8-16 x 1-1/2")
58.	11-190527-001	Flat Washer

N.A. = No Longer Available

Ball Accelerator



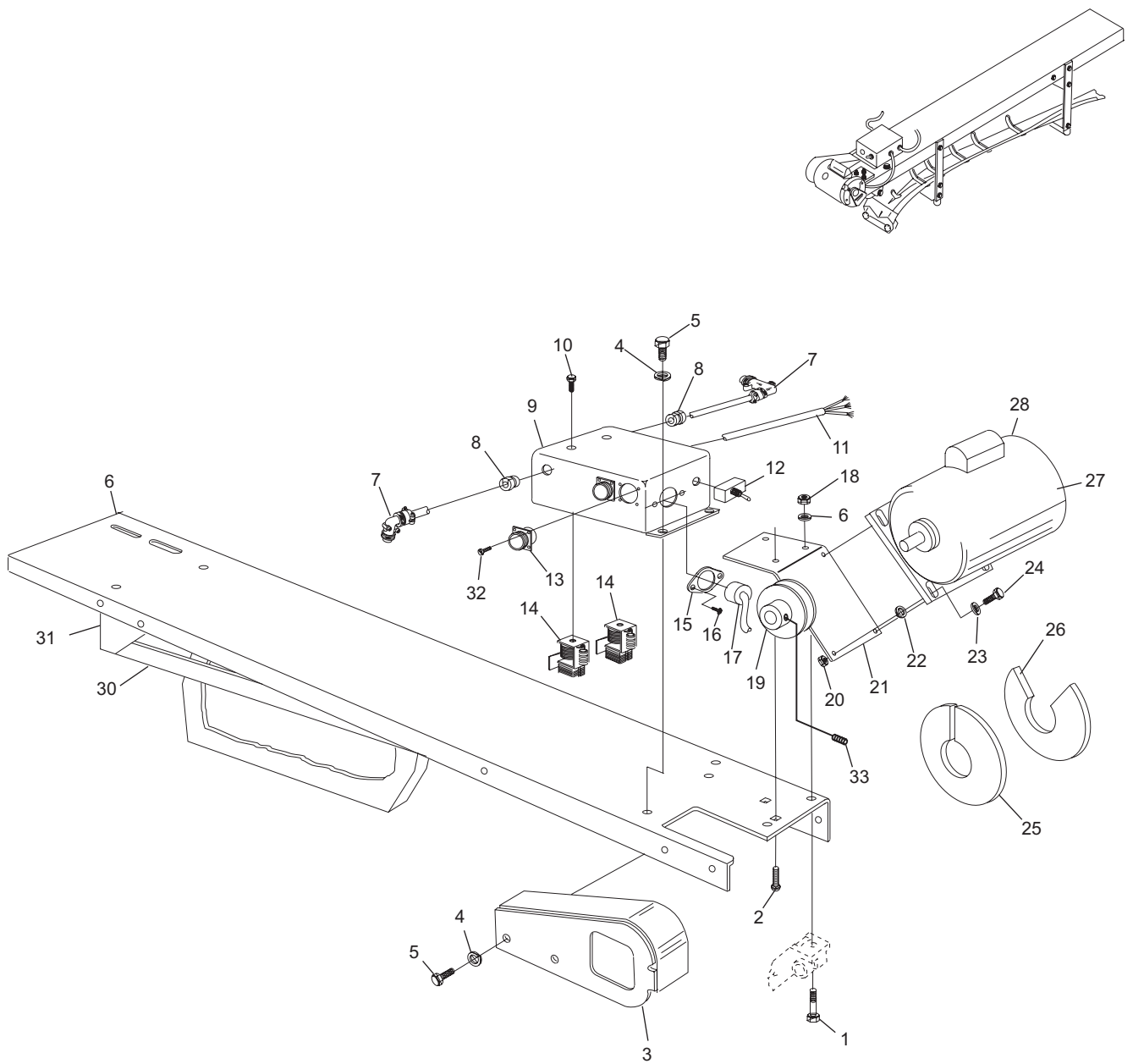
Ball Accelerator

Index

No.	Part No.	Description
1.	11-002129-001	Hex Head Cap Screw (3/8-16 x 2-1/4")
2.	11-078034-001	Round Head Socket Cap Screw (3/8-16 x 1")
3.	12-502338-000	Belt Shield
4.	11-195014-001	Lockwasher (1/4)
5.	11-081007-001	Hex Washer Self Tapping Screw (1/4 x 3/8")
6.	12-502301-000	N.A. Accelerator Frame
7.	12-502337-000	Cable Assembly
8.	11-611011-000	Large Strain Relief Bushing
9.	12-502336-010	Control Box
	12-502335-000	Control Box Assembly
10.	11-017564-001	Round Head Slotted Cap Screw
11.	10-750619-001	N.A. 3-Conductor Service Cord
12.	11-615502-000	Toggle Switch
13.	12-750033-000	Box Mounting Receptacle
14.	12-862830-000	Relay
15.	11-678601-000	Flush Base Connector
16.	11-107024-001	N.A. Screw
17.	11-679201-000	Connector Body
18.	11-170011-001	Hex Nut Nylock (3/8-16)
19.	12-502XXX-000	Motor Pulley (see chart on previous page)
20.	11-170009-001	Hex Nut Nylock (5/16-18)
21.	12-502308-000	Motor Plate
22.	11-190523-000	N.A. Flat Washer
23.	11-191012-001	Flat Washer (5/16)
24.	11-001263-001	Hex Head Cap Screw (5/16-18 X 7/8")
25.	12-502424-000	N.A. Duster Pad
26.	N.A.	Filter
27.	12-802059-003	Motor (1/4 hp 1425-1725 RPM)
	12-802059-004	Accelerator Motor(1/2 hp 2850-3450 RPM)
28.	10-705043-002	N.A. Cooling Fan
	10-705043-003	N.A. Fan Cover

N.A. = No Longer Available

Ball Accelerator



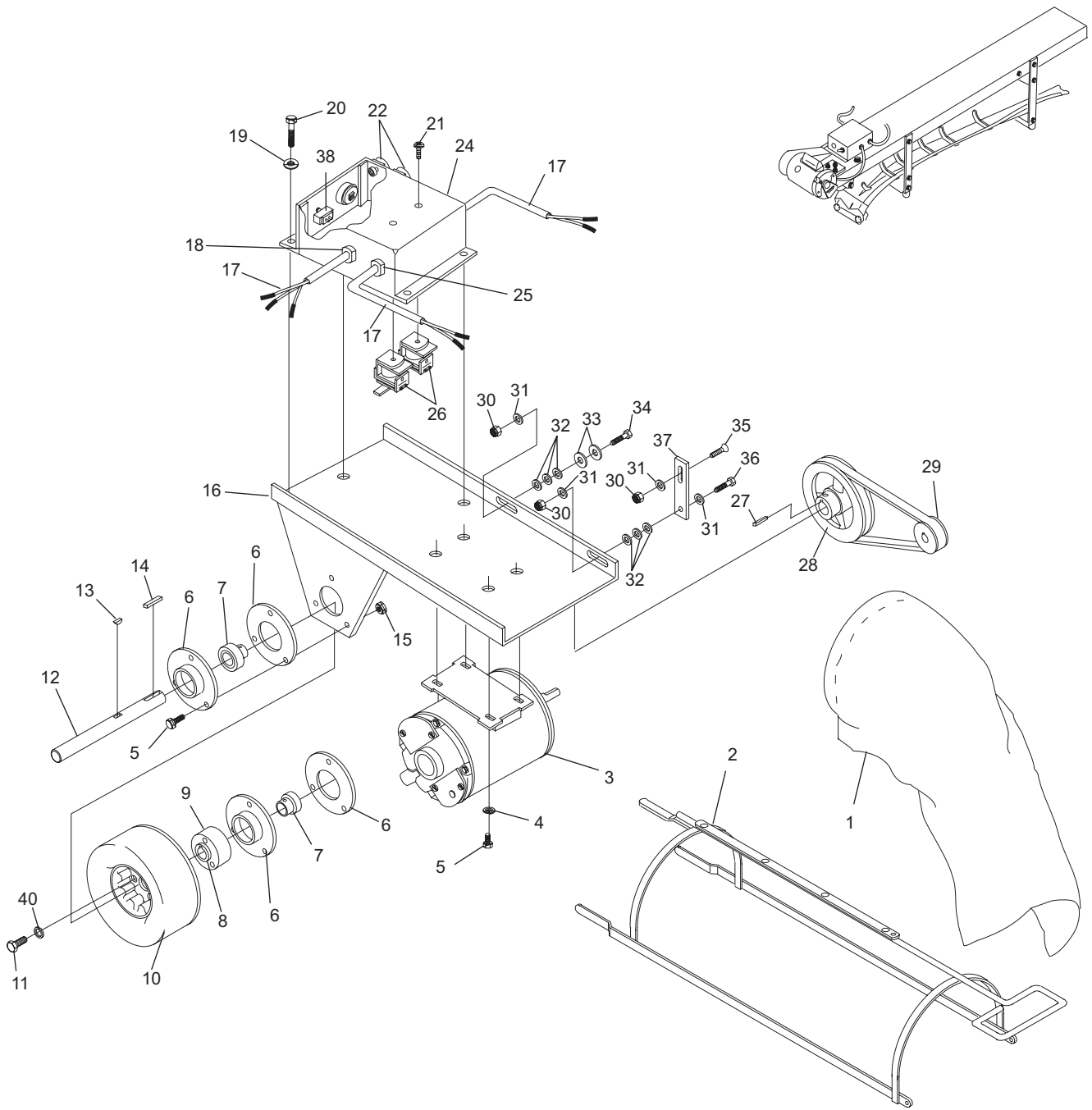
Ball Accelerator

Index

No.	Part No.	Description
1.	61-860028-000	E-Z Ball Duster Apron
2.	12-502442-000	N.A. Ball Duster Frame
	29-088557-000	N.A. Wiper Frame Assembly
	29-088559-000	N.A. Assembly
	29-203256-000	N.A. Frame Holder
	N.A.	Frame Holder
3.	12-802059-003	Motor (1/4 hp 1425-1725 RPM)
4.	11-191012-001	Flat Washer (5/16)
5.	11-001262-001	Hex Head Cap Screw (5/16-18 x 3/4")
6.	11-413051-000	Adapter Bearing Flange
7.	11-413001-000	Ball Bearing
8.	12-502613-000	Hub
9.	11-101208-001	Set Screw (5/16-18 x 3/4")
10.	53-530060-000	N.A. Rubber Hub and Tire Assembly
	90-520060-000	Urethane Ball Wheel Assembly
11.	11-195015-001	Lockwasher (5/16)
12.	12-502611-000	Drive Shaft
13.	11-050006-000	Woodruff Key
14.	12-100187-009	Square Key
15.	11-170009-001	Hex Nut Nylock (5/16-18)
16.	12-502602-000	Booster Frame
17.	10-750619-000	Cable Assembly - 3 COND., 18 AWG, 2' 2"
18.	11-611011-000	Large Strain Relief Bushing
19.	11-615502-000	Toggle Switch
20.	11-195014-001	Lockwasher (1/4)
21.	11-081007-001	Hex Washer Self Tapping Screw (1/4 x 3/8")
22.	12-750033-000	Box Mounting Receptacle
23.	11-017564-001	Round Head Slotted Cap Screw
24.	12-502335-000	Control Box Assembly
	12-502336-010	Control Box
25.	11-611009-000	Small Strain Relief Bushing
26.	12-862830-000	Relay
27.	10-621055-000	Key - 3/16 SQ. X 1 1/8 LG.
28.	10-510701-000	Sheave (8")
	10-510704-000	Sheave (9")
29.	10-510702-000	Sheave (2.3")
	10-510703-000	Sheave (2.7")
30.	11-170011-001	Hex Nut Nylock (3/8-16)
31.	11-191014-001	Flat Washer (3/8)
32.	11-190014-001	Flat Washer (3/8)
33.	11-190522-001	Flat Washer
34.	11-001348-001	Hex Head Cap Screw (3/8-16 x 1-1/2")
35.	11-007348-000	N.A. Flat Head Socket Cap Screw (3/8-16 x 1-1/2")
36.	11-001345-001	Hex Head Cap Screw (3/8-16 x 1-1/8)
37.	12-352566-000	N.A. Bracket
38.	11-001263-001	Hex Head Cap Screw (5/16-18 x 7/8")

N.A. = No Longer Available

Ball Booster



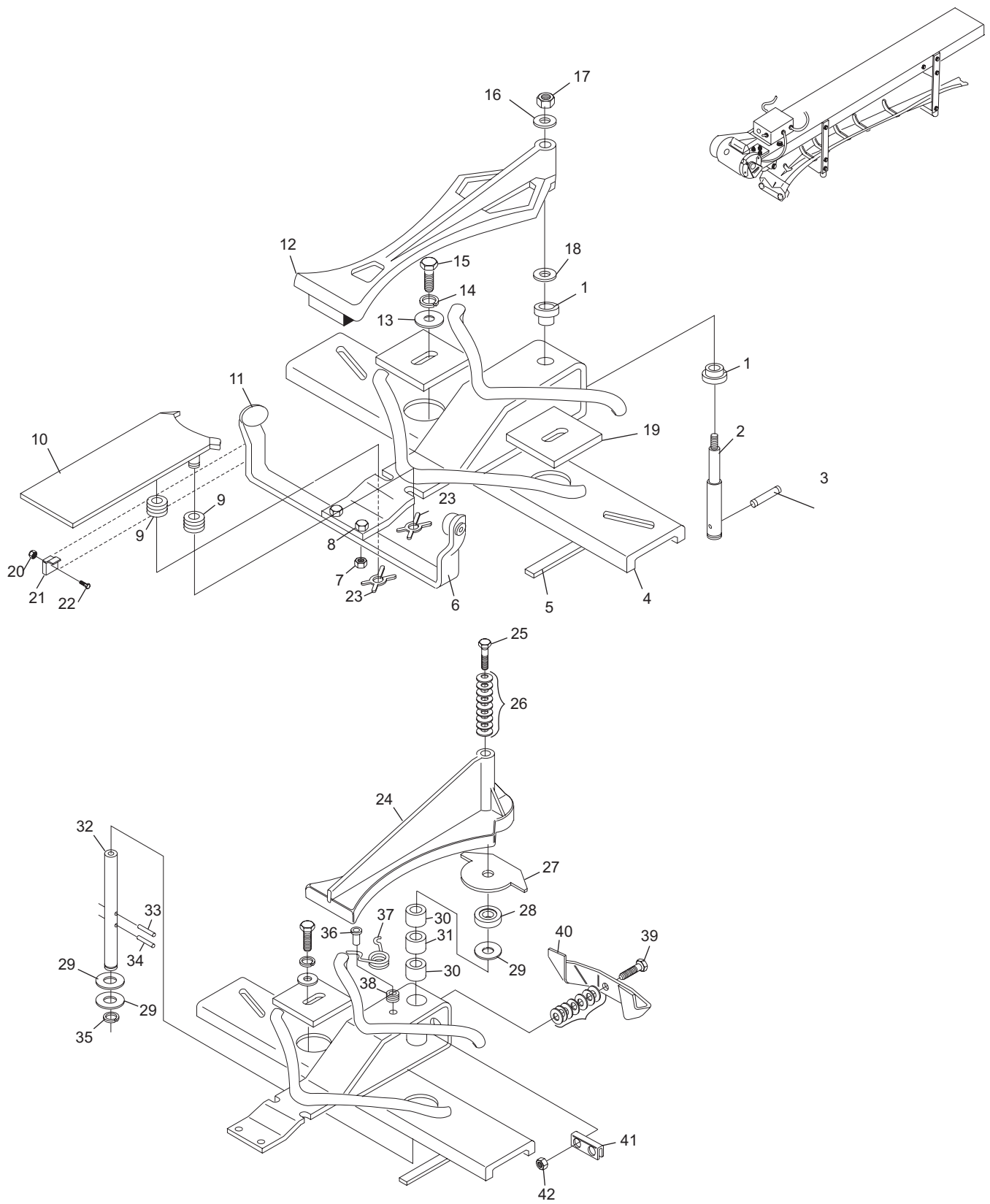
Ball Booster

Index

No.	Part No.	Description
1.	10-421901-000	Flanged Oilite Bearing
2.	12-502134-000	Y-Switch Shaft
3.	11-354002-001	Groove Pin
4.	12-502100-000	Switch Track Assembly
5.	12-502157-002	Shim
	12-502157-003	Shim
	12-502157-004	Shim
6.	12-502131-000	Y-Switch Stop Bar
7.	11-170009-001	Hex Nut Nylock (5/16-18)
8.	11-001264-001	Hex Head Cap Screw (5/16-18 x 1")
9.	12-502155-000	Y-Switch Spacer
10.	12-502328-000	Plate Assembly
11.	12-502154-000	Y-Switch Bumper (Pull-Thru)
12.	90-502153-000	Nylon Y-Switch
	12-502159-000	N.A. Y-Switch Assembly
13.	11-190514-001	Flat Washer
14.	11-195016-001	Lockwasher (3/8)
15.	11-001348-001	Hex Head Cap Screw (3/8-16 x 1-1/2")
	11-001350-001	Hex Head Socket Cap Screw (3/8-16 x 1-3/4")
16.	11-190014-001	Flat Washer (3/8)
17.	11-170011-001	Hex Nut Nylock (3/8-16)
18.	11-190018-001	Flat Washer (1/2)
19.	12-502156-000	Plate
20.	11-170007-001	Hex Nut Nylock (1/4-20)
21.	12-502166-000	Stop Bracket
22.	11-001183-001	Hex Head Socket Cap Screw (1/4-20 x 7/8")
23.	11-230003-001	X Washer (3/16)
24.	12-502192-000	N.A. Y-Switch
25.	11-001950-001	Hex Head Socket Cap Screw (3/8-16 x 1-1/2")
26.	12-502194-000	Spring Washer
27.	12-502199-000	Clutch Plate Assembly
28.	12-502195-000	Thrust Bearing
29.	10-190019-000	Nylatron Washer
30.	11-483017-000	Needle Roller Bearing (11/16 I.D. X 7/8 O.D.)
31.	10-386239-000	Spacer
32.	12-502196-000	Pivot Shaft
33.	11-345264-001	N.A. Roll Pin (5/32 x 1-1/4")
34.	11-345263-001	N.A. Roll Pin (5/32 x 1-1/8")
35.	11-530024-000	External Retaining Ring (.640 I.D.)
36.	N.A.	Headed Spirol Pin
37.	12-502187-000	Torsion Spring
38.	12-150130-005	Spring Wheel
39.	11-001267-001	Hex Head Socket Cap Screw (5/16-18 x 1-3/8")
40.	12-502183-000	Rear Stop
41.	12-350167-000	Nut Retainer
42.	11-170009-001	Hex Nut Nylock (5/16-18)

N.A. = No Longer Available

Center Ball Return Y-Switch



Center Ball Return Y Switch

Index

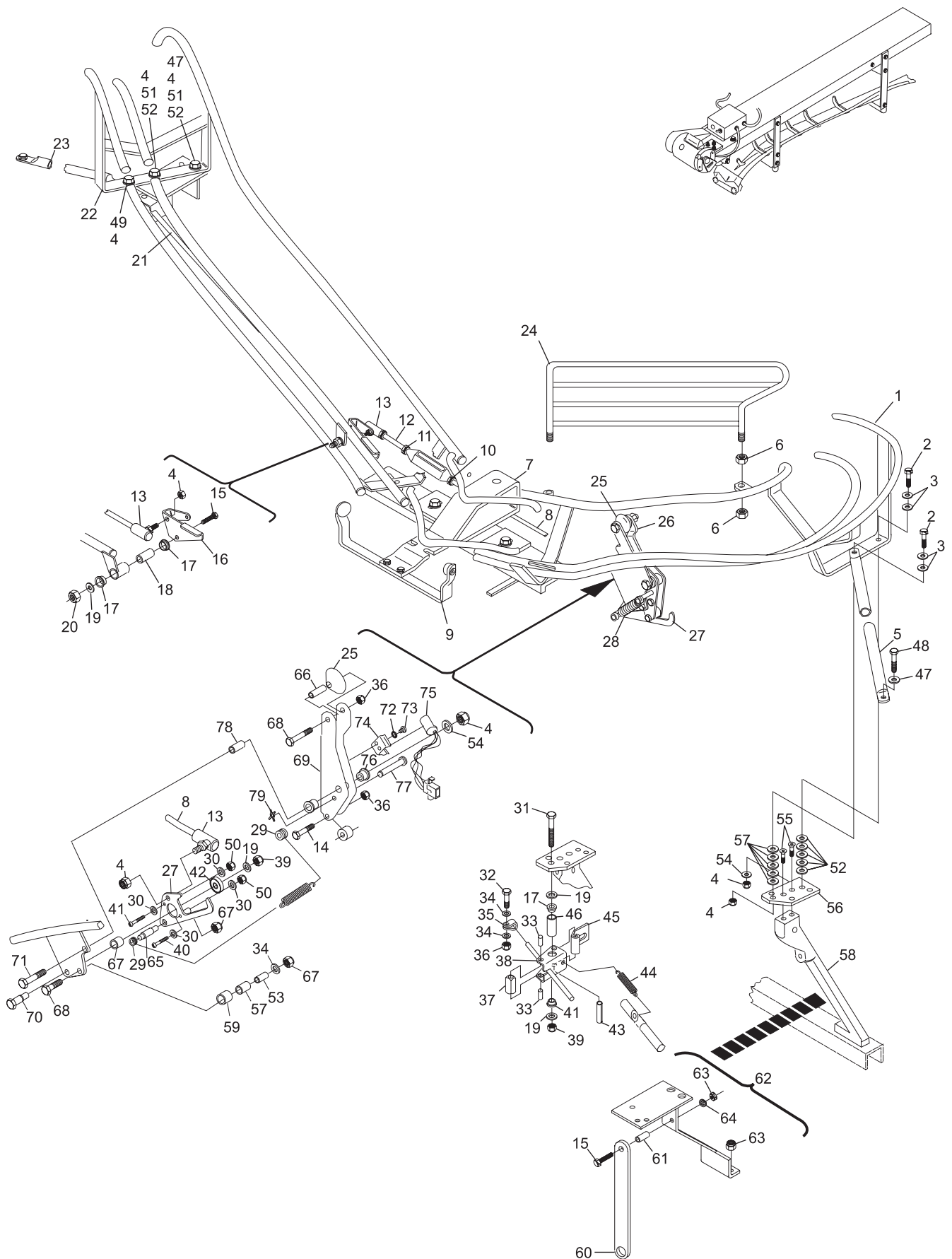
No.	Part No.	Description
1.	12-502105-000	Ball Track Assembly (Curved)
2.	11-001355-001	Hex Head Cap Screw (3/8-16 x 2-3/4")
3.	11-190522-001	Flat Washer
4.	11-170011-001	Hex Nut Nylock (3/8-16)
5.	12-502140-000	R.H. Track Brace
6.	11-125104-001	Hex Nut (3/8-16)
7.	12-502100-000	Switch Track Assembly
8.	12-502132-000	Rod
9.	12-502131-000	Y-Switch Stop Bar
10.	11-125253-001	Hex Jam Nut (5/16-24)
11.	11-599001-000	Turnbuckle R.H./L.H. (5/16-24 x 5-1/4)
12.	12-502143-000	Rod
13.	10-690001-000	Ball Joint Assembly
14.	11-001186-001	Hex Head Cap Screw (1/4-20 x 1-1/4")
15.	11-001272-001	Hex Head Cap Screw (5/16-18 x 2")
16.	12-502133-000	Ball Trip
17.	11-421110-000	Flanged Oilite Bearing
18.	10-386077-000	Spacer (5/16 x 1-9/32)
19.	11-190012-001	Flat Washer - SAE (5/16)
20.	11-170009-001	Hex Nut Nylock (5/16-18)
21.	12-502142-000	Trip Rod
22.	12-502115-000	Ball Track Assembly
23.	12-502139-000	L.H. Track Brace
24.	12-502162-000	Fence Assembly
25.	34-082132-000	Rubber Roller Assembly
26.	12-503138-000	N.A. Ball Stop Bracket
27.	12-502136-000	Hook
28.	12-502167-000	Tension Spring
29.	10-376001-000	Spring Wheel
30.	12-502145-000	Washer
31.	11-001276-001	Hex Head Cap Screw (5/16-18 x 3")
32.	11-001185-001	Hex Head Cap Screw (1/4-20 x 1-1/8")
33.	11-345408-001	Roll Pin (1/4 x 3/4")
34.	11-190010-001	Flat Washer (1/4)
35.	12-502153-000	Stop
36.	11-170007-000	N.A. Locknut (1/4-20)
37.	12-502151-000	Block
38.	12-502150-000	Pivot Bracket
39.	11-170009-001	Lock Nut
40.	10-390001-000	N.A. Ball Joint Assembly

Index

No.	Part No.	Description
41.	11-107068-001	Machine Screw - R. Hd. (8-32 x 3/4")
42.	11-430037-001	Ball Bearing
43.	11-345520-000	Roll Pin (3/8 x 2")
44.	12-502114-000	Tension Spring
45.	12-502152-000	Bracket
46.	10-386091-000	Spacer
47.	11-191014-001	Flat Washer (3/8)
48.	11-001342-001	Hex Head Cap Screw (3/8-16 x 3/4")
49.	11-001344-001	Hex Head Cap Screw (3/8-16 x 1")
50.	11-170004-000	N.A. Locknut
	11-170004-001	R.O. Hex Nut Nylock (8-32)
51.	11-001355-001	Hex Head Cap Screw (3/8-16 x 2-3/4")
52.	11-190522-001	Washer (13/32)
53.	10-386078-000	Spacer (1/4 x 7/8")
54.	11-191014-001	Washer (3/8)
55.	11-008189-001	Cap Screw - F. Hd. Soc.
56.	12-402436-000	N.A. Ball Track Mounting Plate
57.	12-252091-000	N.A. Bearing
58.	N.A.	Support
	12-862180-000	R.O. Support Arm Assembly
59.	12-252090-000	Bumper
60.	12-402425-000	Support Brace
61.	11-387264-002	Rolled Spacer (5/16 x 1")
62.	12-862180-000	Support Arm Assembly
63.	11-125102-001	Hex Nut (5/16-18)
64.	11-195015-001	Lockwasher (5/16)
65.	12-502137-000	Spring Post
66.	10-386080-000	Spacer
67.	10-386082-000	Spacer (13/32 x 5/16)
68.	11-001190-001	Hex Head Cap Screw (1/4-20 x 1-3/4")
69.	12-502138-000	Ball Stop Bracket
70.	10-435501-000	Hex Shoulder Screw - 25/64 X 7/8
71.	11-001350-001	Hex Head Cap Screw (3/8-16 x 1-3/4")
72.	11-195006-001	Lockwasher (#6)
73.	11-013020-001	Pan Head Slotted Machine Screw (6-32 x 1/4")
74.	53-100248-000	N.A. Clip
75.	53-100247-000	Mercury Switch Assembly
76.	11-421111-000	Flanged Oilite Bearing
77.	12-150158-017	X-Washer Pin
78.	10-386076-000	Spacer (3/8 x 1-1/32")
79.	11-230001-001	X Washer (1/8)

N.A. = No Longer Available
R.O. = Replacement Option

Center Ball Return



Center Ball Return

Intentionally Blank Page

Section M

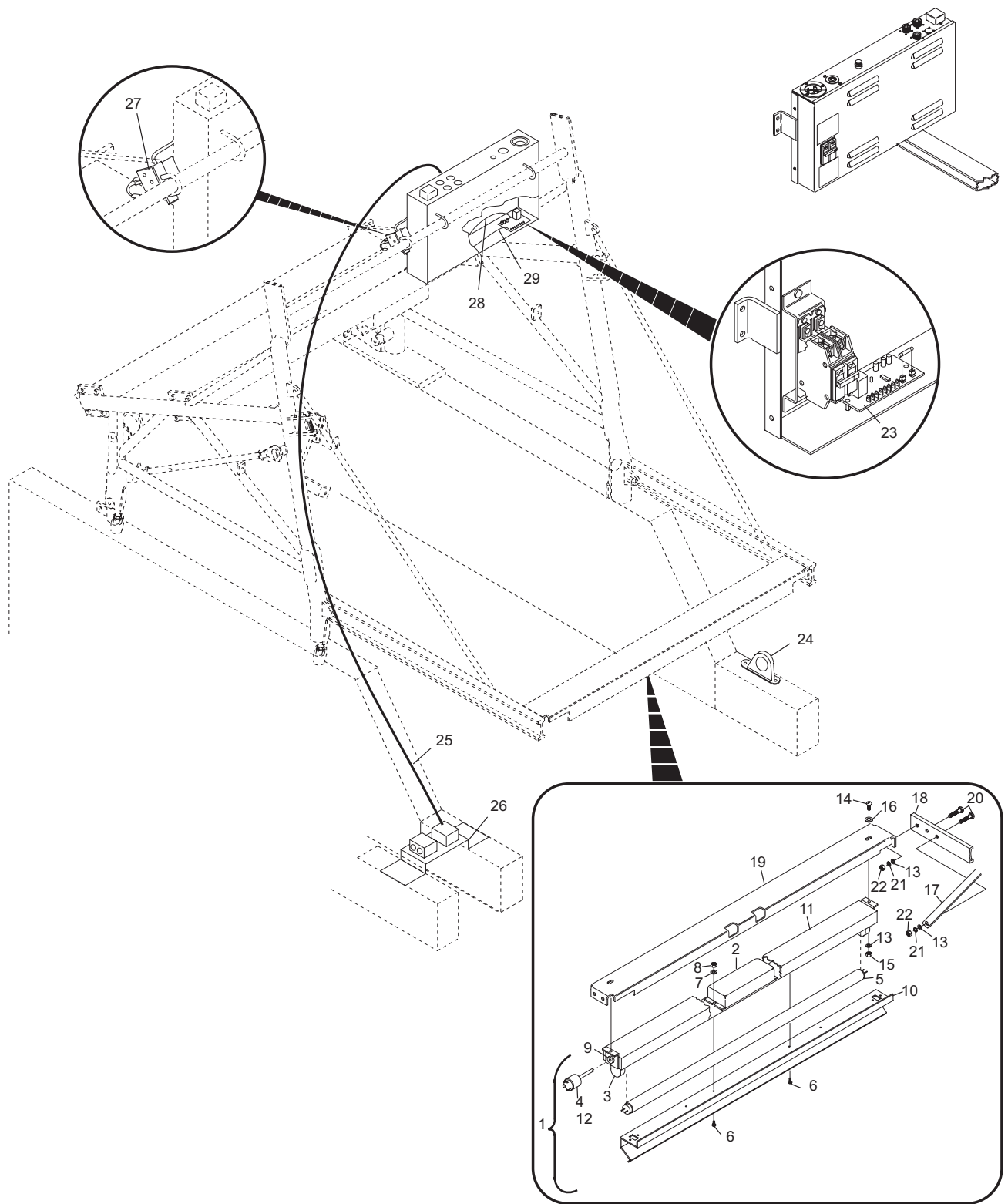
ELECTRICAL

Index

No.	Part No.		Description
1.	N.A.		Pin Light Fixture Assembly
	12-862920-000	R.O.	A-2 Dual Lamp Assembly
2.	12-750994-000		Ballast (115 Volt)
3.	N.A.		Lamp Holder
4.	12-750983-000		Cord Assembly
5.	12-750992-000		40 Watt Pin Lamp (48" T-12)
6.	11-012563-001		Pan Head Socket Cap Screw & External Lock-washer
7.	11-190004-001		Flat Washer (#8)
8.	11-125003-001		Hex Nut (#8-32)
9.	11-611011-000		Large Strain Relief Bushing
10.	12-750986-000		Pin Light Reflector
11.	12-750985-000		Channel Assembly
12.	N.A.		Twist Lock Cap
13.	11-195014-001		Lockwasher (1/4)
14.	11-107148-001	N.A.	Machine Screw-R.H. (1/4-20 x 3/4")
15.	11-125007-001		Hex Nut (1/4-20)
16.	11-190010-001		Flat Washer (1/4)
17.	12-750255-000		Link
18.	12-750798-000		Brace
19.	12-750799-000	N.A.	Pin Light Support
20.	11-001346-001		Hex Head Cap Screw (3/8-16 x 1-1/4")
21.	11-195016-001		Lockwasher (3/8)
22.	11-125104-001		Hex Nut (3/8-16)
23.	12-862918-400	N.A.	Universal Trigger PC Board Assembly
	57-860507-000	R.O.	Reflector and Hardware Pkg.
24.	17-600702-000		Dual Reflector Assembly
25.	12-752402-000		Ball Detect Cable Assembly
26.	N.A.		Ball Detect Assembly
	57-214904-000		Photo Cell & Cable Assembly
27.	12-752396-000		Rake Down Switch
28.	12-752403-000	N.A.	Scorer Wire Harness Assembly
29.	12-752401-000		Safety Lockout Harness

N.A. = No Longer Available

R.O. = Replacement Option

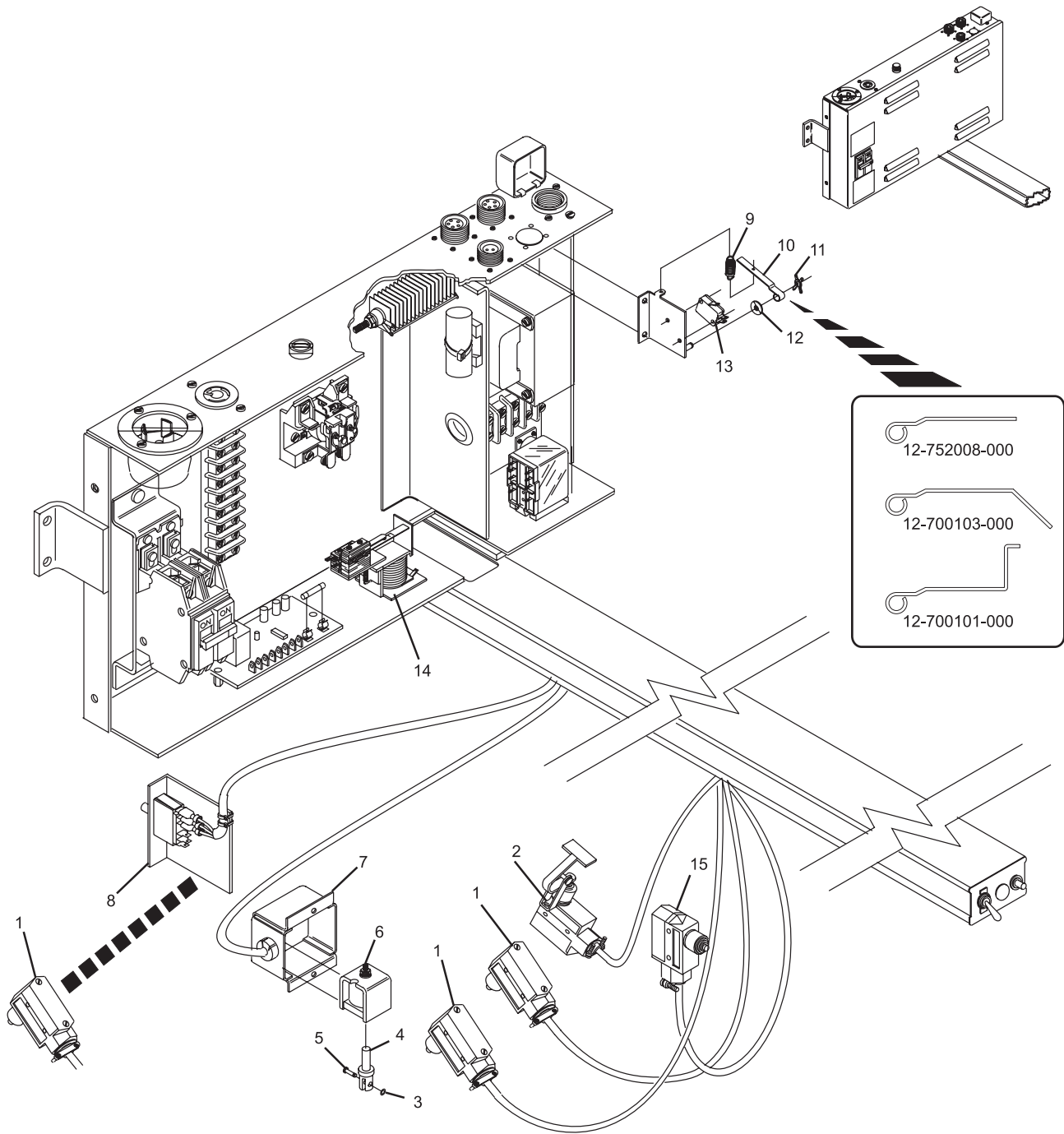


Electrical Assembly

Index

No.	Part No.	Description
1.	12-860563-000	Microswitch Assembly
	11-615052-000	Micro Switch
2.	12-860205-000	Switch Assembly
	11-615053-000	Micro Switch
3.	11-625538-000	O-Ring
4.	10-688003-003	Solenoid Plunger
5.	10-229451-000	O-Ring Pin
6.	*10-688003-000	Solenoid, Guardian Type, 208-230V, 60HZ
	10-688009-000	Solenoid (115V)
7.	12-102020-000	Cover
8.	11-674995-000	Push Button Switch
9.	12-752005-000	Spring
10.	12-752008-000	Lever
	12-700103-000	Lever
	12-700101-000	Lever
11.	11-230001-001	X-Washer (1/8)
12.	11-190010-001	Flat Washer (1/4)
13.	11-616013-000	Switch (#V3-101-D8)
14.	12-862827-000	Motor Start Relay (3 pole)
	12-862829-000	Motor Start Relay (2 pole)
	12-860206-000	Switch Shipping Assembly

N.A.=No Longer Available



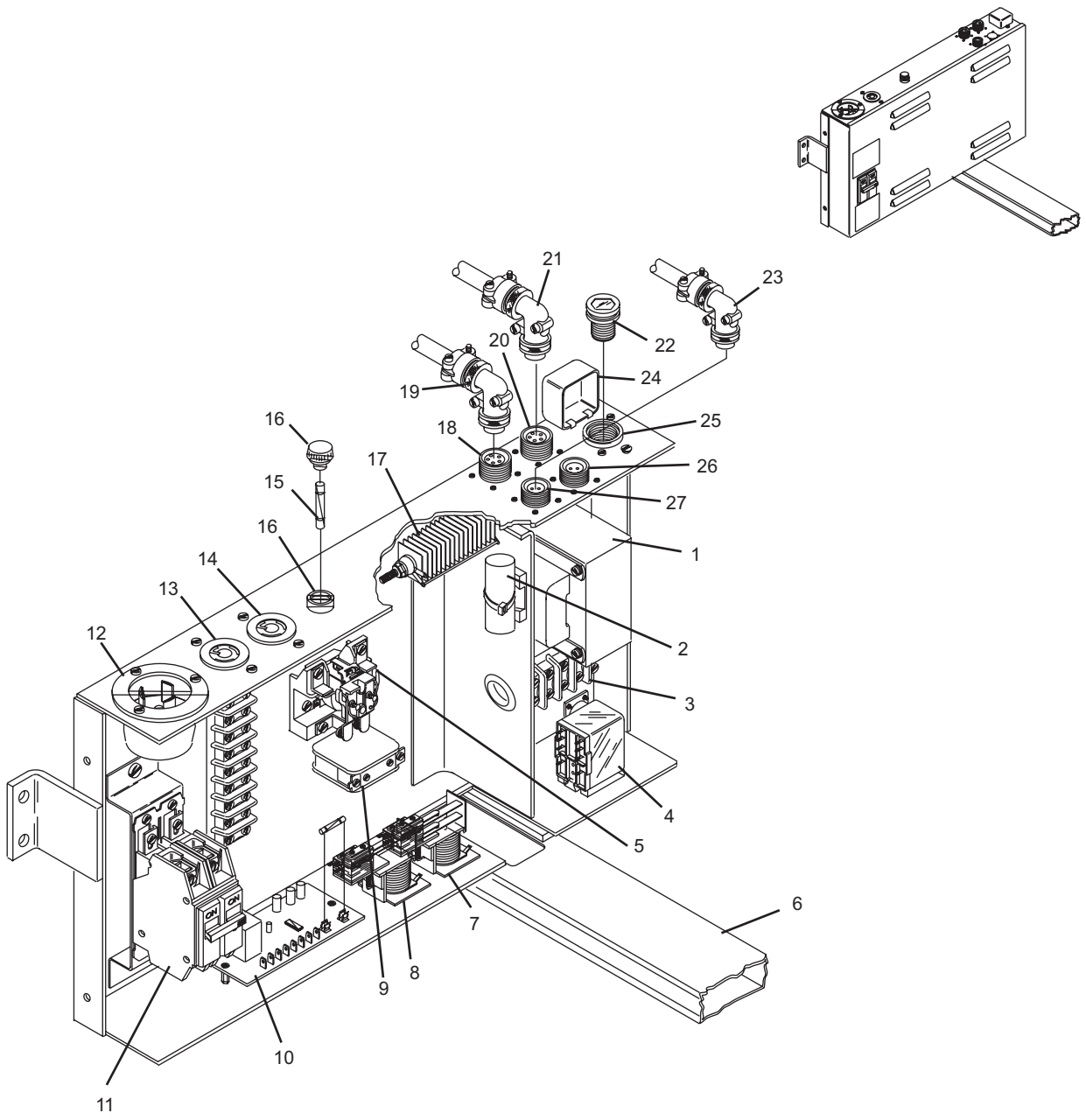
Electrical Control Box (A-2)

Index

No.	Part No.	Description
1.	12-862164-000	Transformer
	12-862164-000	R.O. Transformer (for A/A-2 Pinsetters)
	11-696107-000	Capacitor (.50 UF)
2.	10-700202-000	Terminal Strip
3.	11-672518-000	Relay
4.	11-672518-000	Motor Contactor
5.	12-860621-000	N.A. Contractor - Relay Kit
	12-860335-000	R.O. Contactor Motor Overload Relay Kit Pkg.
	N.A.	Electrical Box, complete
6.	12-862827-000	Motor Start Relay (3 pole)
7.	12-862829-000	Motor Start Relay (2 pole)
	12-862828-000	Recycle Relay
8.	10-679151-000	N.A. Motor Overload Relay
	12/860334-000	R.O. Motor Overload Relay Pkg.
9.	10-679157-000	Heater - 4.65 amp
	10-679158-000	Heater - 5.13 amp
	10-679159-000	Heater - 5.69 amp
	10-679160-000	Heater - 6.32 amp
	10-679161-000	Heater - 6.99 amp
	10-679163-000	Heater - 8.37 amp
	10-679164-000	Heater - 9.13 amp
	10-679165-000	Heater - 9.96 amp
	10-679166-000	Heater - 10.8 amp
	10-679167-000	Heater - 11.7 amp
	10-679168-000	Heater - 12.9 amp
	10-679169-000	Heater - 14.1 amp
	10-679170-000	Heater - 15.4 amp
	10-679171-000	Heater - 16.9 amp
	12-750173-000	N.A. Heater Element
	N.A.	Overload Heater Element (Allen Bradley #N33) 12.9 amp, 115 volt
	N.A.	Overload Heater Element (Federal Pacific) 12.6 amp, 115 volt
	N.A.	Overload Heater Element (Allen Bradley #N26) 6.37 amp, 208 volt
	N.A.	Overload Heater Element (Allen Bradley #N26) 7.01 amp, 208 volt
	N.A.	Overload Heater Element (Federal Pacific) 7.1 amp, 230 volt
	N.A.	Overload Heater Element (Allen Bradley #N25) 5.8 amp, 220 volt
	N.A.	Overload Heater Element (Federal Pacific) 6.3 amp, 208 volt
	N.A.	Overload Heater Element (Federal Pacific) 14.2 amp, 115 volt
	N.A.	Overload Heater Element (Federal Pacific) 8.0 amp, 230 volt
10.	12-862890-000	Time Delay Module (Solid State)
11.	12-860627-000	Circuit Breaker & Bracket
	N.A.	Circuit Breaker
	12-860627-000	R.O. Circuit Breaker and Bracket
12.	11-679202-000	Connector Body
	11-679306-000	Twist Lock Receptacle
13.	11-678001-000	Electrical Cap (230 Volt)
14.	11-679303-000	N.A. Twist Lock Receptacle
	11-678001-000	Electrical Cap (230 Volt)
	11-679307-000	N.A. Twist Lock Receptacle - Hubbell 7586
15.	11-684104-000	Fuse (1 amp)
	11-685017-000	Fuse (3 amp)
16.	11-685127-000	Fuse Holder
17.	12-750079-000	Selenium Rectifier
18.	12-750031-000	Box Mounting Receptacle
19.	N.A.	90 degree angle plug
20.	12-750032-000	Box Mounting Receptacle
21.	11-623001-000	90 Degree Angle Plug
22.	12-750180-000	Fustat
23.	11-623005-000	90 Degree Angle Plug
24.	12-750181-000	N.A. Fuse Cover
25.	12-750179-000	Fuse Receptacle
26.	12-750198-000	N.A. Signal System Receptacle
27.	12-750033-000	Box Mounting Receptacle

N.A. = No Longer Available
R.O. = Replacement Option

Electrical Control Box



Electrical Control Box

Intentionally Blank Page

Section N

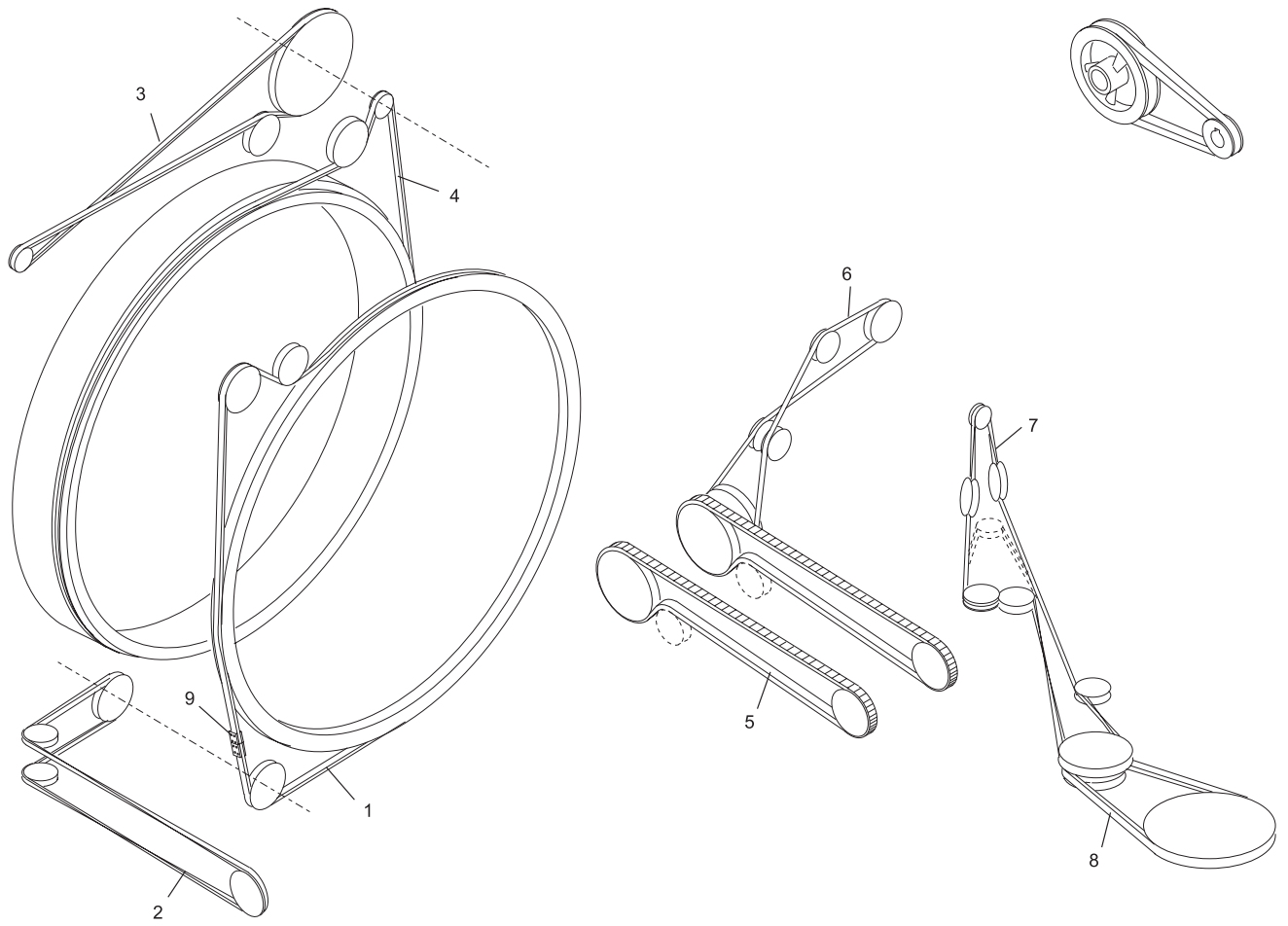
BELTS

Index

No.	Part No.	Description
1.	12-400227-000	Ball Wheel V-Belt - Endless (EL 208")
	*12-400279-000	Ballwheel V-Belt - Spliced (EL 208.5")
2.	12-300082-003	Pit Conveyor V-Belt (EL 73")
3.	12-400034-004	Cross Drove V-Belt (EL 122")
4.	12-400034-005	Pin Wheel V-Belt (EL 198")
5.	12-450037-000	Cross Conveyor Belt
6.	10-635309-000	Cross Conveyor Belt (for machines equipped w/ V-belt idler pulley) (EL 82")
	12-400034-007	Cross Conveyor Drive Belt, for machines equipped w/ round belt idler pullys
7.	12-400314-000	Turret Drive V-Belt, Long (for machines equipped with Bevel Gear Drive) (EL 115")
	12-400223-000	Turret Drive V-Belt - Long (EL 137")
8.	12-150113-000	Short Turret Drive Belt - Cast cam and offset pulley (EL 49.5")
	12-150113-600	Short Turret Drive Belt, Stamped Indexing Cam (50")
9.	*12-400279-003	V-Belt Fastener (Pkg. Of 10) See Note

* These tools are available to aid in assembling belt fasteners:
12-800502-000 Holder 12-800503-000 Rocker Pin Tool 12-400180-000
V-Belt Fastener (Box of 10)

Pinsetter Belts



Pinsetter Belts

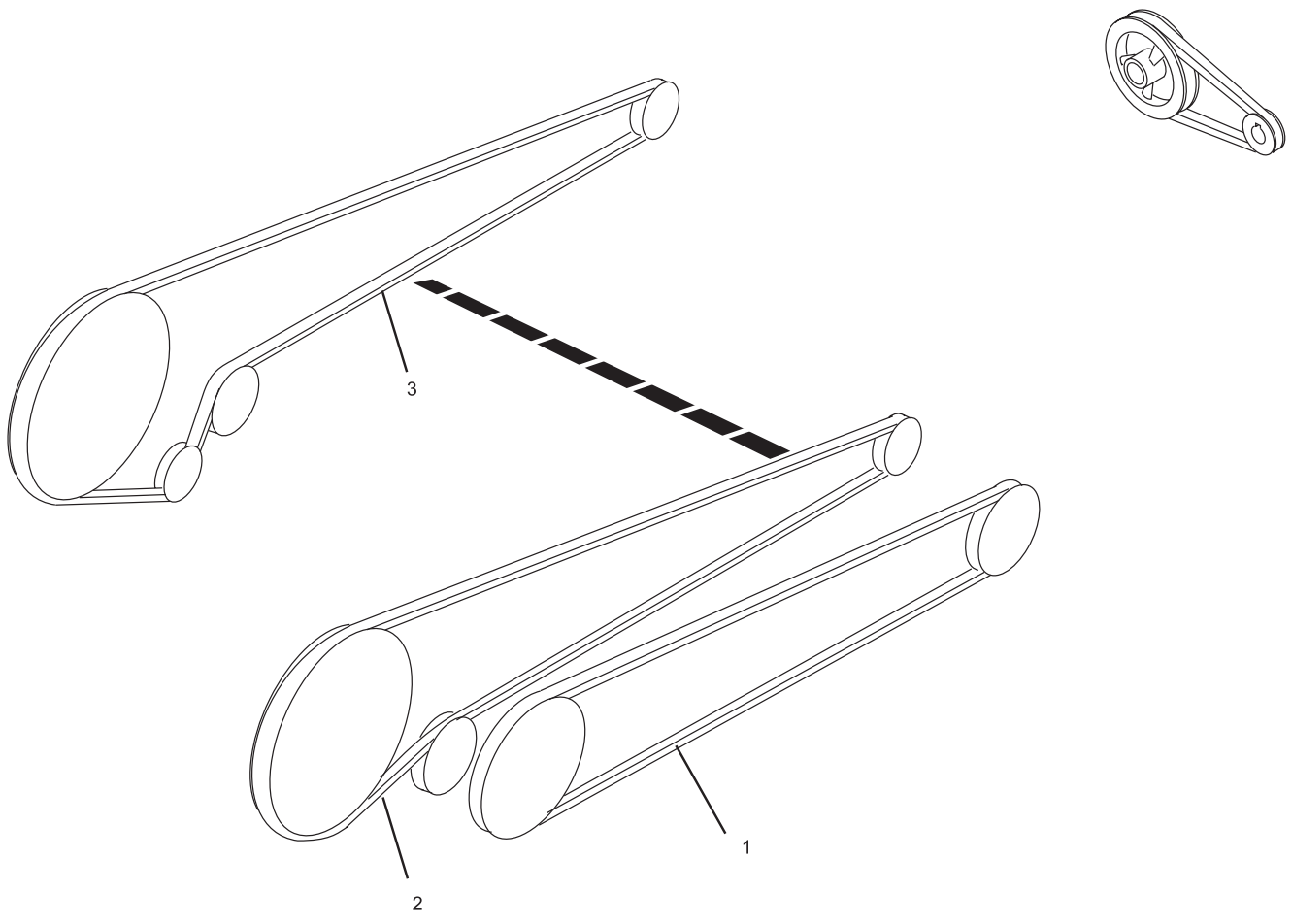
Index

No.	Part No.	Description
1.	12-400329-000	V-Belt (Motor to Gear Box) - 60 cycle A Machines, Jet Back equipped (79")
	10-635323-000	V-Belt (Motor to Gear Box) - 60 cycle A machines standard (77.5")
	12-400034-002	Motor to Gear Box Belt - for A machine 60 cycle (77.1")
	10-635321-000	V-Belt (Motor to Gear Box) - 27:1 Worm & Worm Gear A, Jet Back (75")
	10-635326-000	V-Belt (Motor to Gear Box) - 50 cycle A-2 Machines (69.5")
	10-635305-000	V-Belt (Motor to Gear Box) - 50 cycle A-2 machines export (EL 69")
	10-635304-000	V-Belt (Motor to Gear Box) - 60 cycle A-2 machines, new or converted (EL 67")
	10-635320-000	V-Belt (Motor to Gear Box) - 27:1 Worm & Worm Gear A-2 (EL 60")
2.	10-635328-000	V-Belt (Motor to Elevator Belt) (EL 108.6")
	12-400034-003	Motor to Elevator Belt - 60 cycle A machines, Jet Back equipped (EL 107.1")
	10-635327-000	V-Belt (Motor to Elevator) - 60 cycle A, Jet Back Machines (EL 105.6")
	10-635330-000	V-Belt (Motor to Elevator) - 60 cycle A-2 machines (EL 93.8")
	10-635306-000	V-Belt (Motor to Elevator) - 50 cycle A-2 machines export (EL 93.3")
	10-635303-000	V-Belt (Motor to Elevator) - 60 cycle A-2 machines, new or converted (EL 92.3)
	10-635329-000	V-Belt (Motor to Elevator) - 60 cycle A-2 machines (EL 90.8")
3.	*10-635315-000	V-Belt (Motor to Elevator) (EL 98")

N.A. = No Longer Available

* To be used on A-2 machines with 12-502410-000 Pulley, without Scoth Yoke, and with Elevator Belt Tension Device.

Motor to Gear Box/Elevator Pinsetter Beltsy



**Motor to Gear Box/Elevator
Pinsetter Belts**

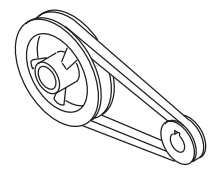
Index

No.	Part No.	Description
1.	10-635128-000	Flat Belt, Ball Lift (EL 91")
	24-200947-000	Flat Drive Belt (EL 88")
	53-520148-002	Poly V-Belt (EL 73")
	53-520235-600	Poly V-Belt (high friction)
2.	10-635112-000	Flat Belt, use with 2-23/32" motor pulley (EL 32.5")
	10-635113-000	Flat Belt, use with 1-11/16" motor pulley (EL 31")
	10-635114-000	Flat Belt, use with 3-17/64" motor pulley
	10-635118-000	Flat Belt, use with 2-1/32" motor pulley (EL 31.5")
	10-635124-000	Flat Belt, use with 1-1/2" motor pulley (EL 30.5")
	10-635125-000	Flat Belt, use with 1-13/16" motor pulley
3.	10-635126-000	Accelerator Belt
	10-635126-600	Accelerator Belt - Special
4.	10-635307-000	V-Belt Ball Booster (See Note 1)
	10-635308-000	V-Belt Ball Booster, for 8" pulley (EL 34") (See Note 2)
	10-635314-000	V-Belt Ball Booster, for 9" pulley (EL 35") (See Note 3)

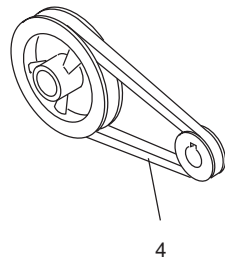
NOTE 1: Used on 5-1/2" machines and Jet Back equipment with 8" (10-570701-000) sheave.

NOTE 2: Used with 2.7" O.D. (10-510703-000) Sheave and 8" O.D. (10-510701-000)

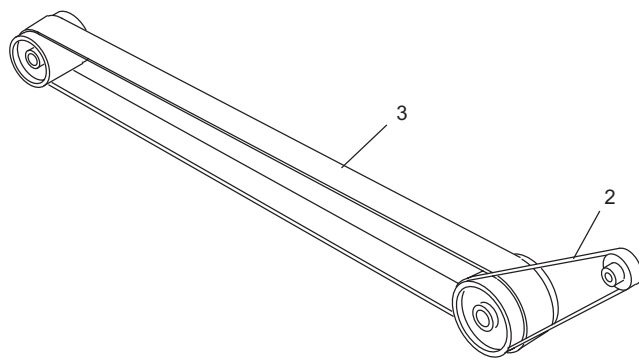
NOTE 3: Used on Jet Back equipped machines with 2.3" Sheaves (10-510702) and 9" Sheaves (10-510704-000).



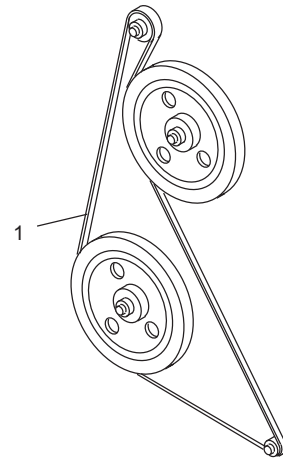
BALL BOOSTER



ACCELERATOR



POWER LIFT



**Ball Return/
Ball Lift Belts**

Intentionally Blank Page

Section P

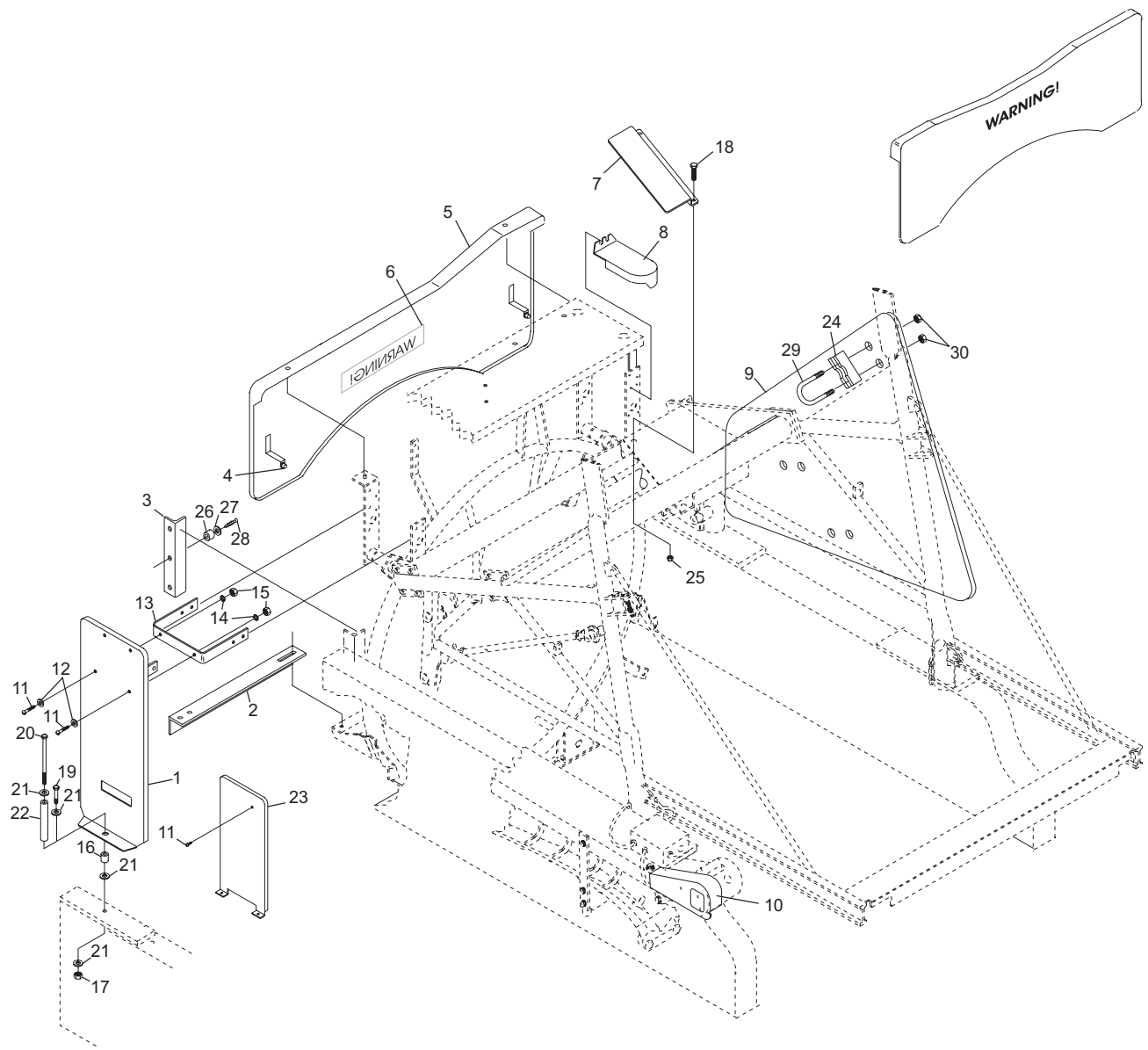
GUARDS

Index

No.	Part No.	Description
1.	12-752523-000	Small Guard
2.	12-400216-000	Ball Wheel Guard Assembly
	12-402039-000	Step Bar
	12-862155-000	N.A. Step Bar & Hardware
3.	12-400249-000	N.A. Pinch Guard
4.	12-400136-000	Plug
5.	12-400046-000	Rear Guard Assembly
6.	12-700206-000	Warning Label
7.	12-750567-000	N.A. Foot Guard
8.	12-400324-000	Shield Assembly
9.	12-750997-000	N.A. Foot Guard Extrusion
	12-860200-000	N.A. Foot Guard Pkg.
10.	12-502338-000	Belt Shield
11.	11-017287-001	Round Head Cap Screw w/Washer
12.	11-190010-001	Flat Washer (1/4)
13.	12-700804-000	U-Bracket
14.	11-195014-001	Lockwasher (1/4)
15.	N.A.	Hex Nut
16.	12-400018-006	Spacer
17.	11-125108-001	Hex Nut (1/2-13)
18.	11-001344-001	Hex Head Cap Screw (3/8-16 x 1")
19.	11-001517-001	Hex Head Socket Cap Screw (1/2-13 x 3-1/4")
20.	11-001531-001	Hex Head Socket Cap Screw (1/2-13 x 10-1/2")
21.	11-190521-001	Flat Washer
22.	12-400018-024	Spacer
23.	12-750523-000	Small Guard Assembly
24.	12-750999-000	Bracket
25.	11-170011-001	Hex Nut Nylock (3/8-16)
26.	N.A.	Spacer
27.	11-190006-001	Flat Washer - SAE (#10)
28.	11-042095-001	N.A. Round Head Slotted Wood Screw (#10 x 1")
29.	12-750998-000	U-Bolt
30.	11-170009-001	Hex Nut Nylock (5/16-18)

N.A. = No Longer Available

Pinsetter Guards



Pinsetter Guards

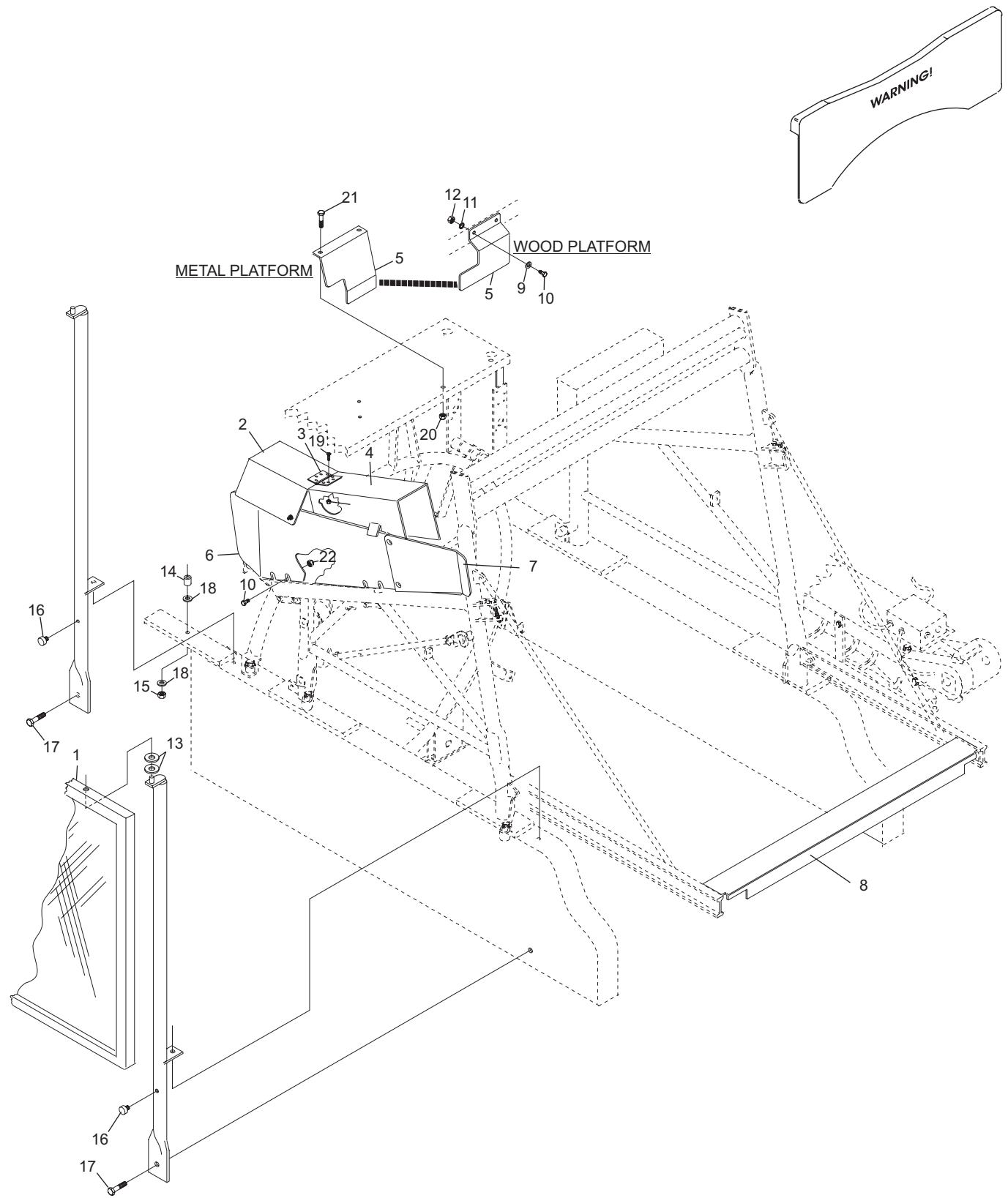
Index

No.	Part No.	Description
1.	12-700822-000	Large Guard Assembly
2.	*12-750570-000	N.A. Rear Rake Crank Guard
3.	*12-750575-000	N.A. Hinge
4.	*12-750571-000	N.A. Rake Crank Guard
5.	*12-402074-000	N.A. Motor Pulley Guard
	*12-752574-000	N.A. Motor Pulley Guard
6.	12-350116-000	R.H. Foot Guard
	12-350517-000	L.H. Foot Guard
7.	*12-750579-000	N.A. Foot Guard Extension
8.	12-750799-000	N.A. Pin Light support
9.	11-190010-001	Flat Washer (1/4)
10.	11-001180-001	Hex Head Cap Screw (1/4 x 5/8")
11.	11-195014-001	Lockwasher (1/4)
12.	11-125100-001	Hex Nut (1/4-20)
13.	12-750526-000	N.A. Support
14.	12-400018-006	Spacer (for factory built A-2 pinsetters)
	N.A.	Spacer (for field converted pinsetters)
15.	11-125108-001	Hex Nut (1/2-13)
16.	11-650002-000	Bumper
17.	11-070062-001	N.A. Lag Screw (3/8-7 x 1-1/2")
18.	11-190521-001	Flat Washer
19.	11-007180-001	Flat Head Socket Cap Screw (1/4-20 x 5/8")
20.	11-170007-001	Hex Nut Nylock (1/4-20)
21.	11-072021-001	N.A. Step Bolt

N.A. = No Longer Available

* Part not available individually. May order Guard Pkg. (12-802013-000) as a replacement option (Includes all asterisked parts).

Pinsetter Guards



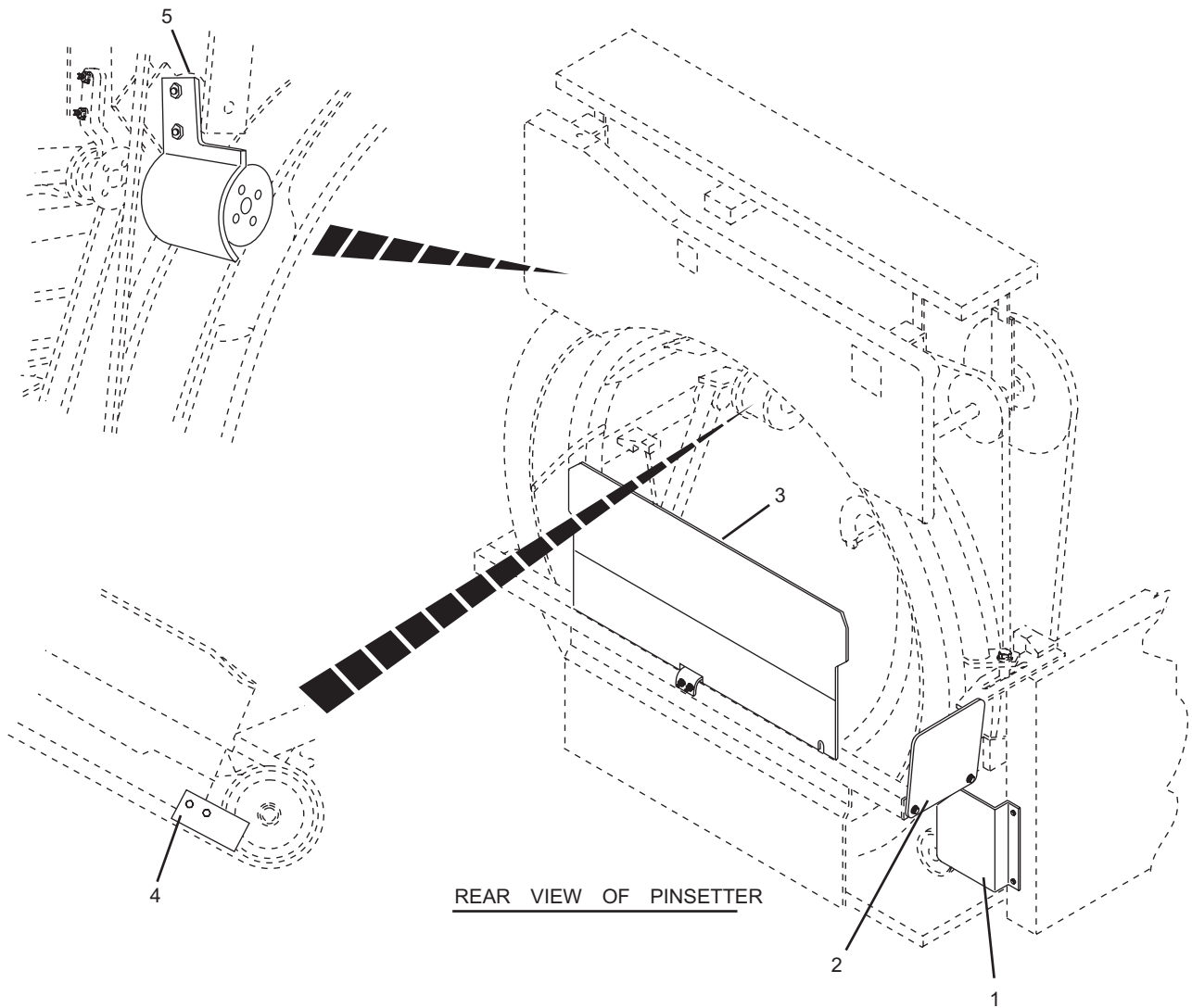
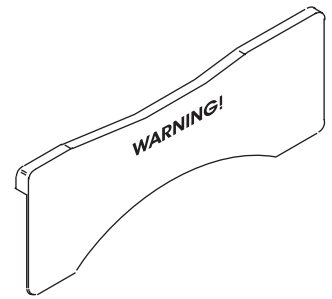
Pinsetter Guards

Index

No.	Part No.		Description
1.	12-302003-000		Pit Conveyor Drive Guard
2.	12-402155-000	S.O.	Pin Wheel Guard
3.	12-402405-000		Rear Pin Deflector
4.	12-450081-000		Cross Conveyor Belt Guard
5.	12-402156-000	S.O.	Pin Wheel Guide Guard

S.O. = Special Order

Pinsetter Guards



REAR VIEW OF PINSETTER

Pinsetter Guards

Intentionally Blank Page