

**QUALITY**  
BOWLING PRODUCTS

**2015-2016 CATALOG**



### Urethane Chutes


With coefficients of friction lower than any other urethane deck chute on the market, you may just forget what a pin jam is. These chutes exhibit the long life of urethane so they will also outlast any other deck chute on the market. The multi position deck chute has 6 mounting hole locations for different installation preferences. See page 18 for more information.

Part No.	Description
90-2802U	#1
90-2803U	#7 & #10
90-2820U	#2, #3, #4, #6, #8 & #9
90-2837U	#5

### 12-8620

#### Fiberglass Pit Board Only

This heavy-duty, extremely durable, light-weight fiberglass pit board is designed not only to last much longer than wood pit boards, but it is also designed to minimize the wear and tear on pit frame components. See page 29 for more information.



### 12-4049R

#### Gum Rod Cover

This oil resistant lift rod cover uses a special formula that will not be attacked by conventional lane oils thus providing longer life. See page 36 for more information.

**NEW!**

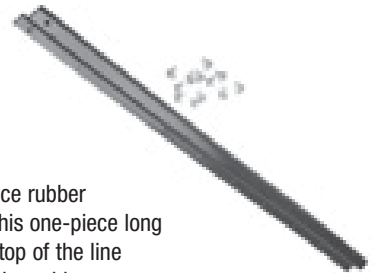
### 58-4150 Cork/Rubber Ball Wheel Kicker Strip

A special blend of cork and rubber for increased durability improving ball wheel traction and reducing ball calls. With a premium 3M adhesive backing. No waiting. No more messy contact cement, tape, or cutting down sheets of adhesive material. See page 37 for more information.




### 124-2034 Ball Lift Track

Replace the original two-piece rubber and leather assembly with this one-piece long lasting urethane track. This top of the line product is easy to install and provides excellent ball movement through the power lift. See page 43 for more information.



### 90-5260 Reactive Urethane Foam Ball Lift Tire

The recent coverstock changes and the substantial increase in the amount of lane oil being used created a need for a radically different design. This tire has been designed to address all the extreme conditions. Whether it's taking the impact of a speeding 16 lb. reactive resin ball or lifting an oil soaked 6 lb. plastic ball, this tire is the best tire on the market. See page 43 for more information.



### 27-8651 Cross Conveyor Belt

This is the "cogged top surface" belt supplied as original equipment on American built pinsetters. See page 56 for more information.



There's no substitute for quality people.  
There's no substitute for quality equipment.  
There's no substitute for customer satisfaction.  
There's no substitute for **Quality**.

GEAR BOX . . . . . 2

TURRET . . . . . 14

DECK . . . . . 18

RAKE . . . . . 22

PIT CUSHION . . . . . 25

PIT CONVEYOR . . . . . 28

ELEVATOR . . . . . 32

CROSS CONVEYOR . . . . . 38

BALL RETURN . . . . . 39

PINSETTER ELECTRICAL . . . . . 44

MISCELLANEOUS . . . . . 48

SOFTWARE . . . . . 50

SPECIAL TOOLS . . . . . 51

**BEARINGS** . . . . . 52

**BELTS** . . . . . 53

**HARDWARE** . . . . . 57

**PART # INTERCHANGE**

    Quality to Brunswick . . . . . 90


**PART # INTERCHANGE**

    Brunswick to Quality . . . . . 99

**Designed By Mechanics, For Mechanics.**

When you're looking for performance, durability, and value in equipment parts—there's no substitute for Quality. Quality Bowling Products' experience and continuous dedication to improving the integrity and value of every part means you'll get exactly what you need every time, without compromise.

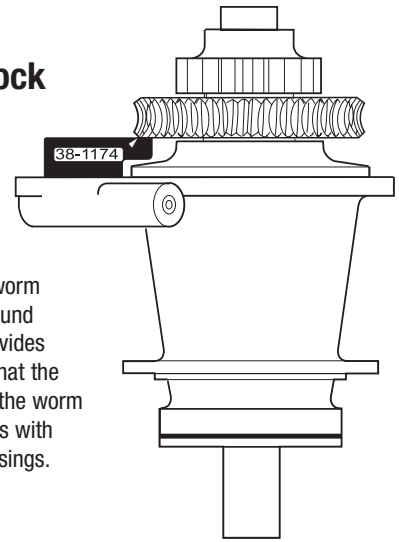
**12-8660**  
**Worm Shaft Rebuild Kit**  
**(with Regular Worm Shaft)**



Everything needed to properly rebuild the entire worm shaft and gear box clutch assembly at a specially discounted package price.

- Kit Includes:** Worm Shaft Assembly 12-8172  
 Clutch Drive Disc 12-8613  
 H.D. Clutch Pulley & Bearing Assembly 12-8634  
 Clutch Shoes 12-1046  
 Clutch Disc 12-8626  
 Pins, snap rings, seals & hardware as shown

**38-1174**  
**Worm Wheel Gage Block**




Easy-to-use tool simplifies 4 to 1 worm wheel shimming. The precision ground and hardened steel gage block provides a reliable method of making sure that the worm wheel is aligned properly to the worm shaft when changing 4 to 1s. Works with both early and late style crank housings. Instructions included.


**12-1174**  
**4 to 1 Worm Wheel**

Replaces **12-100174-002**

The heart of the gear box. The worm well is made with the toughest bronze alloy available, molded to a super strong cast iron hub, cast into the basic gear and then precision machined to extremely tight tolerances.



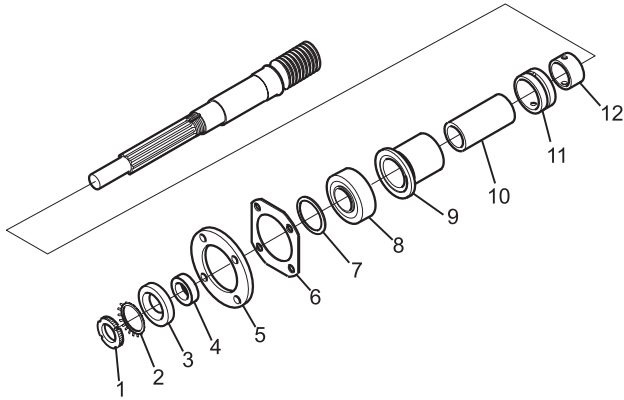
**12-8171**  
**Worm Shaft**  
 Replaces **12-860171**



Preliminary machining of hi-grade 4620 alloy steel blanks is followed by sophisticated gear cutting, precision grinding, heat treating and threading operations. **No efforts are spared in producing a shaft that, many mechanics believe, is the standard of the industry.** Includes the special nuts and tabbed washer for protection and added value.

**Splines modified to provide proper fit with all brands of clutch discs**

## Worm Shaft Sub-Assembly Parts




Key	Part No.	Description	Replaces	Qty.
	<b>12-8603</b>	Oil Seal Kit (includes 1 ea. 1,2,3,4,6, & 2 ea. shim gaskets)	12-860603	Kit
1	<b>8-101</b>	Special Nut	11-160005-1	1
2	<b>8-102</b>	Special Lockwasher	11-231005-1	5
3	<b>8-103</b>	Oil Seal	11-625000	1
4	<b>8-104</b>	Hardened Spacer	12-100185-3	1
5	<b>12-1077</b>	Bearing Retainer	12-100447	1
6	<b>8-105</b>	Rubber Gasket	12-100391	5
7	<b>8-106</b>	Rubber O-Ring	11-625501	10
8	<b>25-025</b>	Bearing	11-432002	1
9	<b>8-107</b>	Spacer Outer	12-100066	1
10	<b>8-108</b>	Spacer Inner	12-100185-2	1
11	<b>25-025</b>	Bearing Outer Race	11-432002	1
12	<b>25-032</b>	Bearing Inner Ring	11-450200	1
not shown	<b>8-192</b>	Shim Gasket .005	12-100381-2	10
	<b>8-193</b>	Shim Gasket .010	12-100381-3	10

## 12-8626

### Clutch Disc

Replaces 12-860626

Given an extra thick clutch face, a large diameter adjustment boss, and an extra hole for the clutch bearing drive pin (in case the original hole becomes worn), the Clutch Disc is an example of superior engineering. The result? An entire clutch assembly that runs smoother and lasts longer.



**SUPERIOR  
DESIGN**

GEAR BOX PARTS

## 12-8172

### Worm Shaft Assembly - Standard Worm Shaft

Pre-assembled with bearings, spacers, washer, special nut, and oil seal kit (12-8603).



## 12-8613

### Clutch Drive Disc


Replaces 12-860613

Fine grain chromium iron casting machined to all of the correct specifications. Includes factory installed **non-asbestos** clutch facings.

## 12-8645

### Facing Kit

Replaces 12-862864-5



## 11-1215

### Heavy Duty Worm Nut

Replaces 11-131516

A solid, one-piece nut and washer machined from tough alloy steel that eliminates wear problems at this clutch adjustment point.



## 12-8634 Clutch Pulley and Bearing Assembly (Heavy-Duty Type)

Replaces 12-860717


### An innovative way to overcome clutch bearing problems

This is a totally redesigned heavy-duty clutch pulley and bearing assembly. It utilizes a much larger replaceable ball bearing (#25-009) than any other unit on the market.

This bearing is the same one that is used on the 1 to 1 main shaft and more than doubles the load bearing capacity of the assembly.

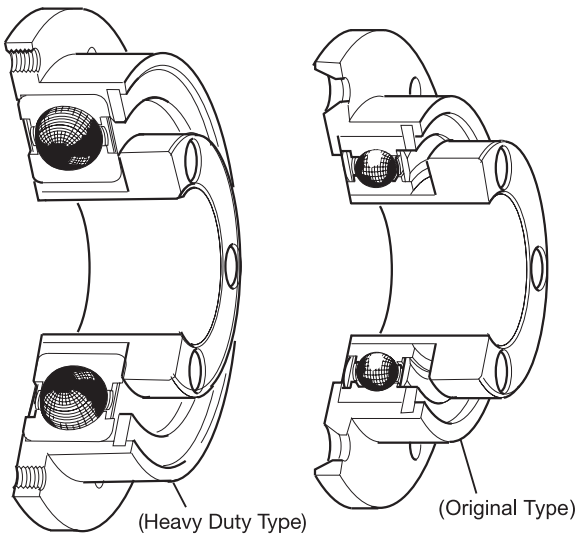
Due to the much larger size of the bearing, the wall thickness of the redesigned bronze bushing has increased by 100% from previous versions.

**All this at very little increase in price over a standard assembly**



#### Spare Parts

12-8634B	Bronze Bushing
12-8634C	Snap Ring
25-009	Bearing



Check out the big difference in bearing construction between the original unit and the heavy duty model.

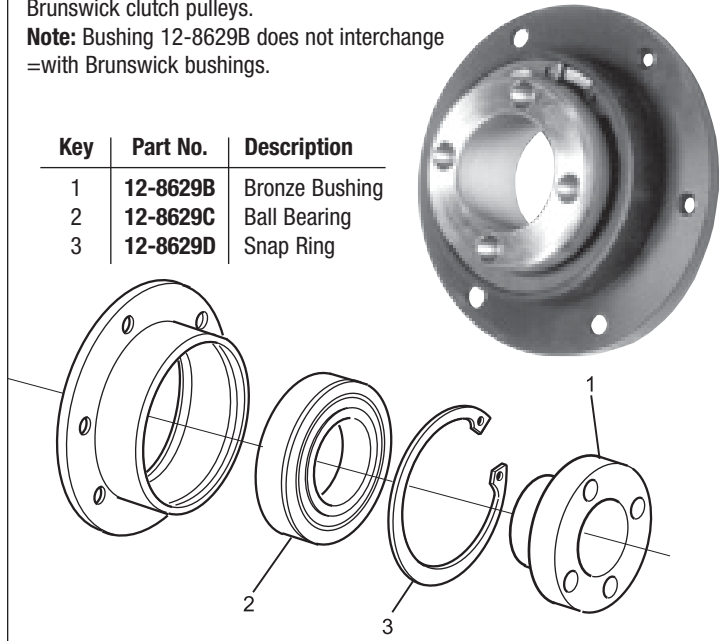
## 12-8629 Clutch Pulley Bearing (Original Type)

Replaces 12-860716

The best direct replacement type bearing for machines. Complete assembly fits the 12-8630 clutch pulley (below) and all existing Brunswick clutch pulleys.

**Note:** Bushing 12-8629B does not interchange =with Brunswick bushings.

Key	Part No.	Description
1	12-8629B	Bronze Bushing
2	12-8629C	Ball Bearing
3	12-8629D	Snap Ring



## 12-8630 Clutch Pulley (Original Type)


Replaces 12-860630

Manufactured using thick steel plates that are welded together to prevent plate separation and rivet failure.

**This pulley will not split apart.**

Assembled using high quality non-asbestos clutch facings.


Pulley will accept either the quality 12-8629 clutch bearing assembly or any Brunswick clutch bearing.



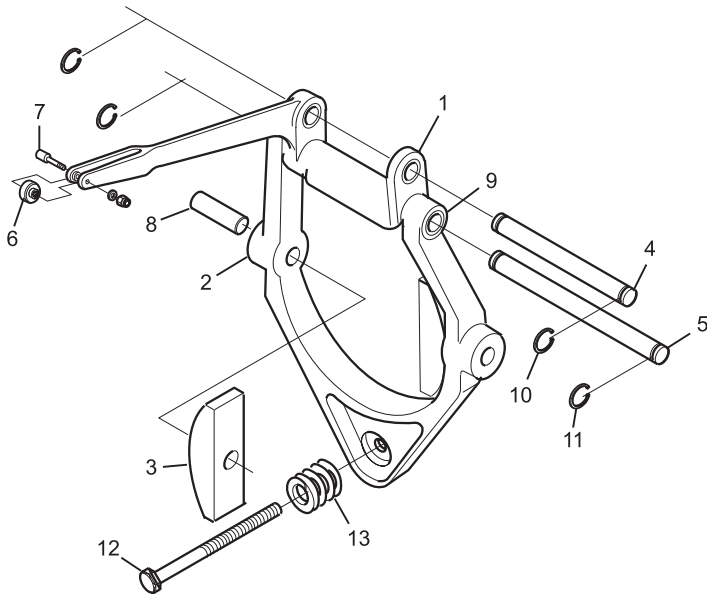
## 12-8631 Clutch Pulley Assembly (Original Type)

Replaces 12-860717

A completely assembled gear box clutch pulley that incorporates the original clutch bearing and clutch pulley.



## Clutch Yoke Sub-Assembly Parts




Key	Part No.	Description	Replaces	Qty.
1	12-1486	Clutch Lever Assembly	12-100486	1
2	12-1370	Yoking Assembly	12-100370	1
3	12-1046	Clutch Shoe - standard	12-100146	1
	12-1047	Clutch Shoe - .030" oversize		1
4	8-110	Clutch Lever Pin	12-100168-2	2
5	8-112	Clutch Yoke Pin	12-100168-3	2
6	8-116	Nylon Roller	Fits Quality #12-1486	5
	25-026	Ball Bearing	11-433000	1
7	8-117	Thread Pin	Fits Quality #12-1486 (Clutch only)	5
	6-045	X-Washer Pin	12-100318-2	5
	8-118	Threaded Pin	12-100487	5
8	8-113	Drive Pin	12-100447	2
9	9-140	Oilite Bearing	11-420008	5
10	4-8120	Snap Ring	11-530017-1	20
11	4-8115	Snap Ring	11-530015	20
12	8-114	4" Adjusting Screw	12-100257	5
	8-115	3" Adjusting Screw	12-102180	5
13	8-303	Compression Spring	12-100091	2

## Clutch Shoes

Replaces 12-100146

Part No.	Size
12-1046	Standard
12-1047	.030" Thicker


Fine grain steel blanks precisely ground to exact thickness dimensions. Correctly sized shoes can extend the working life of worn clutch drive discs.



## 12-1370

### Yoke and Bearing Assembly

Replaces 12-100370



A rigid, well built clutch yoke machined to exact standards. Complete with oilite bushings and steel pins installed.

## Clutch Face Kits

Key	Part No.	Description	Replaces
1	12-8643	Pulley Facing	12-862864-3
2	12-8645	Drive Disc Facing	12-862864-5
Spare Rivets	11-3012	1/2" Overall length	All rivets are packed 100 pc. per bag
	11-3011	9/16" Overall length	



These linings do not contain asbestos.

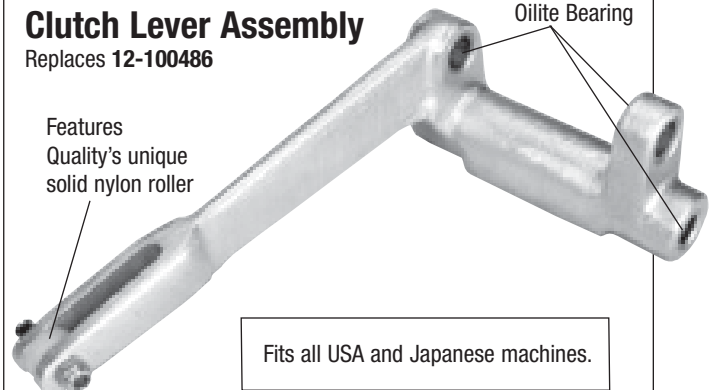
## 12-1486

### Clutch Lever Assembly

Replaces 12-100486

Features Quality's unique solid nylon roller

Includes Oilite Bearing



Fits all USA and Japanese machines.



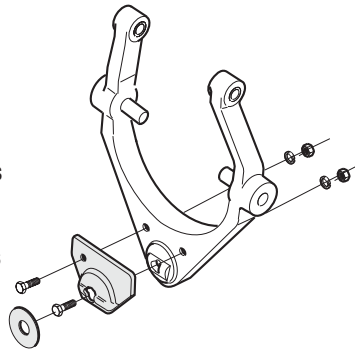
## 12-8637

### Yoke Repair Kit

Replaces 12-860672-000

Don't throw away a yoke just because the lower pivot point is worn flat.

Installation of this kit only takes a few minutes and saves a good part that has seen some wear.




Note: 12-1370 Replacement Top Pivot Point Bushing

## 12-4065

### Plunger Lever Assembly

Replaces 12-100465



## 8-316 (not shown)

### Plunger Lever Spring

Replaces 12-102043

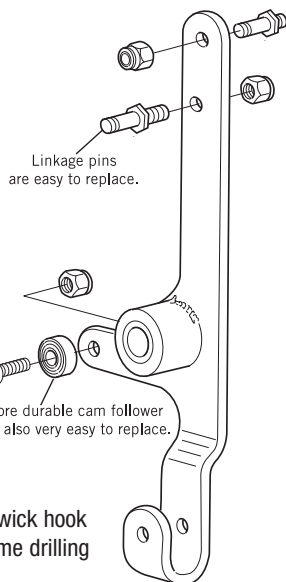
## 12-1041

### Hook Selector

Replaces 12-100410

Improved over the original factory units.

Part No.	Description
12-1041D	Linkage Pin - Large
12-1041E	Linkage Pin - Small
25-064	Cam Follower Bearing
8-334	Bearing Mount & Stud Kit



## 8-380

### Selector Kit

All the parts needed to upgrade a Brunswick hook selector to this more durable design. Some drilling and tapping required. **Kit Includes:**

Part No.	Description	Part No.	Description
4-6414	Nut Hex Jam 5/16-18UNC (2 ea)	11-2300	X Washer (1 ea)
		11-2301	X Washer (1 ea)
		4-7264	Flat Washer (1 ea)
		25-064	Bearing (1 ea)
		12-1041E	Small Pin (1 ea)
		12-1041D	Large Pin (1 ea)

GREAT FOR OILY  
CONDITIONS

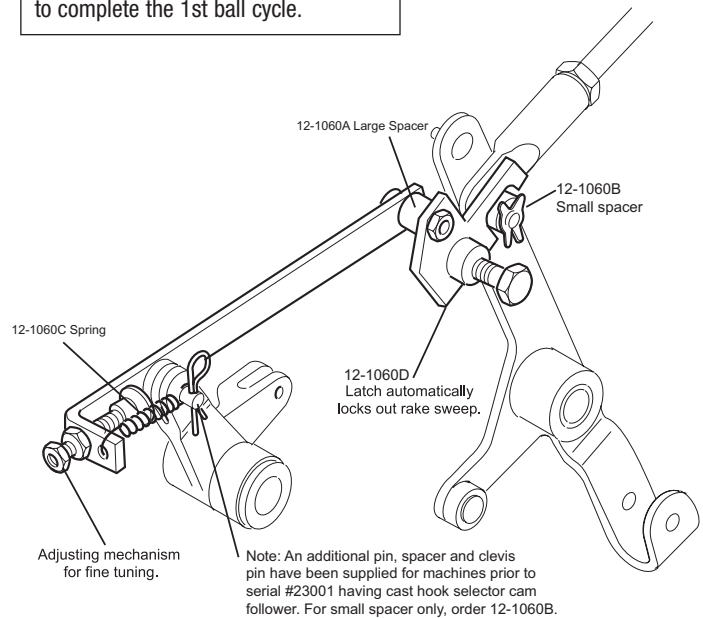
## 12-1060

### Automatic Out-of-Range Assembly

Thousands have been sold.

Eliminates machine calls, which are unnecessary where no "deadwood" exists. Especially effective in today's high oil environments.

Out-of-Range lever (12-100437) no longer functions, allowing the gear box to complete the 1st ball cycle.




## 12-1032

### Deck Lift Hook

Replaces 12-100832

Precisely machined cast aluminum alloy to provide controlled lifting and positive engagement with the lift pin.






## Triggering System

Various replacement parts for the A•2 style triggering system.

**Note:** All solenoids include a 10-6804 plunger.

**URETHANE BELLCRANK**  
57-1236  
INCLUDES PIN & O-RING



Key	Part No.	Description	Replaces	Qty.
1	<b>8-190</b>	Pin - Standard Length for Steel Bellcrank	10-229451	5
	<b>8-191</b>	Pin - Extra Long Length for Urethane Bellcrank		
2	<b>8-100</b>	Rubber O-Ring	11-625538	25
3	<b>8-322</b>	Triggering Link	12-102363	5
4	<b>10-6802</b>	Solenoid 115v (60 hz)	10-688009	1
	<b>10-6803</b>	Solenoid 230v (60 hz)	10-688003	1
5	<b>10-6804</b>	Plunger (Only)	10-688003-003	1
6	<b>57-1236</b>	Bellcrank (Urethane) includes O-Ring & Pin	12-102236	1

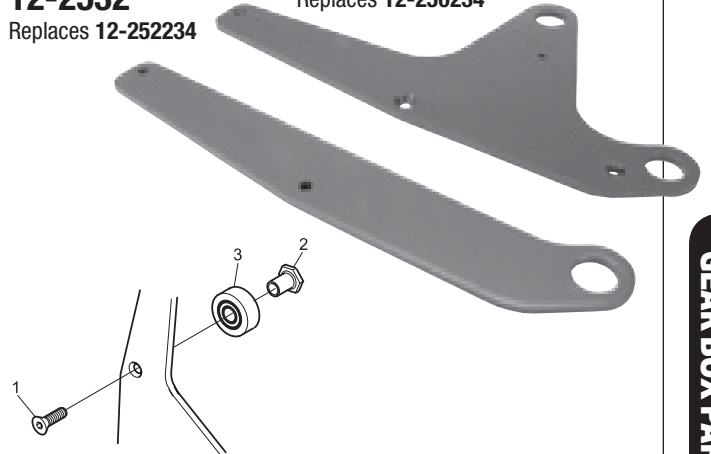
## Cam Follower Arms

**12-2532**

Replaces 12-252234

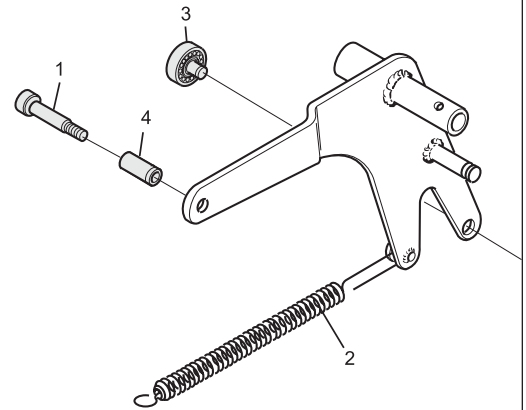
**12-2530**

Replaces 12-250234



Key	Part No.	Description	Replaces	Qty.
1	<b>4-4325</b>	Socket Head Cap Screw	11-007386-1	10
2	<b>8-184</b>	Bearing Mount Stud	12-250244	1
3	<b>25-039</b>	Cam Follower Bearing	11-460000	1

## Reset Lever Parts




Key	Part No.	Description	Replaces	Qty.
1	<b>8-119</b>	Stripper Bolt	11-106504-001	2
2	<b>8-301</b>	Tension Spring	12-100047	1
3	<b>25-071</b>	Stud Bearing (rivet type)	11-436001	1
4	<b>7-210</b>	Steel Roller	12-100030-005	2

**12-1067**

## Clutch Release Link (180° Link)


Replaces 12-100229 and 12-862867



## 12-8020 1 to 1 Rebuild Kit

Replaces 12-862859

All the small items needed to rebuild and install a 1 to 1 Assembly at ease. Kit includes bearings, seals, gaskets, keys, o-rings, copper washers and hardware.



## 12-6000 "The Organizer"

An assortment of X washer pins, oilite bearings and steel spacers arranged in compartmentalized steel boxes. Each box stores away on bearing mounted slides for easy access.



440 pieces of 28 different items.

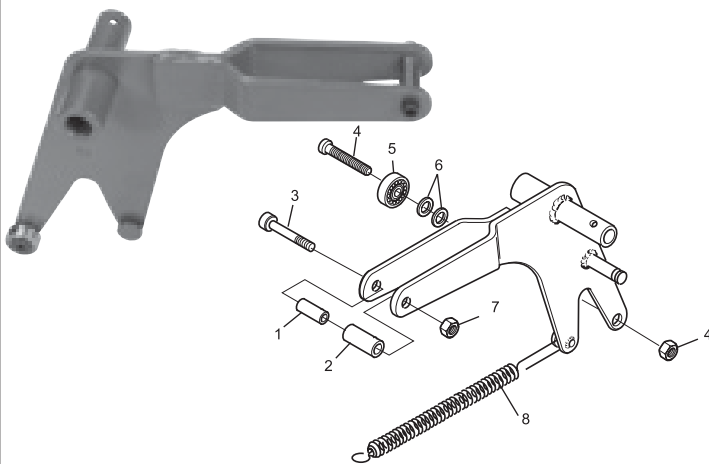
## 12-6010 Cabinet with Drawers and Compartments Only

## 12-1076 Clutch Reset Lever Assembly

Replaces 12-102176



The clutch reset lever incorporates a full yoke design that eliminates the twist problem that breaks the factory supplied units. In addition, the roller bearing is attached with a bolt, making bearing replacement much easier.



Key	Part No.	Description	Qty.
1	7-211	Inner Spacer	1
2	7-210	Steel Roller	2
3	4-3108	Soc. Hd. Cap Screw	1
4	8-334	Brg. Stud & Nut Kit	5
5	25-064	Ball Bearing	1
6	4-7264	Shim Washer	10
7	4-6213	Nylock Nut 10-24	25
8	8-301	Tension Spring	1

## 12-8627 Cover & Pin Kit

Replaces 12-860628-002

Keep the deck, detector, and rake operating smoothly and leak-free.


This kit includes everything needed for proper installation: Cover and Pin, Oil Seal, Bearing, Paper Gasket, Rubber O-Ring, and Copper Mounting Gasket.



## 12-1020 Plate Scotch Yoke Plate & Block

Replaces 12-102816

A direct replacement for the Scotch Yoke plate.




Part No.	Description	Replaces	Qty.
8-335	Cam Lever Complete Assy.	12-102791	1
8-336	Deck Hook Camp Lever	12-102792	1
4-8158	Cam Lever Shaft	11-532003-1	20

## 12-1054 Stud

Replaces 12-102754

Hardened and ground alloy steel stud. Be sure to have at least one on hand at all times.

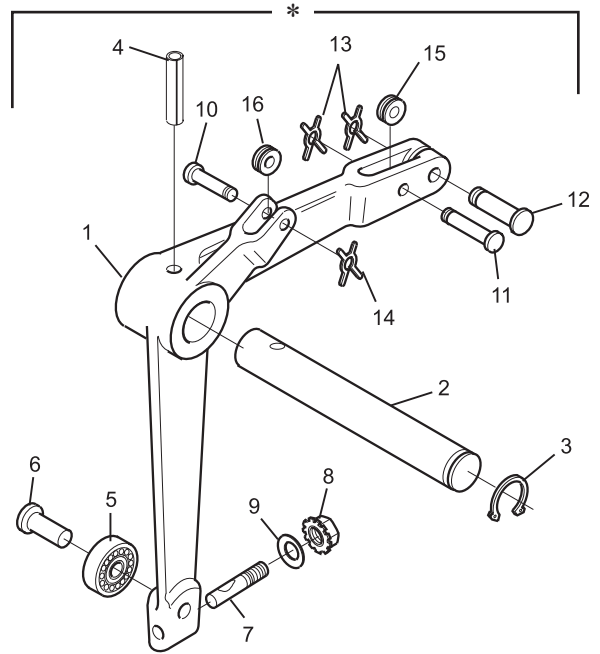
For machines with scotch yokes (A•2s).



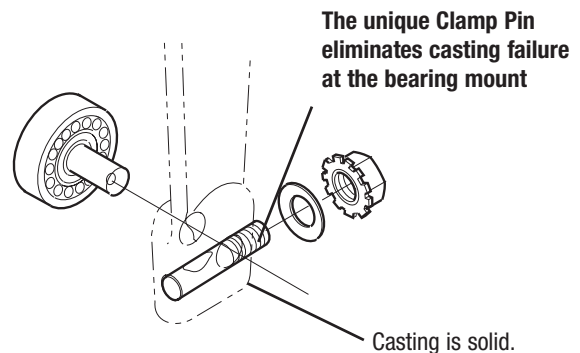
## 12-1055 Stud Replacement Kit

Part No.	Description	Replaces
12-1054	2 to 1 Stud (only)	12-102754
25-075	Roller Bearing (only)	11-450101
12-1055	Stud Replacement Kit (includes stud, bearing, special washers, cap screws, etc.)	

## Deck Hook Cam Lever Assembly



Key	Part No.	Description	Replaces	Qty.
*	12-1179	Cam Lever Complete Assy. (includes all parts as shown)	12-100242	1
1	12-1178	Deck Hook Cam Lever (includes special clamp pin assy.)	12-100178	1
2	12-1180	Cam Lever Shaft	12-100072	1
3	4-8140	Snap Ring	11-530027	5
4	4-8286	Roll Pin	11-360568	10
5	25-027	Bearing	11-435001	1
6	8-182	Bearing Stud	12-100069	2
7	8-183	Clamp Pin	---	2
8	4-6312	Locknut	11-176000-001	20
9	4-7264	Flat Washer	---	10
10	6-130	X-Washer Pin	12-100166-024	5
11	6-135	X-Washer Pin	12-100166-022	5
12	6-220	X-Washer Pin	12-100166-027	5
13	11-2300	X-Washer	11-230000-001	25
14	11-2301	X-Washer	11-230001-001	25
15	8-176	Spring Roller	10-376010	5



## 12-1105 Collars - Package of 5

Available separately, the locking shaft collar in two-piece style (as shown) can easily be installed on existing cam follower shafts without removing them. The collar prevents the shaft from sliding out of the 1 to 1 mount plate in the event of a bolt failure. It also relieves some of the stresses normally applied to the bolt that causes failure.



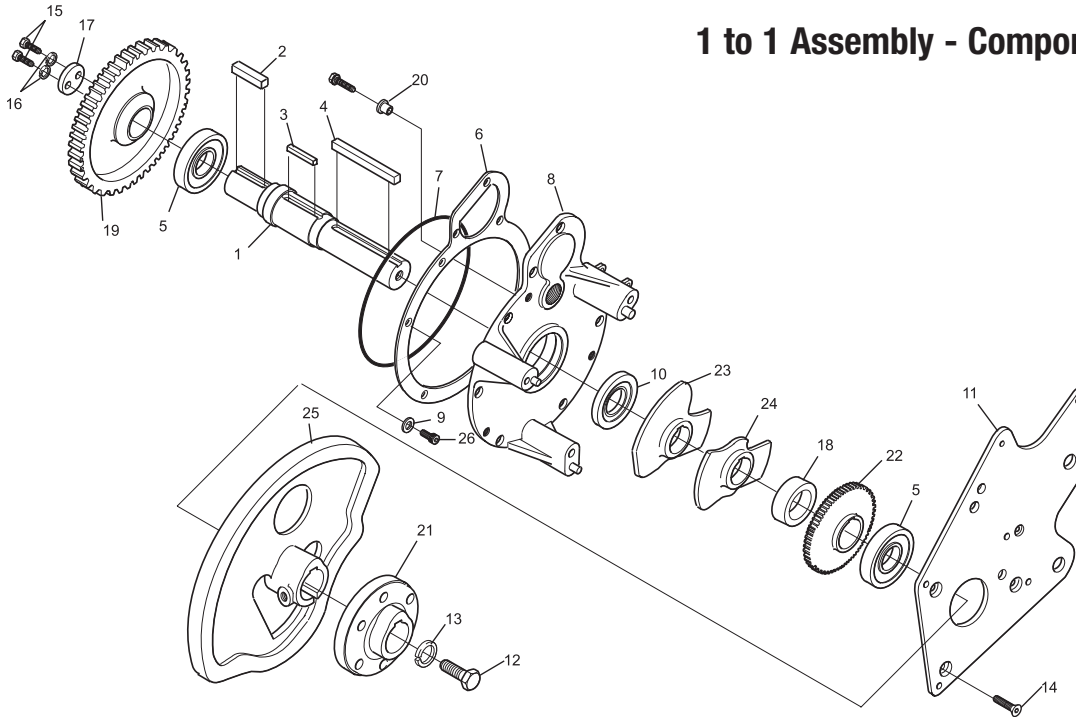
**TWO MORE INNOVATIVE  
QUALITY DESIGNS**

## 12-1104 Cam Follower Shaft Kit

This kit helps to prevent failures of the 12-100104 shaft that can cause expensive damage to a 1 to 1 assembly. The kit includes a special shaft, hardened nut and stud, lockwasher, snap ring, and special locking shaft collar that fits tight against the detector mounting plate. Installation instructions included.




## 1 to 1 Assembly - Component Parts



Key	Part No.	Description	Replaces	Qty.	Key	Part No.	Description	Replaces	Qty.
1	12-1130	1 to 1 Shaft	12-100130	1	14	4-4163	Fit. Hd. Soc. Cap Screw	11-007346-1	10
2	4-8520	Key (square 2")	12-100187-7	5	15	4-2130	Hex Hd. Cap Screw	11-001264-1	25
3	4-8510	Key (rectangle)	12-100164	5	16	4-7115	Lockwasher	11-195015-1	25
4	4-8525	Key (square 4-1/8")	12-100187-8	5	17	8-265	Shaft Washer	12-100223	1
5	25-009	Bearing (2 required)	11-430011	1	18	8-321	Spacer (A•2s)	12-102123	1
6	12-8021	Paper Gasket	12-100339	5	19	12-1040	Spur Gear	12-100140	1
7	12-8022	Rubber O-Ring	11-625530	2	20	8-266	Bearing Keeper	12-100433	2
8	12-8627	Cover & Pin Kit	12-860628-2	1	22	12-1068	Detector Drive Gear	12-100068	1
9	8-128	Copper Gasket	12-100344-2	25	23	12-1122	Extended Cycle Cam	12-100122	1
10	8-129	Oil Seal	12-100088	1	25	12-1828	Cam (Lowering Link)	12-100828-2	1
11	12-1027	Plate	12-100207	1		12-1829	Cam (Scotch Yoke)	12-102794	1
12	4-2218	Hex Hd. Cap Screw	11-001664-1	1	26	4-3138	Soc. Hd. Cap Screw	11-005263-1	10
13	4-7119	Lockwasher	11-195020-1	25					

## Extended Cycle Cams

The factory cams have a tendency to break easily due to casting brittleness. However, the extended cycle cams are machined from solid steel bar stock and heat treated for wear resistance to eliminate that problem.




**SOLID  
STEEL**

Key	Part No.	Replaces
1	12-1122	12-100122

## Moving Deck & Scissor Cams

Cast from high grade pearalitic iron, these cams are heat treated and precision machined to achieve proper lobe profiles.



Part No.	Style	Application	Replaces
12-1828	Split Hub	Gear boxes equipped with old style deck lowering links on the 2 to 1 (typically Model A's, some Jetbacks & A•2s)	12-100828-2
12-1829	Split Hub	Gear boxes equipped with Scotch Yokes on the 2 to 1 (typically factory A•2s, some field converted A•2s & some Jetbacks)	12-102794

## 12-1068

### Detector Drive Gear

Replaces 12-100068

Exact replacement for the detector drive gear. Hub is carefully machined to achieve proper fit on shaft.



## 12-1040

### Spur Gear

Replaces 12-100140

Exact replacement for the spur gear. Hub is carefully machined to achieve proper press fit on shaft.



## 12-1027

### 1 to 1 Mount Plate

Replaces 12-100207

An exact replacement for the detector mount plate. All holes are precision drilled on a CNC milling machine.




## 12-1130

### 1 to 1 Main Shaft

Replaces 12-100130

Machined from tough alloy steel. All bearing & cam journals are precision ground for proper fit. Keyways milled deep enough to accommodate all vintages of extended cycle cams.




## 12-1031

### Moving Deck Cam Follower

Replaces 12-100313

An improved design for the moving deck cam follower arm. Improvements from the original design include a strengthened and flame hardened block-out tip to reduce wear and breakage.

Proper fit on all vintage pinsetters.



**9-730**  
**Oilite Bearing**

## Deck Hook Lift Cams



Part No.	Machine	Replaces
12-1830	Prior to 90,000	12-100387
12-1832	90,000 and up	12-100831

## 12-1090

### 2 to 1 Main Shaft

Replaces 12-100829-000  
12-100900-092

2 to 1 main shaft will properly fit all vintages of pinsetters.




## 12-1016

### Oil Drip Pan - Extra Large

Replaces 12-100316

A great improvement over the standard gear box drip pan. This unit is 3" wider (catches drips from 2 to 1) and 4" longer (catches drips from clutch assembly).


Also includes a removable collection jar and two separate back mounting tabs that keep the pan level.



## 12-1107


### Grade 8 Stud

As in the complete kit (12-1104), the stud attaches the cam follower shaft to the gear box housing (replaces the 5/16 bolt). The stud is first installed in the shaft where the threads extend into the shaft much further than the bolt for extra holding power. Then, the shaft and stud are installed onto the gear box using a high strength 5/16 nut.



## 38-1079 Spring Compressor

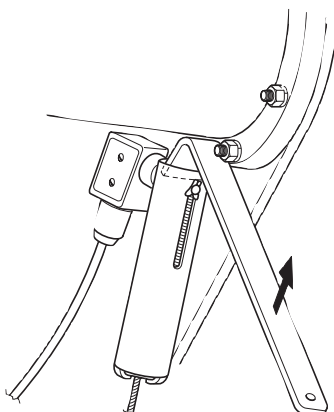
A handy device that provides a safe and easy method to replacing springs, cables and switch actuator pins in the deck jam tube assembly. May be mounted on a bench or in the jaws of a vice. Safety rod retains springs, keeping them in control until all pressure is relieved.



## 38-2008 Spring Compressor

This tool enables the mechanic to easily perform one of the most important jobs on the pinsetter, checking the deck jam microswitch.

Simply position the bar into the end of the cable tube assembly as shown and pull back. This action pushes the actuator pin down and away from the switch causing a blackout (if the switch is working properly). If a blackout does not occur, the deck jam microswitch needs to be serviced. Failure to maintain deck jam switches can cause burdensome problems.



See page 44 for micro switch kits.

## 38-7523 Gear Box Lube Oil - Heavy Duty

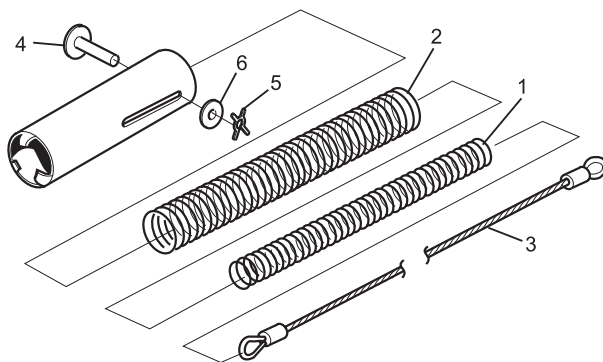
For use on pinsetters with electronic time delays (A•2s)

High grade lubricating oil for gear boxes. Packaged in 6 easy pour 1 quart plastic bottles for a total of 1-1/2 gallons per case package.

**This oil is blended with anti-drip agents to help minimize oil seepage from worn seals and cracks.**



## Deck Jam Tube Assembly

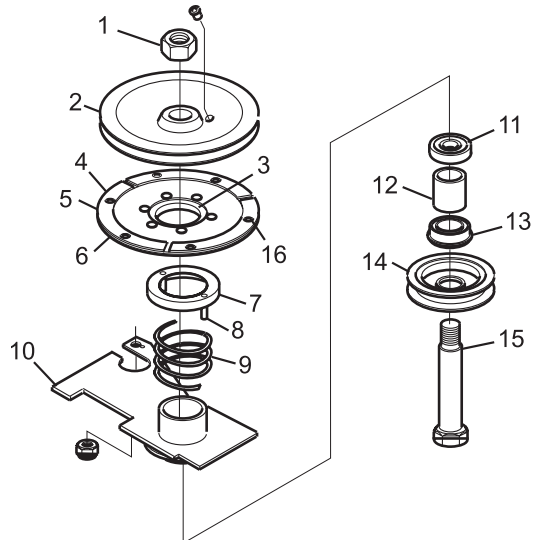


Key	Part No.	Description	Replaces	Qty.
1	12-1081	Spring (inner)	12-100481	1
2	12-1082	Spring (outer)	12-100482	1
3	32-1080	Deck Cable	12-100280	1
4	8-186	Actuator Pin (cast tube)	12-100078	1
	8-187	Actuator Pin (rolled tube)	12-100483	1
5	11-2301	X- Washer	11-230001-1	25
	4-7221	Flat Washer	11-190010-1	25

**TIP:** When rebuilding the Deck Jam Tube Assembly insert a screw driver, after threading the cable in, to open the loop in the cable prior to inserting the pin. This will make the pin slide in easier.



### Turret Clutch Sub-Assembly



Key	Part No.	Description	Replaces	Qty.
1	4-6527	Jam Nut L.H.	11-125265-1	10
2	12-1520	Top Pulley	12-150220	1
3	9-780	Oilite Bearing	12-150154	1
4	12-8618	Friction Disc	12-860804	1
5	12-8605	Clutch Facing Kit	12-860805	1
6	8-132	Carbon Plugs	12-150239	25
7	8-134	Spring Guide Assembly	12-150004	1
8	4-8215	Roll Pin	11-345161	25
9	8-136	Compression Spring	12-150222	1
10	12-1558	Slide Plate	12-150258	1
11	25-020	Bearing	11-431006	1
12	7-955	Spacer	12-150217	1
13	25-022	Bearing (with Snap Ring)	11-431010	1
14	12-1519	Pulley (Offset Hub)	12-150219	1
	12-1506	Pulley (Centered Hub)	12-150306	1
15	12-1516	Drive Shaft	12-150216	1
16	11-3001	Rivets	11-300001-1	100

### 12-1520 Turret Clutch Top Pulley

Replaces 12-150220  
Made of tough heat treated chromium iron for long life.



### 12-1558 Slide Plate

Replaces 12-150258

Instead of riveting this part together, the slide plate is welded. The welding does away with indexing problems that can occur in a loose assembly virtually creating a one-piece product.




### Turret Clutch Drive Pulleys

Case hardening makes these pulleys almost impossible to wear out.

12-1519 replaces the older offset hub units while the 12-1506 is designed to replace the two-piece sheet metal types found on later machines.


Key	Part No.	Replaces
1	12-1519	12-150219
2	12-1506	12-150306



### Turret Clutch Assembly

A complete turret clutch assembly, ready to install.

Includes the popular UHMW clutch facings (12-8605).




Our Part No.	Pinsetter Description	Lower Belt Pulley
12-1500	12,844 to 61,194	Offset
12-1501	61,195 and up	Centered

### Friction Disc Assembly & Facings

Part No.	Description	Replaces
12-8605	UHMW Plastic Facing Kit	12-860805-000 12-860805
12-8618	Friction Disc Assembly	12-860804

These high temp UHMW plastic facings are quickly making everything else on the market obsolete.

**STOP THE SQUEALING**




Won't glaze or melt

## 12-1538

### Turret Delay Gear

Replaces 12-150138

The 12-1538 gear has flame hardened wear points to eliminate the multiple indexing problems that can occur as a result of premature wear. The stepped shaft 8-131, has been equipped with an oil fitting to provide a convenient means of lubrication for the sleeve bearings in the Turret Delay Gear.



9-675  
Oilite Bearings



## 8-131

### Turret Delay Shaft

Replaces 12-150254

Oil Fitting allows shaft lubrication

## 12-1569

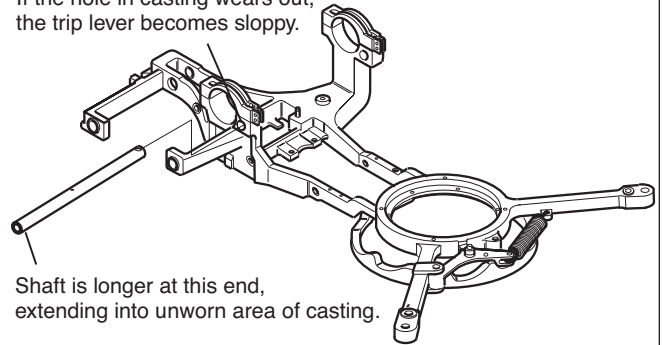
### Trip Lever Shaft - Special

Replaces 12-150069

Solves indexing problems caused by worn hole in turret frame casting. Shaft is longer, allowing it to extend further into turret frame.

**INNOVATIVE  
DESIGN**

If the hole in casting wears out, the trip lever becomes sloppy.

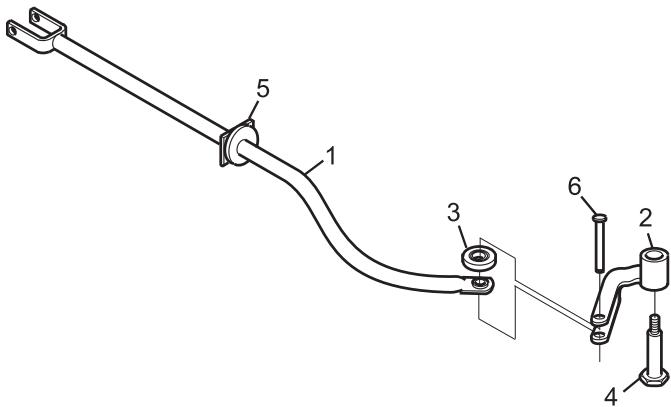


Shaft is longer at this end, extending into unworn area of casting.

## 12-1535

### Long Link Assembly

Replaces 12-150287



Key	Part No.	Description	Replaces
1	12-1534	Long Link (Only)	12-150234
2	12-1579	Lever Assembly	12-150279
3	8-328	Roller & Bearing Assembly	12-150226
4	8-142	Shoulder Stud	12-150247
5	8-194	Bumper, Package of 5	12-150142-3
6	6-160	X-Washer Pin	12-150158-6

## 12-1540 (Standard Size Holes) - Replaces 12-150040

### Turret Rings

Manufactured to original factory specifications.

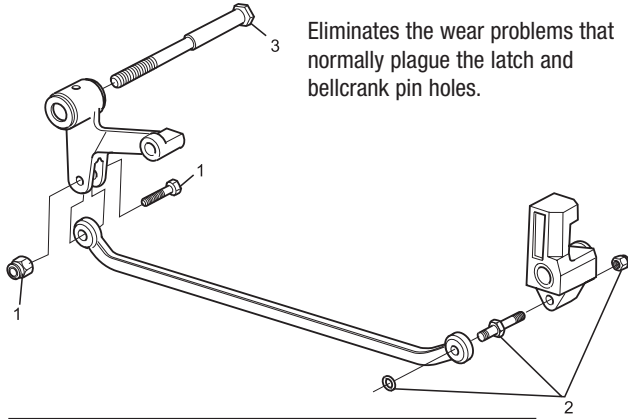


Part No.	Description	Replaces	Qty.
11-5750	Turret Ring Ball Bearings	11-575093	10

### Short Link Studs

Special studs and nuts to replace the conventional X-washer pins.

Eliminates the wear problems that normally plague the latch and bellcrank pin holes.



Key	Part No.	Description	Qty.
1	12-1587	Bellcrank Pin & Nut	5
2	12-1588	Latch Pin, Nut & O-Ring	5
3	8-138	Bellcrank Pivot Stud (replaces 12-150252)	1

### 12-1510

#### Torsion Latch

Replaces 12-150011

A direct replacement for the torsion latch.


### 9-670

#### Oilite Bearings

Replaces 11-421065



### Blocking Fingers & Springs

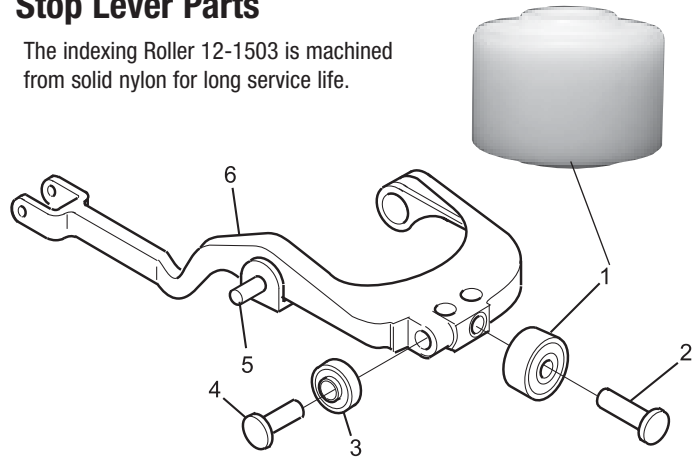


**HARDENED  
STEEL**

Key	Part No.	Description	Replaces
1	12-1576	L.H. Restricted Drop Link Blocking Finger	12-150176
2	12-1502	R.H. Full Deck Blocking Finger	12-150200
3	12-1502E	Bumper	12-150142-002

### Stop Lever Parts

The indexing Roller 12-1503 is machined from solid nylon for long service life.



Key	Part No.	Description	Replaces	Qty.
1	12-1503	Indexing Roller	90-150303	1
2	8-140	Roller Stud	12-150056-2	1
3	25-051	Bearing	11-500001	1
4	8-141	Roller Stud	12-150056-3	1
5	8-145	Pin (Hardened)	12-150236	1
6	12-1013	Turret Stop Lever Assembly	12-150013	1

### 12-1551

#### Turret Indexing Bell Crank Assembly

Replaces 12-150051




### 12-1505

#### Turret Index Latch Assembly

Replaces 12-150235

Stop multiple indexing caused by worn indexing faces on the latch.

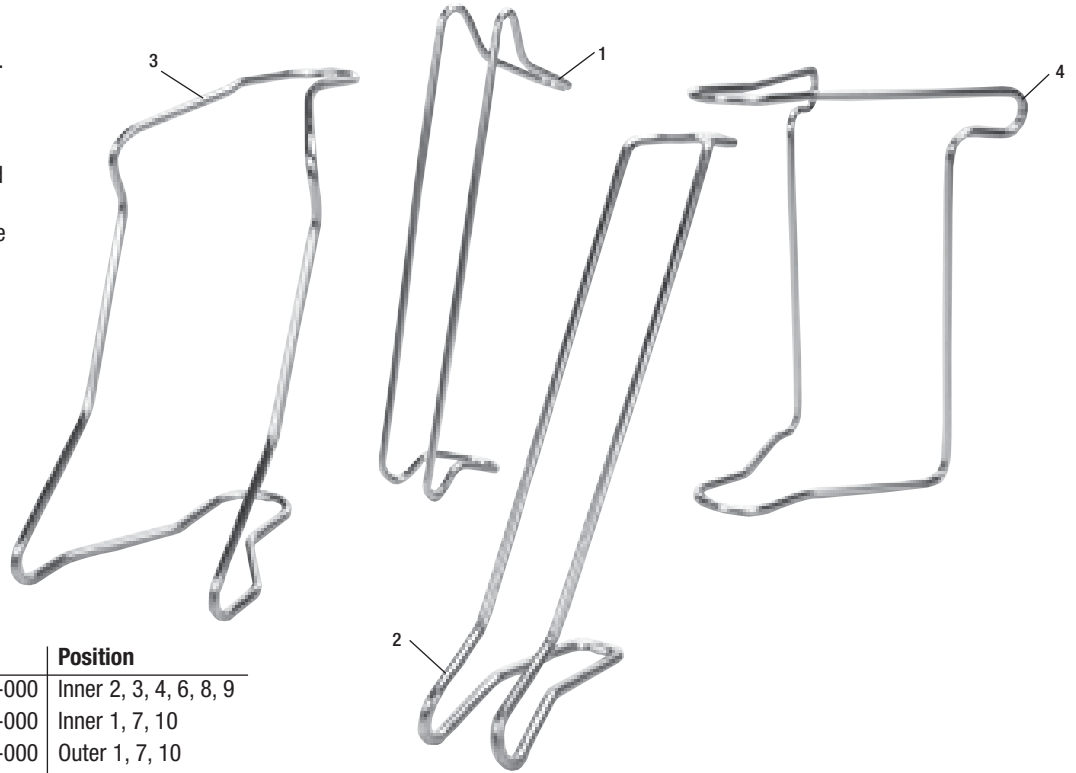
- Latch is contoured to match the 25-051 bearing surface for a smooth index
- High-strength ductile iron casting for wear resistance
- Fully-assembled bearing is fit and sized so the latch will pivot freely



## Pin Guides

High-grade alloy steel Pin Guides.

Don't risk damaging pins with guide wires made from inferior materials. These precisely formed guide wires are composed of high-grade alloy steel and provide additional wear resistance with a hard nickel plate.



Key	Part No.	Replaces	Position
1	12-1594	12-150294-000	Inner 2, 3, 4, 6, 8, 9
2	12-1595	12-150295-000	Inner 1, 7, 10
3	12-1596	12-150296-000	Outer 1, 7, 10
4	12-1597	12-150297-000	Outer 2, 3, 4, 6, 8, 9

## 12-1508

### Steel Center Chute

Replaces 12-150108

This steel center chute is a direct replacement for the OEM center chute. The inner surface is polished prior to being painted to ensure there are no blemishes that could scratch pins.




## 12-1525 Steel

### Center Chute Repair Kit

Replaces 12-150109

Only need to repair the bottom plate on a steel center chute? This slightly thicker replacement plate can be welded to the broken center chute.




## 12-1586

### Interlock Probe

Replaces 12-150086

Improved fit on all vintages of pinsetters

Part No.	Description	Replaces	Qty.
12-1586	Interlock Probe Assembly	12-150086	1
8-326	Tension Spring	12-150096	2
7-905	Spacer	12-150267	2
9-570	Flanged Oilite Bearing	11-421026	5
9-035	Sleeve Oilite Bearing	11-420046	5



## 12-1581

### Turret Clamp

Tired of juggling the wires, clamps, cushions, and hardware when replacing turret wires? This clamp has a welded stud to make assembly a breeze. **One wrench is all that is needed.** It's another product designed by mechanics, for mechanics.



# A Complete Line of Deck Chutes

to serve ALL your deck chute needs



## Urethane Chutes

- With coefficients of friction lower than other urethane deck chute on the market, bowling may just forget what a pin jam is.
- Chutes exhibit the long life of urethane so they outlast any other deck chute on the market.
- The multi position deck chute has 6 mounting hole locations for desired installation preference.

Urethane Part No.	Pin Position
90-2802U	#1
90-2803U	#7 & #10
90-2820U	#2, #3, #4, #6, #8, & #9
90-2837U	#5

**Coefficient of friction (C.O.F.) is the most important factor in regard to Deck Chute performance. These chutes maintain a low C.O.F. throughout their life.**

## Teal-Poly Deck Chute


**The best value Deck Chute available on the market.**

A special formula of Polypropylene was developed by leaders in the plastics industry to provide maximum performance. These Deck Chutes are molded in highly automated computer controlled presses to ensure the best possible "Poly" chute available. The #1 pin and #7, #10 pin chutes now offer larger mounting holes for easier installation. There are no other deck chutes produced today that even come close to utilizing the manufacturing technology of these "Teal-Poly" chutes.

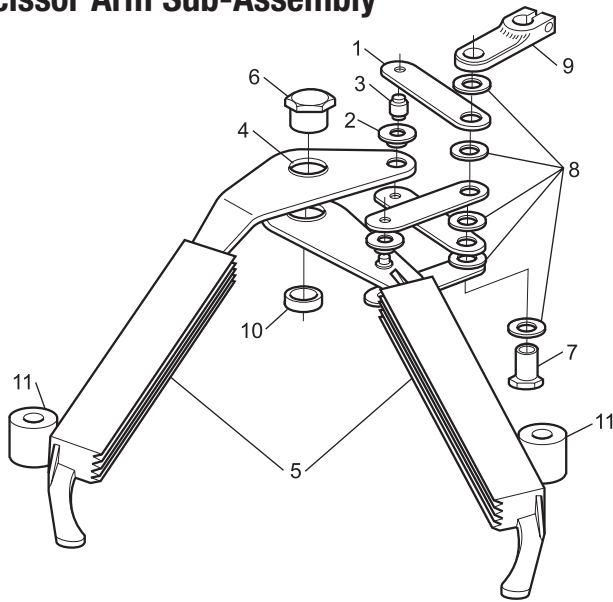
Part No.	Pin Position
12-2864B	#1
12-2864	#7 & #10
12-2894	#2, #3, #4, #6, #8 & #9
12-2895	#5

## 12-2850 Deck Chute Inserts

An excellent product to reduce the possibility of pins jamming just below the skirt of the deck chute. This hard nylon insert adheres to the deck to create a slick spot at the bottom of the chute while preventing the wedging action that can cause a pin to stick. This simple but effective product also minimizes pin damage from the pin contacting the aluminum deck. (Sold in packages of 5)



## Scissor Arm Sub-Assembly




Key	Part No.	Description	Replaces	Qty.
1	8-150	Link	12-200026	10
2	9-950	Iron Oilite Bearing	12-200105	5
3	8-151	Shoulder Pin	12-200027	10
4	9-960	Iron Oilite Bearing	12-200104	5
5	12-2120	Scissor Pad (Rubber)	12-200120-004	1
	58-2120	Scissor Pad (Urethane)	12-200120-004	1
	90-2120	Cross Biased (Urethane)	12-200120-004	1
6	8-153	Stud	12-200029	1
7	8-154	Shoulder Pin	12-200028	1
8	8-155	Nylon Washer (.020")	12-200031-004	25
9	8-157	Drag Link	12-200039	1
10	8-152	Pivot Washer	12-200059-002	10
11	8-156	Bumper (Urethane)	12-200032	10

## 12-2860 Moving Deck


Replaces 12-862117

Common with the Brunswick die cast deck. The die cast design is reinforced in all high stress areas to provide optimum strength.



## Deck Shield Mount Repair Kits

Having loose or missing deck shields can send a bad message to customers about the maintenance of pinsetters and centers. These repair kits bolt-on, securely attaching the deck shield to the deck post without welding, drilling or tapping. Not only do these kits include the parts necessary to repair deck post mounting brackets, they also include a reinforcing mounting plate and hardware to repair deck shields if they have become broken or worn.




Part No.	Description
12-2001	Round Post - Upper Bracket
12-2002	Square Post - Upper Bracket
12-2003	Square Post - Lower Bracket 7 pin side
12-2004	Square Post - Lower Bracket 10 pin side


## Scissor Pads

Replaces 12-200120-004


Choose from the most economical neoprene rubber, long lasting urethane or the cross biased urethane scissor pad that provides the **most exact pin placement available**. All three alternatives feature an easy slip-on design.



12-2120  
Neoprene Rubber




90-2120  
Cross Biased Urethane



58-2120  
Standard Urethane

## Stainless Steel Scissor Arms

Key	Part No.	Description	Replaces
1	12-2016	Long Arm with Pad	12-200016
2	12-2017	Long Arm without Pad	12-200017-092
3	12-2018	Short Arm with Pad	12-200018
4	12-2019	Short Arm without Pad	12-200019-092
5	12-2020	Complete Assembly	12-200016-091



## 12-2022 Scissor Spring


Replaces 12-200022





## Deck Rollers

Replaces 90-200114



Quality Bowling offers two excellent brands of deck rollers.

Part No.	Description	Replaces
12-2014	Neoprene rubber, complete assembly including hub & oilite bearing	12-200114
12-2015	Neoprene rubber, roller only, re-use old hub & bearing	12-200115
57-2014	Urethane, complete assembly including hub & oilite bearing	90-200114
57-2015	Urethane, roller only, re-use old hub & bearing	90-200115
9-925	Iron Oilite Bearing (Pkg. of 5)	11-423000
6-320	X-Washer Pin (Pkg. of 2)	12-100166-031
11-2302	X-Washers 5/32" (Pkg. of 25)	11-230002-001

## Urethane Foam Deck Pads

These urethane foam deck pads are **TESTED to withstand over one million cycles.** Sold in convenient packages of 10.



12-8570 Glue-on Deck Pad  
12-8571 Bolt-on Deck Pad

## 12-2169

### "HOT SHOT" Deck Pads

The famous deck pad constructed of solid Neoprene rubber. The pad is built with permanently mounted threaded studs protruding from the rim to make installation easier.

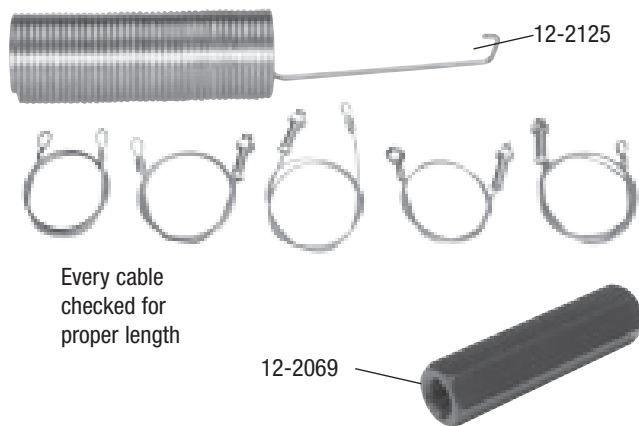


**Note:** Deck pads packed in boxes of 10 pieces with hardware.

Part No.	Description	Qty.
38-2169	Drilling Template (for drilling older decks)	1

## Deck Cable Assemblies

Produced from 7 x 19 strand aircraft cable that is cut and assembled with custom fittings to meet the various pinsetter applications.



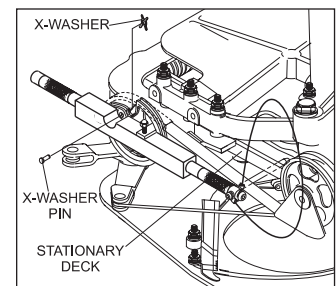
Every cable checked for proper length

Part No.	Length	Application	Replaces
32-1080	41-1/2"	Moving Deck Control Cable	12-100280
32-2662	43-11/16"	Upper Scissor Cable	12-200066-2
32-2663	45-11/16"	Upper Moving Deck Cable	12-200066-3
32-2664	36-1/8"	Lower Moving Deck Cable	12-200066-4
32-2067	31"	Lower Scissor Cable	12-200067
12-2069		Turnbuckle (special solid hex steel)	12-200069
12-2125		Keeper Spring (moving deck cables)	12-200125

## Torsion Spring Tool

This tool is indispensable when replacing the moving deck cable.

- Provides a firm "two-handed" grip to wind or unwind the moving deck torsion spring.
- A clamp secures the tool to the deck drive pulley for safety.
- Zinc plated to prevent rust.




Part No.	Description	Qty.
38-4100	Torsion Spring Tool	1



## Deck Lift Stabilizer

The original style and still the best. Individual parts for repair needs are listed below.



Part No.	Description	Replaces
12-3512	Threaded Tube	12-350122-2
12-3513	Rod End R.H. Thread	12-350122-3
12-3514	Rod End L.H. Thread	12-350122-4

## 12-2129

### Deck Post Pin

Replaces 12-200129

Ensure stable and secure deck movement with this sturdy deck post pin. Machined from high strength alloy steel.




## 12-2126

### Moving Deck Wheels

Replaces 12-200126

Wheels feature a replaceable ball bearing and a heat treated outer shell for durability.

Can be used on all machines #18001 and up.



25-060  
Bearing

## 12-3521

### Deck Lift Shaft

Replaces 12-862581

A heavy duty replacement for the original deck lift shaft. All steel construction, this product is assembled on a welding fixture of very high precision in order to provide a proper fit and easy installation. Comes complete with ball and roller bearings installed.

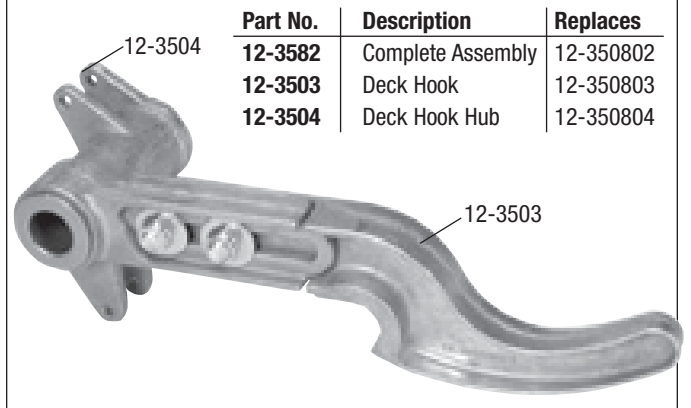


**THICKER ARMS**

**Don't risk installing a used shaft that may be days away from failure**

## Deck Hook Assembly

Solid aluminum die castings are precision machined to produce this long lasting deck hook assembly.




Part No.	Description	Replaces
12-3582	Complete Assembly	12-350802
12-3503	Deck Hook	12-350803
12-3504	Deck Hook Hub	12-350804

## Aluminum Spotting Fingers

Prime grade aluminum alloy, heat treated for surface toughness.

Part No.	Description	Replaces
12-2092	Right-Hand	12-200892-000
12-2093	Left-Hand	12-200893-000



Improved fit on all vintages of pinsetters

## Geneva Cams

These precision machined Geneva Cams are hardened to resist wear and prevent moving deck shifting which can cause pins to wobble upon placement.



Part No.	Description	Replaces
12-2035	7-Pin Side (L.H.)	12-200035
12-2036	10-Pin Side (R.H.)	12-200036

## 12-2523

### Rake Board Assembly

Replaces 12-252374




Part No.	Description	Replaces
12-2526	Gray Rake Board Only	12-252373
12-2572	Gray Rubber Cushion Only	12-252372

### Rake Repair Kit

A very easy kit to install. The repair kit is a solid aluminum bar machined to fit inside a rake shaft tube nice and snug. The aluminum is extremely strong but easy to drill through.

**SOLID ALUMINUM**




Part No.	Application	Diameter	Replaces
12-8607	American Machines	1-1/4"	12-860607
J-8607	Japanese Machines	31 mm	12-860665

## 12-8622

### Gray Deck Shield

Time to replace a missing or damaged deck shield? Use this improved Quality replacement.



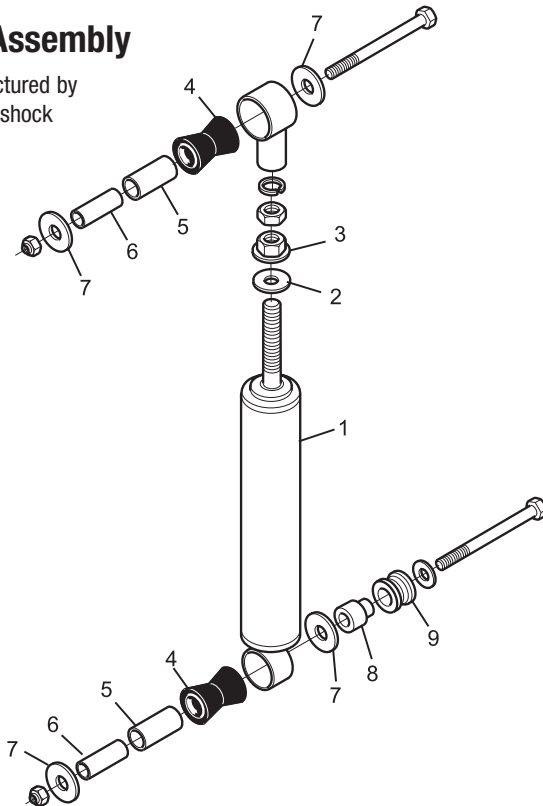
## 12-2524

### Sweep Rod (Not Shown)

Replaces 12-252024-004 (Also Called "Rake Lift Arm Rod")

### Rake Shock Assembly

This shock is manufactured by Monroe, the leader in shock absorber technology.



Key	Part No.	Description	Replaces	Qty.
1	12-2538	Shock Absorber - Complete	12-252338	1
2	8-170	Nylon Bumper	12-252342	5
3	8-171	Flanged Nut	11-131510-1	5
4	12-2589	Rubber Bushing	12-250189	5
5	9-815	Bronze Bearing	12-250075	2
6	7-435	Steel Spacer	12-250011-21	2
7	4-7302	Fiber Washer	12-250076-2	10
8	8-174	Stepped Spacer	12-250197	2
9	8-175	Spring Roller	10-376009	2

## 12-2540

### Rake Shock Kit

Replaces 12-252382

All of the hardware, spacers, rubber mounts, oilites and bumpers that a mechanic needs when installing a rake shock assembly. (Does not include shock.)

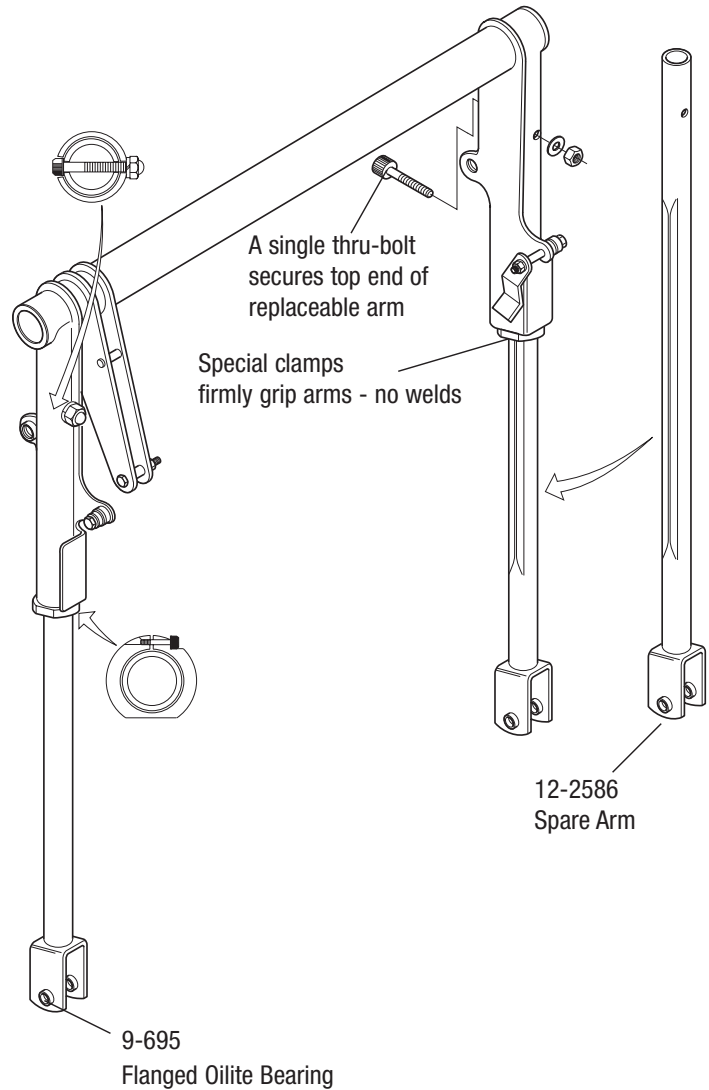
## 12-2585

### Rake Shaft Assembly

Replaces 12-862186

Part No.	Description
12-2585	Rake Shaft Assembly (Complete)
12-2586	Spare Arm Assembly (Fits either side of the 12-2585 Rake Arm)
9-695	Flanged Oilite Bearing
4-7115	Lockwasher (5/16")
9-770	Flanged Bronze Bearing

- Either arm can be quickly and easily replaced in the event of damage.
- Eliminates the need for welding or rake shaft repair kits.
- Individual arms last longer due to the elimination of fatigue producing welds.
- Easy to install. First install the top tube assembly on the pinsetter, then slide the arms into place.
- Can be shipped on U.P.S.




## Rake Lift Arm Bushings

Part No.	Replaces
12-2590	12-250091 & 12-252092

A tough urethane bushing fitted with an oilite sleeve bearing for the Rake Lift Arm.

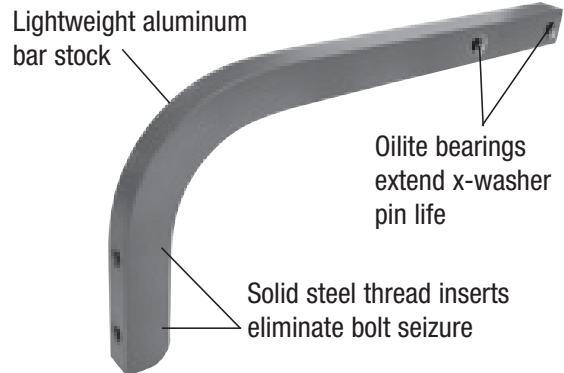
Fits both A and A•2s.



## 12-2537

### Sweep Arm

Replaces 90-252037



This lightweight aluminum Sweep Arm is equipped with oilite bushings for the X-Washer Pins that greatly extend their service life. It also features steel threads for the Rake Board bolts which eliminates thread seizing as a result of electrolysis. For Oilite Sleeve Bushing, order 9-330.

## Rake Crank Rods (Collapsible)

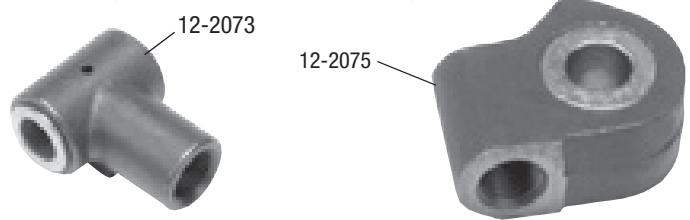
Part No.	Description	Replaces
12-2521	Tapered Ends	12-250289
12-2577	Straight Ends	12-252309

A product that eliminates the problem of bent and broken rake crank rods resulting from the rake board catching the tailplank.




## A•2 Rake Crank Pivots

Part No.	Description	Replaces
12-2073	Pivot Assembly with Bearings	12-250273
12-2075	Pivot Assembly with Bearings	12-250275



## Rake Crank Rods (Solid)


Part No.	Description	Replaces
12-2522	Tapered Ends	12-250022-2
12-2578	Straight Ends	12-250278-2



## Trigger Tubes

Part No.	Replaces
12-2564	12-252364-002
12-2563	12-252364-003

Hex shaped steel tips provide wrench holding capabilities and eliminates deformed ends resulting from nut jamming.



## 12-2555 Pivot Link

Replaces 12-252355-91

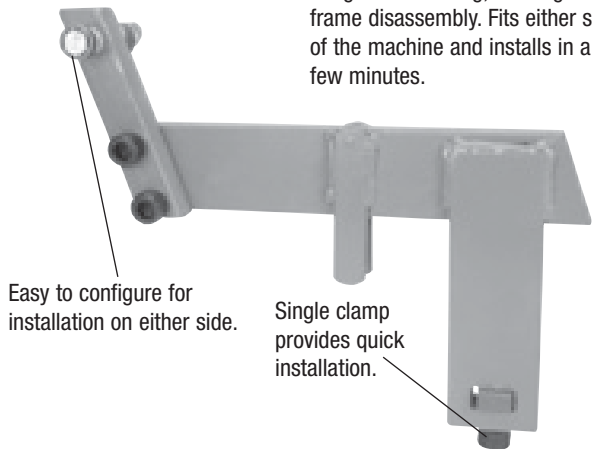
Conveniently replaces the pivot link and bearings at once when pivot link holes are worn beyond the point of needing new bearings.

Oilite Bearings 9-610



## 12-2566 Hanger Repair Kit

A quick and long lasting method of repairing broken cushion hangers. No drilling, welding or frame disassembly. Fits either side of the machine and installs in a few minutes.



Easy to configure for installation on either side.

Single clamp provides quick installation.

## 12-2554 Trip Arm Assembly

Replaces 12-252354-002  
Oilite Bearings 9-710

A rugged cast aluminum Trip Arm complete with oilite bushings installed.



## 12-2556 Trip Rod Lever

Replaces 12-25356

Lever is cold-rolled steel stamped and offers hardened trip ends to minimize wear and extend life.




## 12-2584

### Rubber Pit Curtain

Replaces 12-862167

Nylon mesh reinforced double wall rubber curtain. Smooth on back side means that it is easy to clean. Textured front surface eliminates unwanted reflections that disturb scanners. Support rod loops are bonded, not stitched, eliminating weak points common to inferior sewn curtains.




**Non-Reflective Front Surface**

## 12-2531

### A•2 Pit Cushion


Replaces 12-862578

An alternative to the high priced OEM pit cushion. The rubber is securely molded to a heavy duty steel plate utilizing a proprietary process. The rubber cushion is then covered by an extremely durable nylon "strap-on" facing that has been tested to ensure that it will not mark pins or even the most aggressive bowling balls.



### Pit Cushion Facings (Form Fit)


This product is actually molded to the shape of the cushion making it easy to install and eliminating any rotating movement as a result of ball impact. The thick urethane face will last for years. It is recommended to add a 12-2510 facing overtop this facing.



Part No.	Description
57-2535	A•2 & Jetback cushion facing installs with ty-raps (provided)
57-2536	Model A cushion facing installs with ty-raps (provided)
12-2539	Spare Ty-Rap cable ties (12 pk)

### Curtain Rod Brackets & Nut Plates

Part No.	Description	Replaces
12-2528	R.H. Rod Bracket	12-252268
12-2529	L.H. Rod Bracket	12-252269
12-2518	Nut Plate Kit With Hardware (pair) 5/16" - 24	




Brackets are made of steel weldment construction. The solid steel Nut Plate Kit eliminates problems associated with using standard hex nuts when installing curtain rod brackets.

### Pit Cushion Facings (PVC & Polyester)

Part No.	Application	Replaces
12-8670	A•2 & Jetback Cushions	12-862970
12-8671	Model A & Zot Cushions	12-860971
12-2539	Spare Ty-Rap® cable ties (12 pk)	11-603114

Rugged and Flexible. Quickly installed using heavy duty nylon Ty-Rap cable ties.



## 12-2510

### Pit Cushion Facings (Nylon Cloth)

Replaces 12-252310

Durable nylon fabric that installs easily using built in straps & D rings. For all A•2 and Jetback style cushions.



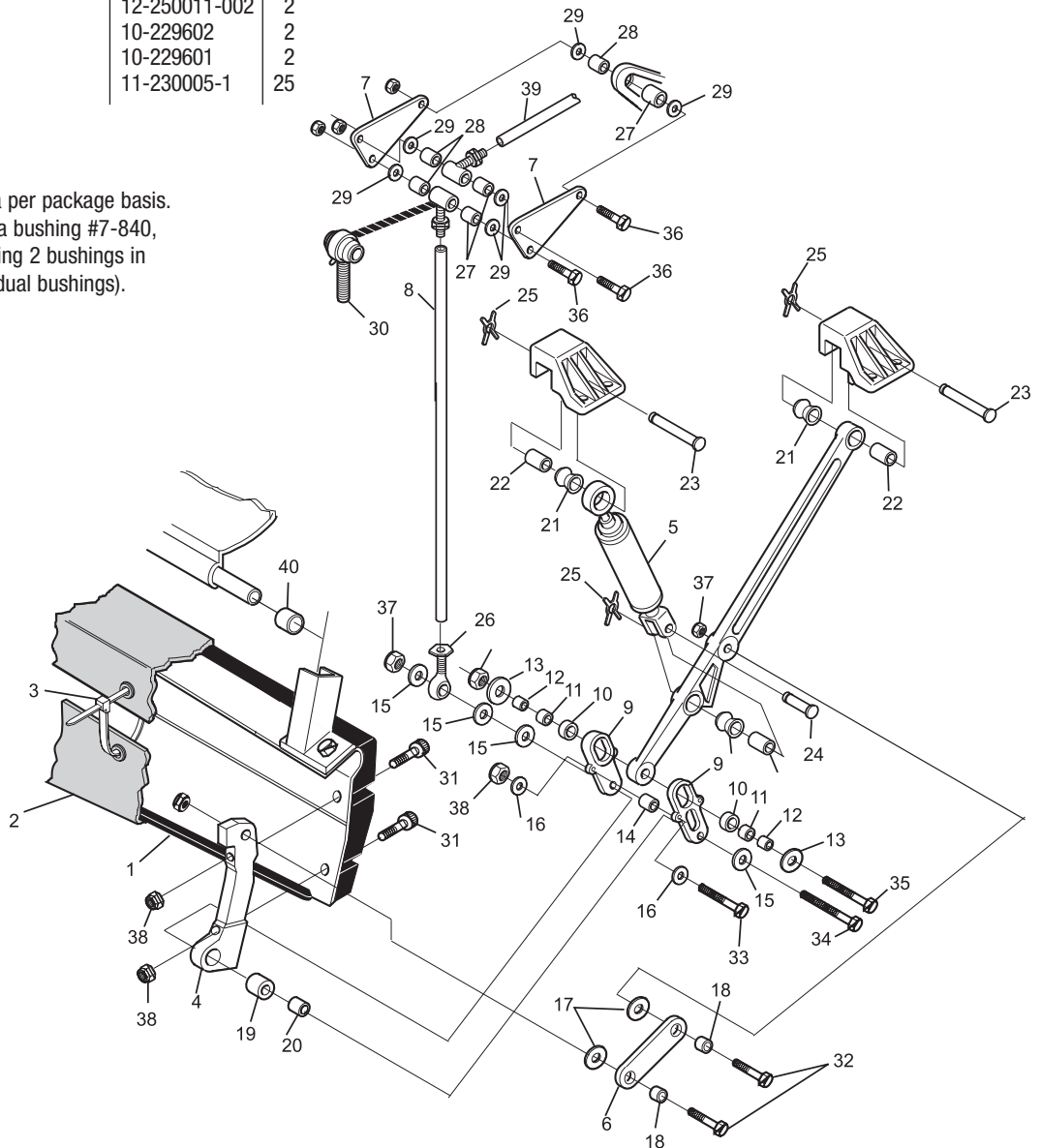
## A•2 Cushion Sub-Assembly

Key	Part No.	Description	Replaces	Qty.
1	12-2531	Pit Cushion	12-862578	1
2	12-8670	Pit Cushion Facing	12-862970-000	1
3	12-2539	H.D. Ty-Raps	11-603114	12
4	12-2541	Cushion Mount (w/Bearing)	12-862839-000	1
5	12-2573	Shock Absorber	12-252173	1
6	12-2569	Link (hardened steel)	12-252069	1
7	12-2559	Link Plate	12-252359	1
8	12-2564	Tube (heavy duty)	12-252364-002	1
9	12-2640	Follower Link - Brass	12-252346	1
10	12-2551	Urethane Bushing	12-252351	1
11	9-325	Bronze Bearing	11-420094	5
12	7-610	Follower Spacer (steel)	12-252349	2
13	4-7255	Flat Washer	11-190512-1	25
14	7-725	Spacer (steel)	10-386092	2
15	4-7259	Flat Washer	11-190520-1	25
16	4-7254	Flat Washer	11-190511-1	25
17	4-7301	Special Washer	12-252360	5
18	7-840	Bushing (hardened steel)	12-252350	2
19	9-825	Grooved Bronze Bearing	10-424001	2
20	7-730	Spacer (steel)	12-100185-036	2
21	12-2589	Rubber Bushing	12-250189	5
22	7-620	Spacer (steel)	12-250011-002	2
23	6-515	X-Washer Pin	10-229602	2
24	6-505	X-Washer Pin	10-229601	2
25	11-2305	X-Washer	11-230005-1	25

Key	Part No.	Description	Replaces	Qty.
26	12-2560	Rod End - Uniball	12-252060	1
27	9-820	Bronze Bearing	12-250248	2
28	7-430	Spacer (steel)	12-250011-003	2
29	4-7302	Fiber Washer	12-250076-002	10
30	12-2565	Rod End (new style)	12-252365	1
31	4-3328	Socket Head Cap Screw (3/8-24 x 2-1/16")	10-009001-1	10
32	12-2552	Cushion Arm Bolt	12-252352	2
33	4-2314	Hex Head Bolt (3/8-24 x 2.50")	11-001394-1	10
34	4-2760	Hex Head Bolt (1/2-20 x 3.50")	10-002006	10
35	4-2715	Hex Head Bolt (3/8-16 x 2.50")	10-002001	10
36	4-2160	Hex Head Bolt (3/8-16 x 2.50")	11-001354-1	10
37	8-250	Nylon Cap Nut (1/2-20)	11-121523	5
38	4-6220	Locknut (3/8-24) Nylon Insert	11-170012-001	5
39	12-2563	Tube (heavy duty)	12-252364-003	1
40	57-2580	Rod End Cap 3/4" I.D. Rubber	12-250153-000	4
	57-2581	Rod End Cap 5/8" I.D. Urethane	12-250153-000	4

**NOTE:**

The items listed above are sold on a per package basis. For example, if you order 3 each of a bushing #7-840, you will receive 3 packages containing 2 bushings in each package (for a total of 6 individual bushings).






**12-2640**

**Follower Link - Brass**

Replaces 12-252346

- Made of Brass for long life
- Critically dimensioned link assures proper pin cycling




**HEAVY DUTY**

**12-2569**

**Cushion Link**

Replaces 12-252069

Hardened alloy steel. Holes are precision machined to provide a smooth pivot surface.




**12-2551**

**Follower Link Bushing**

Replaces 12-252351

High impact and wear resistant urethane is used in the manufacturing of this bushing for the A•2 cushion linkage.



**12-2552**

**Cushion Arm Bolts**

Replaces 12-252352

(Pkg. of 2)




**12-2573**


**Pit Cushion Shock**

Replaces 12-252173

For all A•2 and Jetback.



**12-2543 Double Mount Cushion Bracket (for divisions)**



**12-2542**

**Single Mount Cushion Bracket (shown)**

Replaces 12-252344

A design that picks up all four mounting holes on the kickback top plate. Two of these units can be stacked on top of each other for use on division kickbacks. An existing factory style aluminum bracket can also be stacked on top of one of these. Solves the "bad hole" problem. Comes with X-Pin and mounting hardware.

**12-2541**

**Cushion Mount**

Replaces 12-862839

Manufactured from solid steel. Comes with the special bronze bushing factory installed.

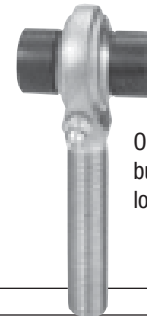


**9-825 Oilite Bearing**

**12-2565**

**Rod End**

Replaces 12-252365



**12-2559**

**Link Plate**

Replaces 12-252359



One-piece, greasable unit replaces old fashioned bushings, spacers and washers. These link plates will last longer and will greatly improve machine triggering.

For all A•2 & Jetback machines.

**12-2550**

**Cushion Arm Rebuild "MINI" Kit**

Our original rebuild kit. A low cost way to get A•2 cushion arms back in shape.

Qty.	Part No.	Description	Replaces
2	12-2640	Follower Link - Brass	12-252346
2	12-2551	Urethane Bushing	12-252351
2	9-325	Bronze Bushing	11-420094
1	9-825	Grooved Bearing	10-424001
2	7-610	Follower Spacer	12-252349
1	7-730	Steel Spacer	12-100185-36
2	7-840	Hardened Bushing	12-252350
1	4-2715	Cap Screw Hex Hd.	10-002001
1	4-2760	Cap Screw Hex Hd.	10-002006
2	4-3328	Socket Head Cap Screw (10-32 x 5/8)	10-009001-1
2	4-7255	Flat Washer	11-190512-1
4	4-7259	Flat Washer	11-190520-1



**12-2549**

**Cushion Arm Rebuild "BIG" Kit**

A larger, more complete rebuild kit for the A•2 cushion arm.

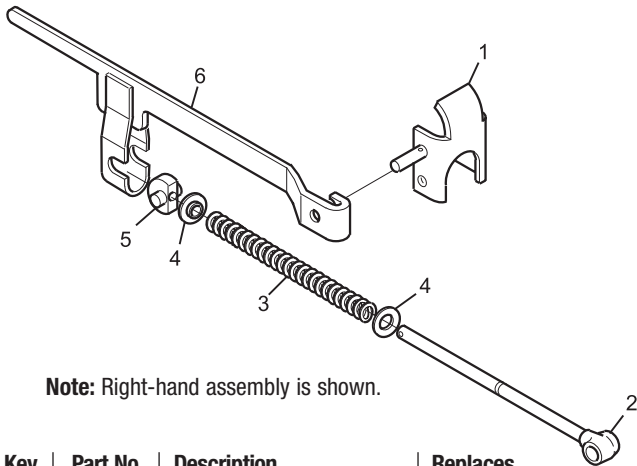


Qty.	Part No.	Description	Replaces
2	12-2640	Follower Link - Brass	12-252346
2	12-2551	Urethane Bushing	12-252351
2	12-2552	Cushion Arm Bolt	12-252352
1	12-2560	Rod End - Uniball	12-252060
1	12-2569	Link	12-252069
3	12-2589	Rubber Bushing	12-250189
2	11-2305	X-Washer Pin (1/4")	11-230005-1
2	9-325	Bronze Bushing	11-420094
1	9-825	Grooved Bearing	10-424001
2	8-250	Nylon Cap Lock Nut	11-121523
4	4-6220	Locknut Nylon Insert	11-170012-001
2	7-610	Follower Spacer	12-252349
3	7-620	Spacer	12-250011-2
1	7-725	Spacer	10-386092
1	7-730	Steel Spacer	12-100185-36
2	7-840	Hardened Bushing	12-252350
1	6-505	X-Washer Pin	10-229601
1	6-515	X-Washer Pin	10-229602
1	4-2160	Cap Screw Hex Hd.	11-001354-1
1	4-2715	Cap Screw Hex Hd.	10-002001
1	4-2760	Cap Screw Hex Hd.	10-002006
2	4-3328	Cap Screw Soc. Hd.	10-009001-1
1	4-6224	Lock Nut	11-170016-1
1	4-6521	Hex Jam Nut	11-125259-1
2	4-7254	Washer (13/16)	11-190511-1
2	4-7255	Flat Washer	11-190512-1
4	4-7259	Flat Washer	11-190520-1



## Pit Frame Service Parts

These parts are designed to fit all existing Brunswick "quick change" type pit frames and the 12-8659 Pit Frame Assembly as well. The clamp levers have been redesigned to make them less vulnerable to bending and distortion.



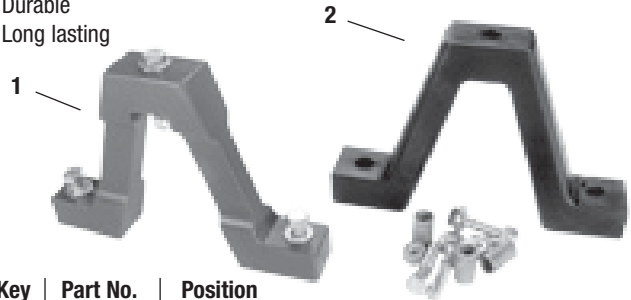
Note: Right-hand assembly is shown.

Key	Part No.	Description	Replaces
1	12-3068	R.H. Clamp & Pin Assembly	12-300168
	12-3069	L.H. Clamp & Pin Assembly	12-300169
2	12-3070	Spring Rod	12-300170
3	12-3072	Compression Spring	12-300172
4	8-161	Stepped Washer	12-300189
5	12-3078	Pivot	12-300178
6	12-3192	R.H. Clamp Lever	12-300192
	12-3193	L.H. Clamp Lever	12-300193

## Urethane Pit Shaker Mounts

Both complete with mounting hardware

- Durable
- Long lasting



Key	Part No.	Position
1	57-3176	Front
	57-3177	Rear
2	58-3176	Front
	58-3177	Rear

9-120  
Bushing Only

## 11-6750

### Rubber Pit Mount

Replaces 90-675000

For mechanics that prefer the traditional pit frame mount. This product utilizes a headed stud that cannot pull out of the mounting washer. Studs that are simply spot welded to the washer have a much higher failure rate.

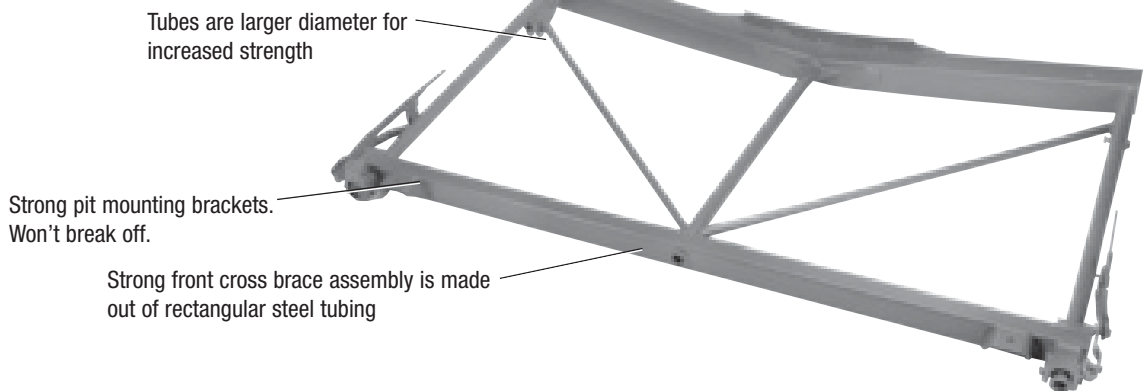


## 12-8659

### Top Pit Frame Assembly (Quick Change Type)

Replaces 12-860659

For customers wishing to replace their existing broken top frames, a direct replacement for the 12-860659 assembly is available.




## 12-8624

### Quick Change Conversion Kit

Replaces 12-860624

Used to convert old style "3 bolt" pit frames over to "Quick Change" operation. This popular kit incorporates the strong rectangular tube design as shown above in the complete assembly.



### 12-8625 Pivot Stud Upgrade Kit

Hardware package to update Brunswick frame conversion kits (12-860608 & 12-860624) to stronger QBC type pivot studs.

## 12-8620 Fiberglass Pit Board Only

This heavy-duty, extremely durable, light-weight fiberglass pit board is designed not only to last much longer than wood pit boards, but it is also designed to minimize the wear and tear on pit frame components.

### Components for Heavy Duty Board and Frame

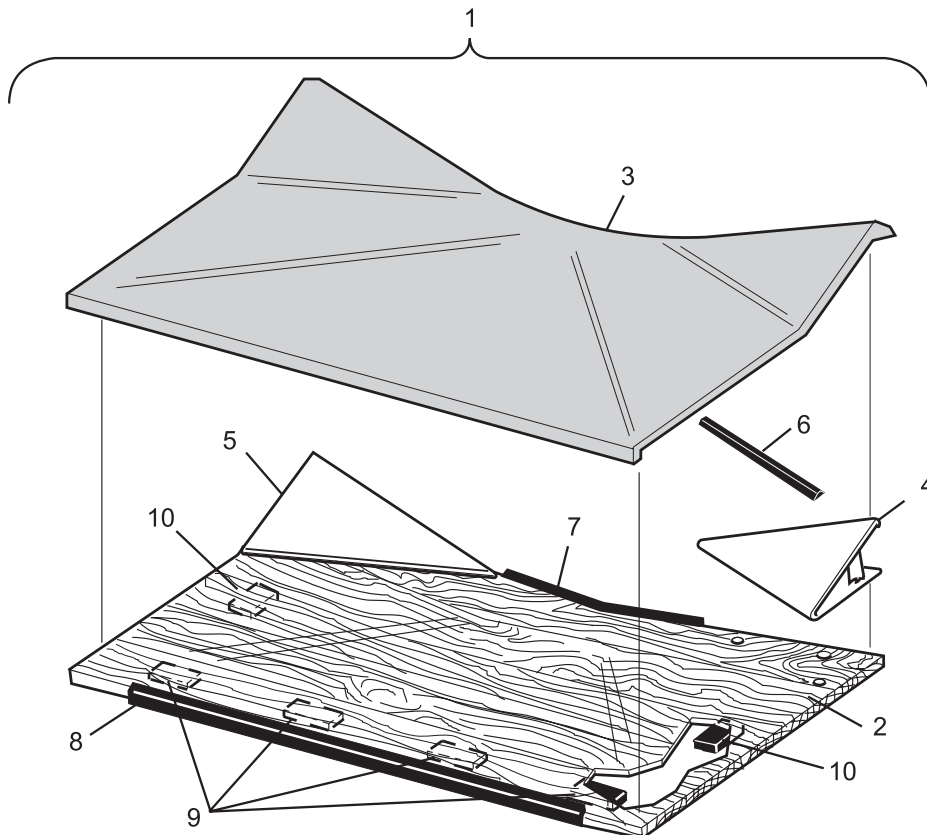
- 12-8696P Rubber Bumper for Clamp
- 12-8696Q 4" Rubber Block
- 12-8696R Rubber Strip



## 12-8691 and 12-8692 Wood Pit Boards (for factory style top frames)

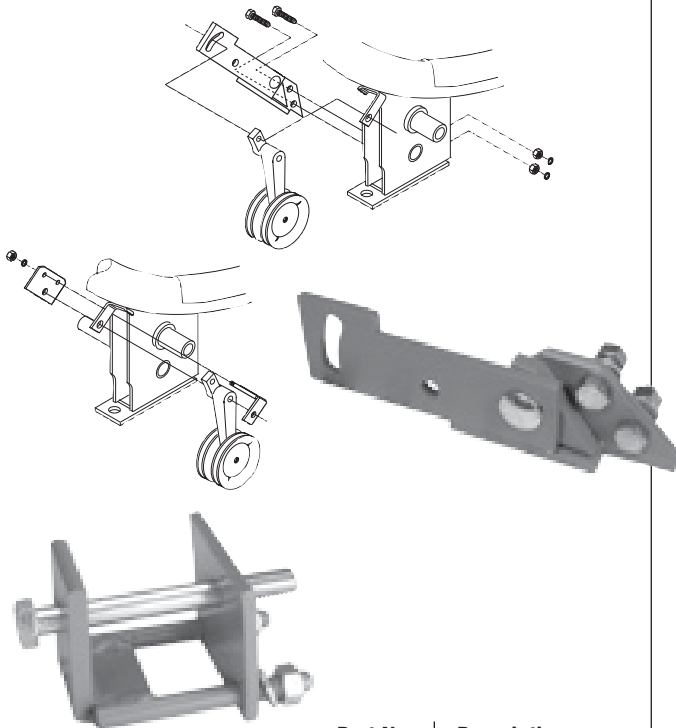
Made only of the finest laminated domestic hardwoods. The popular heavy-duty 10 ply 5/8" pit board is available as a complete assembly. It comes properly set-up to fit all factory style pit frames. For complete assembly, use part number 12-8692.

Key	Part No.	Description	Replaces
1	12-3261	Complete Pit Board Assy. (regular 8-ply 1/2")	12-860620-3
2	12-3260	Plywood Pit Board Only (regular 8-ply 1/2")	12-860620-002
3	12-3103	Pit Carpet	12-300103
4	12-3208	R.H. Metal Deflector	12-300208
5	12-3207	L.H. Metal Deflector	12-300207
	4-5801	Deflector Bolt, Flat Hd. (Pkg. of 10)	12-300093-5
	4-6219	Locking Keps Nut, Deflector (Pkg. of 25)	
6	12-3162	Deflector Cushion	12-300162
7	12-3464	17" L-Shaped Rubber (for regular board)	12-300146-4
8	12-3462	46" L-Shaped Rubber (for regular board)	12-300146-2
9	12-3180	Front Blocks (for regular boards)	12-300180
10	12-3212	Side Blocks (for regular boards)	12-300205-2



## Pit Conveyor Drive Pulley Bracket Repair Kits

The rear arm repair kit is designed to be fully adjustable to fit any pinsetter. The front arm repair kit is used for the most common failure and bolts in place in minutes without any disassembly of the pit conveyor. Both are a must for every mechanic's inventory.



Part No.	Description
12-3001	Front Arm Bracket
12-3002	Rear Arm Bracket

## 12-3103 Pit Carpet

Replaces 12-300103

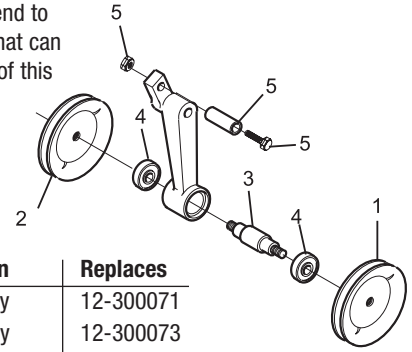
Be careful of others' claims. This is the exact OEM carpet and is the most durable pit carpet available on the market. Changing carpet is not easy. Don't risk using inferior carpet that wears out prematurely or unravels and tangles in the pinsetter. Pit carpet is complete with latex sealed backing to ensure an excellent gluing surface.

**ULTRA DURABLE**



## 12-3150 - Nylon Pivot Kit and Pit Belt Idler Assembly Components

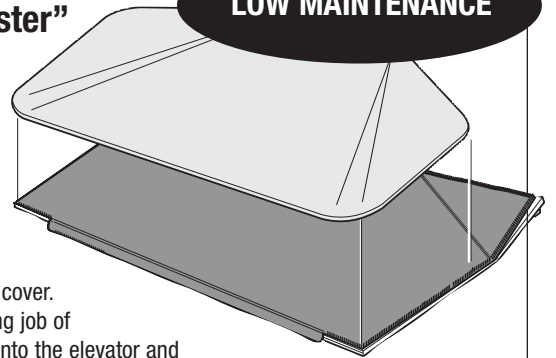
This nylon bushing will put an end to the "frozen" pivot kit problem that can make the adjusting or removal of this assembly such a nasty job. Includes a new pivot bolt & nut and replaces the steel spacer.



Key	Part No.	Description	Replaces
1	12-3071	Small Pulley	12-300071
2	12-3089	Large Pulley	12-300073
3	12-3149	Shaft	12-300149
4	25-006	Ball Bearing	11-430028
5	12-3150	Nylon Pivot Kit	

## 57-3103 "Carpet Master"

**LOW MAINTENANCE**

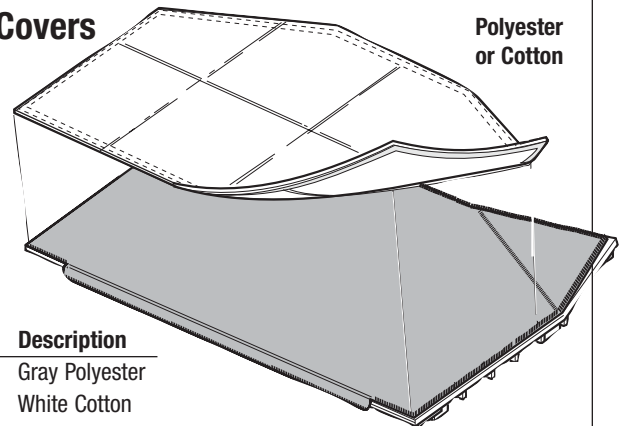


This is the famous urethane pit board cover. Does an outstanding job of speeding the pins into the elevator and is simple to maintain.

**Easier Installation** - Velcro® hook strip on Carpet Master provides quick & positive attachment to existing pit carpet.

## Carpet Covers


**Polyester or Cotton**



Part No.	Description
12-8662	Gray Polyester
12-8663	White Cotton

Whether it's the most popular and economical white cotton cover or the gray high wear polyester, both are machine washable and offer excellent dirt pick up. With the ever increasing amount of lane conditioner being carried to the backend, these covers are critical to keeping pins and balls clean.

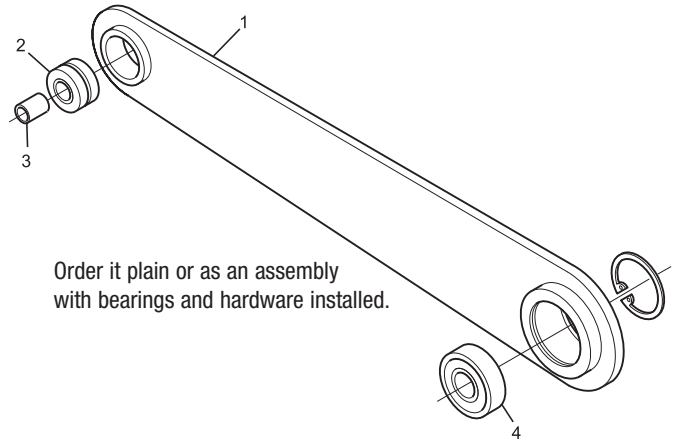
## 12-3168 Jogger Arm Assembly



Key	Part No.	Description	Replaces	Qty.
1	12-3167	Jogger Arm	12-300163	1
2	8-382	Elastomer Bushing (See Note)	11-450001	2
2	25-028	Roller Bearing	11-450001	1
3	25-033	Inner Ring	11-450201	1
4	25-050	Bearing	11-491000	1

**Note:** Use instead of roller bearing. Shock absorbing bushing actually increases life of top frames, pit shafts, jogger arms and mounts.

An improved and rugged version of the jogger arm used on early Model A machines and Japanese machines. Solid steel construction.



Order it plain or as an assembly with bearings and hardware installed.

## Vibrator Shaft Bearing

Self-aligning Pit Shaft Bearing Assembly with grease fitting.




Part No.	Description	Replaces
12-3060	Complete Assembly	12-300160
12-3061	Insert Bearing (Only)	12-300160-3

## 12-3088 Pit Shaft Drive Pulley

Replaces 12-300088

Put an end to the problems caused by old style sheet metal pulleys



Machined from solid steel, this pulley has an **extended mounting boss** that fits over the snout on the pit shaft (one of the spacers is eliminated). This design reduces the possibility of pit shaft damage caused by wobbling pulleys.

## 12-3141 Vibrator Shaft

Replaces 12-300141

The vibrator shaft is the "drive train" of the pit conveyor. Sloppy 2 and 3 piece designs will prematurely wear bearings and potentially cause expensive damage to the pit conveyor. This steel shaft is precisely machined to ensure a tight bearing fit and hardened to prevent wear.

**SOLID ONE-PIECE DESIGN**

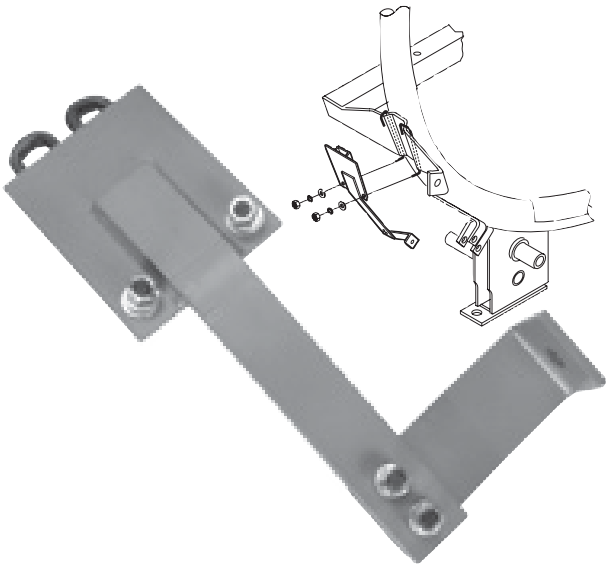


**12-4039**  
**Ball Wheel Bracket Repair Kit**

**12-4039H**  
**Ball Wheel Hardware Kit**

**12-4039J**  
**Ball Wheel Bracket Repair Kit (Japanese)**

This repair kit is a great solution for broken lower ball wheel guard brackets. This permanent repair requires no drilling, tapping or welding. The specially shaped weldment on the rear of the mounting plate locks the repair bracket onto the elevator frame. Don't risk damaging the elevator frame by drilling and tapping when this permanent repair clamps on in minutes.



**58-4168**  
**Ball Stop Assembly**

**NEW!**

This urethane assembly prevents expensive ball damage by keeping balls out of the pin wheel.

- Prevents balls from driving under the lift rods, reducing ball damage
- Includes mounting hardware



**12-4036**  
**Urethane Wheel Guards**

Replaces  
**90-400840-600**

Carriage Bolt - Order **4-5702**

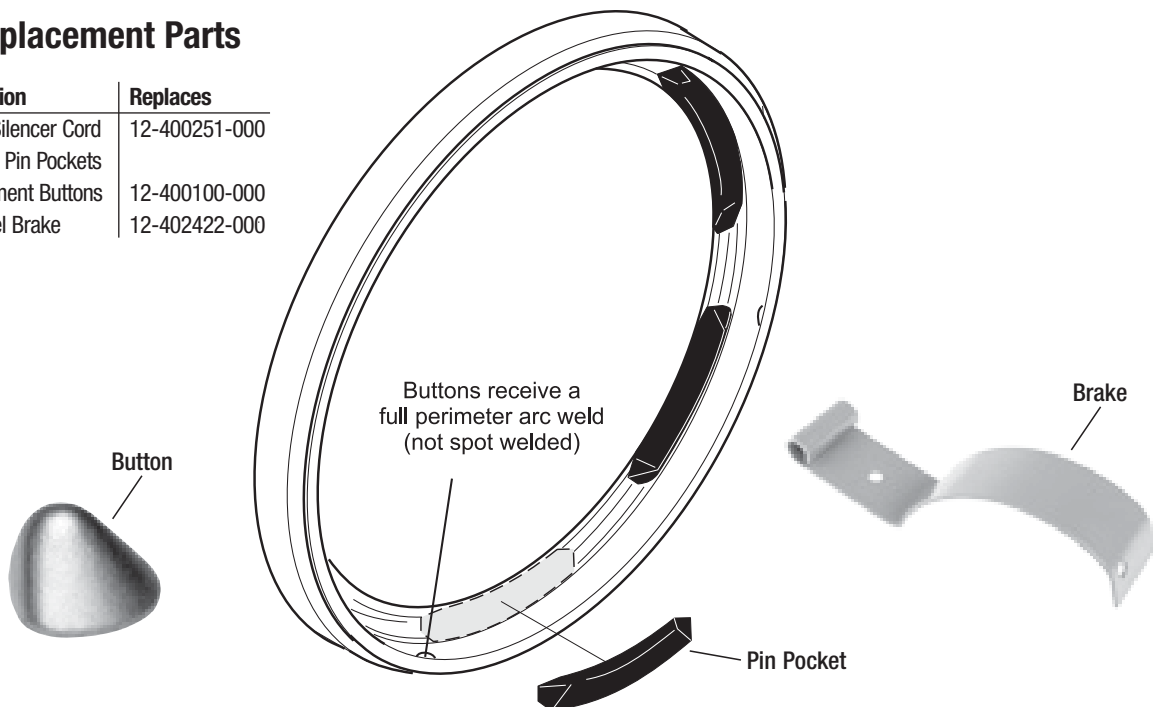
Hex Jam Nut - Order **4-6420**

A thick and rigid wheel guard, it is designed with slotted mount holes. The universal fit design allows the guard to be installed on either side of the elevator. Shipped complete with mounting hardware.




**Pin Wheel Replacement Parts**

Part No.	Description	Replaces
12-4201	Rubber Silencer Cord	12-400251-000
12-4250B	Urethane Pin Pockets	
12-4010	Replacement Buttons	12-400100-000
12-4242	Pin Wheel Brake	12-402422-000



## Pin Wheel Drive Pulleys

Solid steel bar stock machined to spec and fitted with Oilite Bearings.




Key	Part No.	Description	Replaces
1	12-4026	Model A & Jetback	12-400126
2	12-4226	A•2 (New or Converted)	12-402126

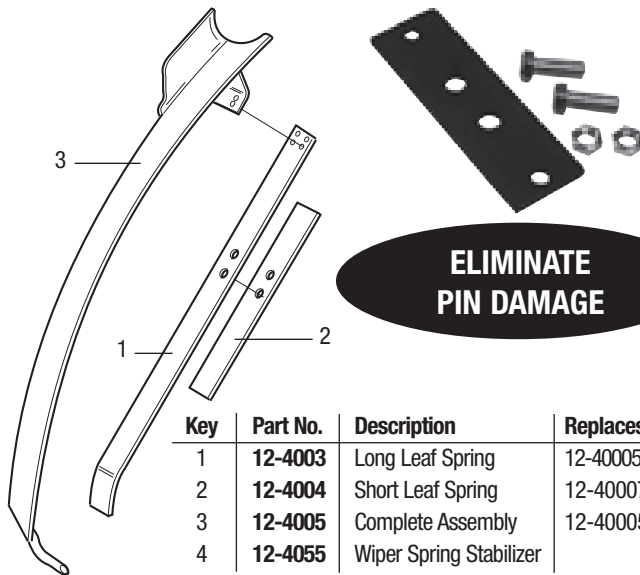
## 12-4052 (Model A) Ball Lift Rod Studs

## 12-4056 (Model A•2) Ball Lift Rod Studs

This ball lift rod stud design means no more hammering or spreading lift rods to free them from the ball lift rod studs. These studs offer increased holding strength and allow for breakdown of lift rods quickly when replacing rod covers. Each stud includes a special hardened bolt which virtually eliminates shearing.



## Pin Wiper Assembly & Leaf Springs

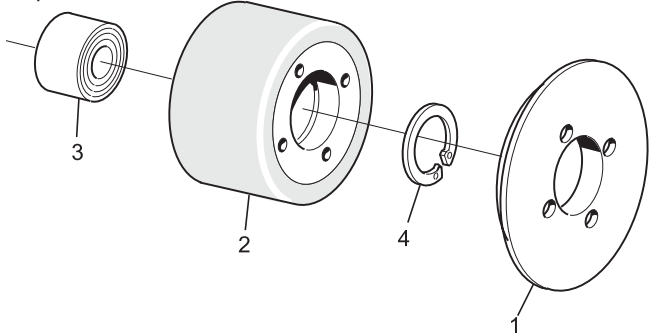


Key	Part No.	Description	Replaces
1	12-4003	Long Leaf Spring	12-400055-003
2	12-4004	Short Leaf Spring	12-400071
3	12-4005	Complete Assembly	12-400055
4	12-4055	Wiper Spring Stabilizer	

## 12-4266

## Upper Pin Wheel Guide Roller

Replaces 12-400266

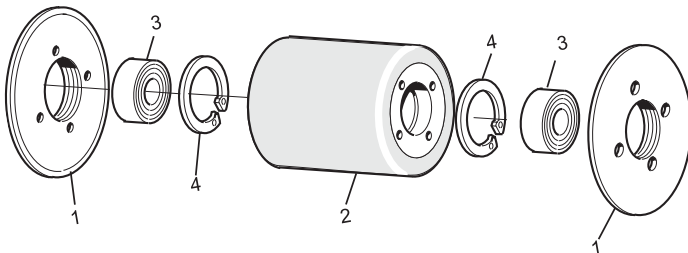


Key	Part No.	Description	Replaces
1	12-4265	Nylon Flange	12-400265
2	12-4264	Hub & Tire (Urethane/Steel)	90-400264
3	25-023	Ball Bearing (Extra Wide)	11-432000
4	4-8155	Retaining Ring (Pkg. of 10)	11-530522

## 12-4263

## Lower Pin Wheel Guide Roller

Replaces 12-400263



Key	Part No.	Description	Replaces
1	12-4262	Nylon Flange	12-400262
2	12-4261	Hub & Tire (Urethane/Steel)	90-400261
3	25-011	Ball Bearing	11-430013
4	4-8165	Retaining Ring (Pkg. of 20)	11-531020

## 12-4267

## Corded Magnetic Clutch

Replaces 12-862163

The Magnetic Clutch has been specifically designed for the pinsetter. Features include a replaceable bearing, extra strong retaining lug, quality plug and a solid steel cord restraint.




### Spare Parts

25-059	Bearing
4-8555	Shaft Key



## Ball Wheel Guide Rollers - Upper and Lower

These top quality urethane guide rollers are produced using a proprietary process to maximize the bonding of the urethane to steel hubs for long life. The manufacturing processes ensures that precise control is maintained over the molding of both the urethane tires as well as the nylon flanges. Assemblies utilize only name brand replaceable bearings. Don't risk buying cheap rollers which were produced using 1970's technology. Offered here are two types of urethane rollers, hard and soft, to satisfy bowling needs.




### Upper Ball Wheel Guide Rollers

Key	Part No.	Description	Replaces
	<b>12-4272</b>	Complete Assy. (Soft)	12-400272
	<b>90-4272</b>	Complete Assy. (Hard)	
1	<b>12-4271</b>	Hub & Tire (Soft)	12-400271
	<b>90-4271</b>	Hub & Tire (Hard)	12-400271
2	<b>12-4269</b>	Nylon Flange	12-400269
3	<b>25-005</b>	Replaceable Radial Ball Bearing	11-430004
4	<b>4-4113</b>	F.H. Cap Screw, Pkg. of 10 (Hard)	11-007180-1

### Lower Ball Wheel Guide Rollers

Key	Part No.	Description	Replaces
	<b>90-4268</b>	Complete Assy. - Grooved (Hard)	12-400268
	<b>90-4240</b>	Complete Assy. - Smooth (Hard)	12-400240
1	<b>90-4258</b>	Hub & Tire - Smooth (Hard)	90-400258
1	<b>90-4260</b>	Hub & Tire - Grooved (Hard)	
2	<b>12-4257</b>	Nylon Flange	12-400257
3	<b>25-011</b>	Replaceable Radial Ball Bearing	11-430013
4	<b>4-4113</b>	F.H. Cap Screw, Pkg. of 10 (Hard)	11-007180-1

## 12-8623 Heavy Duty Guide Roller



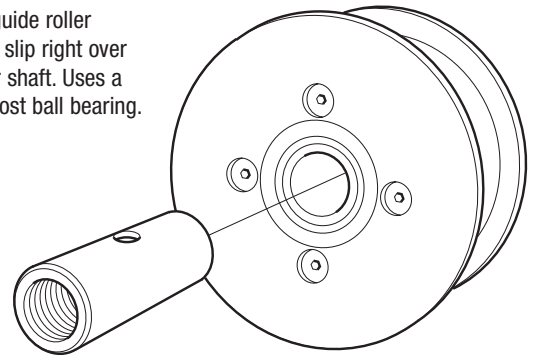
This unit is designed to replace the pair of upper ball wheel guide rollers on the lift rod side of the machine. The solid urethane roller is better suited to handle the heavy load force of the ball wheel as it picks up a ball. Innovative mounting bracket design provides easier installation and adjustment.

#### Spare Parts

<b>12-8623A</b>	Hub & Tire
<b>12-8623B</b>	Nylon Flange
<b>12-8623C</b>	Bearing Shaft
<b>12-8623J</b>	Mount Bracket
<b>12-8623H</b>	Belt Guard
<b>25-006</b>	Bearing
<b>4-9012</b>	U-Bolt

## Guide Roller Shaft Repair

These special guide roller assemblies will slip right over a worn elevator shaft. Uses a standard, low cost ball bearing.




Part No.	Description	Replaces
<b>12-4256</b>	Guide Roller Replacement Shaft (for elevators with replaceable shafts)	12-400256
<b>12-4230</b>	Guide Roller Assembly - Smooth (designed to fit over worn shafts)	12-400240
<b>12-4238</b>	Guide Roller Assembly - Grooved (designed to fit over worn shafts)	12-400268
<b>12-8629C</b>	Bearing (for above guide rollers)	



## Idler Arm, Pivot Stud & Springs


The grease fitting added to the Idler Arm, provides an easy means of lubing this assembly; keeping the arm from seizing on the shaft.



Part No.	Description	Replaces
12-4054	Idler Arm Assembly	12-400254
9-705	Oilite Bearings for 12-4054	
12-4027	Pivot Stud	12-400027
12-4002	Spring, Ball Wheel Belt Idler	12-400042
12-4040	Spring, Cross Drive Belt Idler	12-400040
12-4094	Spring, Motor to Elevator Idler	12-400194

## Elevator Sheaves

Part No.	Application	Dia.	Replaces
12-4353	Ball Wheel Belt Drive	5.00"	12-400035-3
12-4354	Jack Shaft Cross Drive	12.00"	12-400035-4
12-4356	Small Rear Cross Drive	3.00"	12-400035-6
12-4358	Cross Conveyor Drive	4.25"	12-400035-8
12-4359	Long Turret Drive	2.25"	12-400035-9



## Adjustable Tension Spring



Key	Part No.	Description	Replaces
1	12-4086	Spring	12-400051
2	12-4087	Spring Hook	12-402051

## Lift Rod Ball Wipers

A great ball wiper cloth that will help win the battle against dirt & oil. Slips onto the ball lift rods and fastens using Velcro®. Machine wash as necessary to maintain clean conditions.

Part No.	Will Fit
53-8608	All Lift Rods

## Belt Idlers - Machined Steel


Machined steel idler pulleys complete with ball bearings and snap rings installed. They are more economical, last longer and run truer than the old sheet metal style pulleys.

Part No.	Application	Replaces
26-4009	Round Belt Groove (Cross Conv. Drive)	12-400209
26-4019	3" dia. Flat Groove (Long Turret Belt)	12-400219
26-4021	V Groove (Elevator & Turret)	12-400221
26-3075	V Groove (Pit Conveyor Belt)	12-300075
25-061	Replacement Bearing for above Pulleys	12-400819
26-4097	5-1/2" Flat Groove (Elevator)	12-400297
25-062	Replacement Bearing for 26-4097 Pulley	11-430032
26-4534	Cross Conveyor	12-450034
25-063	Replacement Bearing for 26-4534	



## 12-4810 Universal Jack Shaft

A precision machined Jack Shaft that is designed to fit either side of the elevator. Special attention is given to the size of the bearing journals to assure proper bearing fits.



Key	Part No.	Replaces
1	12-4810	12-400810
2	25-001	10-430001

With the ball wheel pulley keyslot moved to the opposite end of the shaft, it eliminates interference when using the shaft with a magnetic clutch.

## 12-8678

### A•2 Lift Rod

Combine the solid steel plate clapper box with the heat treated rods, and you have the strongest Lift Rod Assemblies ever manufactured. Assemblies come complete with a "textured" natural rubber lift rod cover and a lift rod cap kit (12-4185).



### Lift Rod Cap Kits

These high strength caps prevent damage to bowling balls that result from the ball coming into direct contact with the steel ball lift rods. Includes clamps and cable ties for easy installation.



Part No.	Description	Replaces
12-4185	A•2 and Jetback Lift Rods	12-862860-000
12-4186	"A" Lift Rods	12-860614-000

## 38-4049

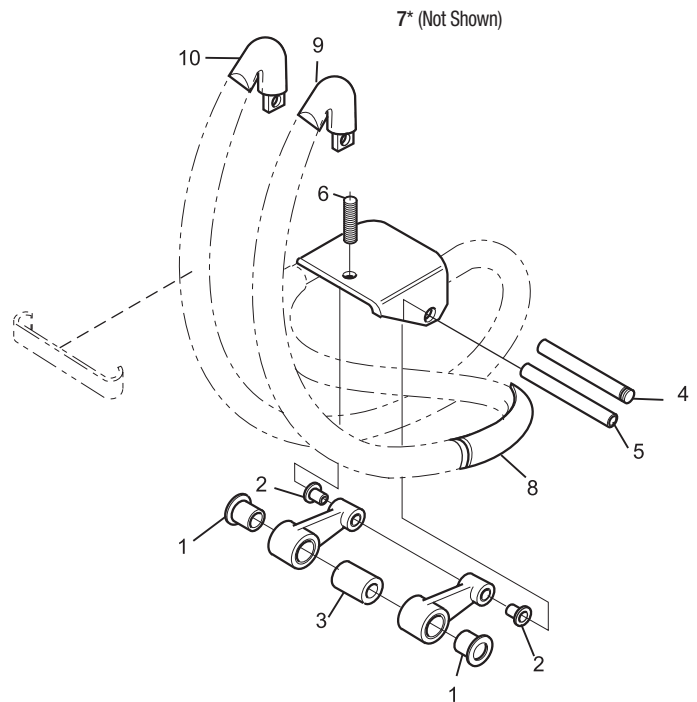
### Deluxe Rubber Ball Lift Rod Cover Installation Tool



Now there is no longer the need to have a second person assist when installing a rubber ball lift rod cover. Simply attach the tool's quick disconnect fitting to an air compressor and insert the adapter at the other end of the tool into the end of the rod cover. Control the air flow with the convenient foot control while having both hands free to guide the cover on the lift rods. This convenient tool comes with a 6 foot inlet and 6 foot outlet hose to allow plenty of unrestricted work area.

## Lift Rod Sub-Assembly

Key	Part No.	Description	Replaces	Qty.
1	9-765	Large Oilite Bearing	12-400199	2
2	9-735	Small Oilite Bearing	11-421041	2
3	7-980	Steel Spacer	12-400289	1
4	12-4053	Pin (Old Style)	12-400053	1
5	12-4848	Pin (New Style)	12-400848	1
6	4-5904	Adjusting Screw	11-102262-1	2
7*	12-4102	Pin Deflector Cord	11-606200	5
	12-4103	Hook (Not Shown)	12-402429	5
8	12-4109	Lower Rod Cap	12-402432	1
9	12-4107	Small Upper Cap	12-402042	1
10	12-4108	Large Upper Cap	12-402043	1



## 38-4049

### Deluxe Rubber Ball Lift Rod Cover Installation Tool



Now there is no longer the need to have a second person assist when installing a rubber ball lift rod cover. Simply attach the tool's quick disconnect fitting to an air compressor and insert the adapter at the other end of the tool into the end of the rod cover. Control the air flow with the convenient foot control while having both hands free to guide the cover on the lift rods. This convenient tool comes with a 6 foot inlet and 6 foot outlet hose to allow plenty of unrestricted work area.

## Gum Rubber Rod Covers

Two styles to choose from, the standard OEM and the oil resistant lift rod cover. The oil resistant cover uses a special formula that will stand up to conventional lane oils and provides longer life.



**12-4049R  
OIL RESISTANT**

Part No.	Length	Description	Replaces
12-4049R	50 feet (shown)	Oil Resistant	12-400048-91
12-4048	90 inches	Standard Rubber	12-400048-5
12-4049	50 feet	Standard Rubber	12-400048-91
38-4048	Installation Air Fitting		

## Urethane Rod Cover (Sets)

The two choices of durometer are produced using a special formulation of urethane to maximize the life of the cover. It does not absorb oil which can cause premature failure of rod covers. Each set includes three 40" pieces for easy installation.

- The Brown cover has a slightly smaller inside hole diameter which gives it the greatest resistance to twisting but also makes it a little more difficult to install.
- The Blue product is softer and more flexible.
- Each part consists of three 40" pieces.



Part No.	Color
12-4350	Brown - Hard
58-4350	Dark Blue - Soft

## 12-8681 Ball Jam Eliminator

DESIGNED BY A  
MECHANIC FOR MECHANICS

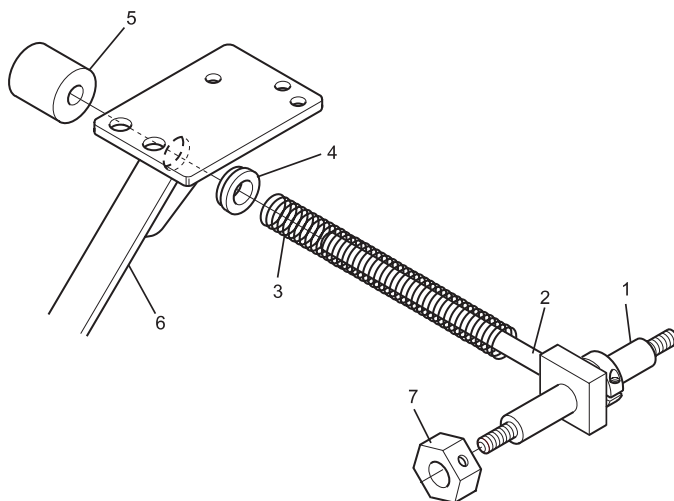
This product mounts to the bottom of the lift rod and prevents ball jams between the Pit Cushion and the Ball Lift Rod Assembly. Installs in minutes using the included mounting hardware and installation instructions.



No pinsetter is complete without one.

## Spring Rod Assembly

Key	Part No.	Description	Replaces
1	12-4051	Stud (Model A, Mini-Jet)	12-400051
	12-4251	Stud (A•2, Jetback)	12-402051
2	12-4093	Spring Rod	12-400193
3	12-4021	Spring (A•2, Jetback)	12-402121
	12-4022	Spring (Model A, Mini-Jet)	12-400122
4	12-4803	Steel Wear Bushing	12-400803
5	12-4123	Urethane Rod Bumper	12-400123
6	12-4033	Track Support	12-862180
7	12-4030	Shaft Collar	12-400300



## Ball Wheel Kicker Strips

Part No.	Description
58-4135	PVC kicker strips (tan color/12 pk) Self adhesive back
58-4136	20' roll of rough top PVC belting installs with contact cement
58-4150	23.5' roll of Cork/Rubber blend with 3M adhesive back

THREE  
POPULAR DESIGNS



NEW!

## 12-4093 Spring Rod


Replaces 12-400193

The Spring Rod features a long threaded section for more adjustment range. This helps compensate for wear in the lift rod assembly and ball wheel location variances. Additionally, the shaft is hardened to reduce wear and prolong its service.



### Belt Guard

Prevents belt burns on bowling pins in the event of a turn pan jam. Solid, welded steel construction, easiest guard to adjust and install.



Part No.	Description
12-4587	Fits USA built machines. Replaces 12-450087
12-4588	Fits Japanese built machines. Replaces 12-450088

### 58-4231

#### Turn Pan Cam - Urethane

Replaces 12-402434

A tough, non-marking solution to turn pan problems.



### 26-4534

#### Top Idler Pulley

Replaces 12-450034

Why settle for an inferior 2-piece sheet metal pulley when there's a solid steel pulley? No need to worry about bolts coming loose or flimsy sheet metal bending and damaging belts. 2-piece sheet metal pulleys claim to have a replaceable bearing, yet the sheet metal is likely to have worn out long before the bearing. Not the case with this solid steel pulley.




Part No.	Description
26-4534	Idler Pulley Assembly
25-063	Replaceable Bearing

### 12-4532

#### Latch Assembly

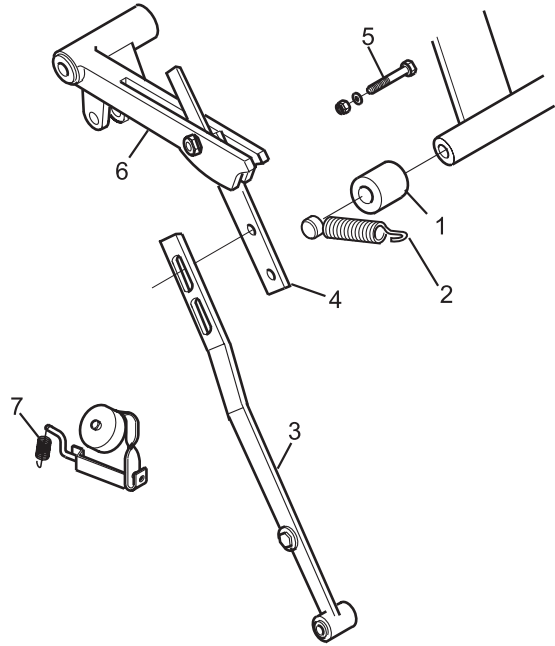
Replaces 12-450032

Includes the 8-330 hardened shoulder bolt



A worn latch assembly can lock and unlock a gate improperly and cause turret jams. This solid cast iron latch assembly is machined precisely to open and shut without interfering with the pin gate strap. All the critical wear areas are heat treated to provide long life. Includes all the oilite bearings and a hardened shoulder bolt.


### Pin Gate Latch & Strap Assembly



Key	Part No.	Description	Replaces	Qty.
1	12-4564	Nylon Roller	12-450064	1
2	8-369	Tension Spring	12-450051	2
3	12-1527	Linkage Assembly	12-150227	1
4	12-1557	Strap (Hardened Steel)	12-150057-003	1
5	8-330	Shoulder Bolt & Nut Assy.	12-252016	2
6	12-4532	Latch Assembly	12-450032	1
7	8-371	Tension Spring	12-450079	2

### 12-4076

#### Snubber Nut Plate



Such a simple improvement, but what a BIG difference. The Snubber Nut Plate replaces those hard to reach snubber bolt nuts. This design allows for "one hand tightening," giving use to the other hand to hold the snubber in its proper position.

### 12-4075

#### Snubber

Replaces 12-450075

A MIG welded assembly that is then polished and hard-plated to provide a smooth surface for the pin.

Improved shape provides better pin delivery.



## 12-5055 Y Switch Plate Mount


Replaces 12-502155



A tough urethane mount bushing for the transition plate.  
(Pkg. of 10)

## Urethane Y Switches

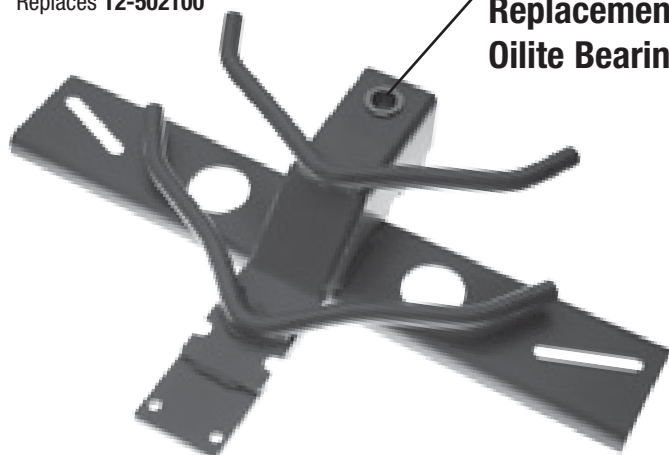
Two Y-Switches are offered to meet the demands of center mechanics. The blue Y-Switch is a very thick and heavy unit, while the black Y-Switch is lighter in weight and lower in cost.



Part No.	Color
12-5059	Black
58-5153	Blue

## 12-5210 Y Track Assembly

Replaces 12-502100



9-725  
Replacement  
Oilite Bearing

### Reinforced bottom plate won't break

- Strong, welded reinforcement eliminates breakage across the mounting holes for the Y-switch plate.
- Rods are formed for optimum ball transfer and microfinished to protect balls from damage.
- No special mounting hardware needed.

## 58-5255 Y Switch Bumper (Pull-Thru)

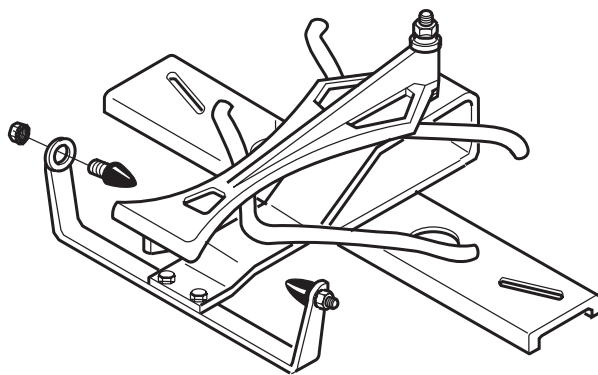
Replaces 12-502154

A solid urethane bumper for all Y-switches.  
(Pkg. of 10)



## 12-5054 Y Switch Bumper (Bolt-On)

Replaces 12-502154



Bolt-on design simplifies installation. Urethane bumper is slightly harder than the pull-thru style making it ideal to use with urethane Y-switches.

## 12-5134 Y Switch Shaft

Replaces 12-502134

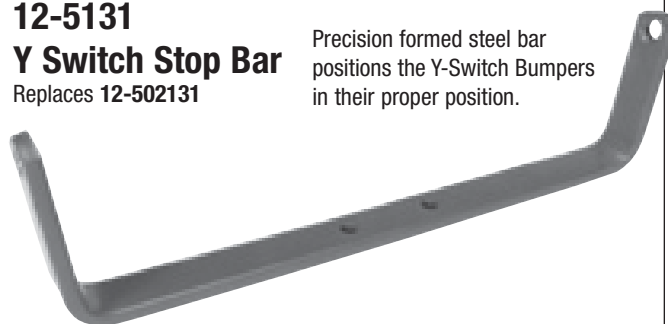


Longer threads allow shimming of Y-switch.

## 12-5131 Y Switch Stop Bar

Replaces 12-502131

Precision formed steel bar positions the Y-Switch Bumpers in their proper position.




## 10-7040

### Accelerator Motor

Replaces 12-802059-004

Motor shaft is 5/8". Order appropriate pulley. See page 41.

- 115/208/230 Volt - 50/60 Cycle
- 1/2 Horsepower
- 3450/2850 RPM
- Push Button Thermal Overload
- Heavy Duty Internal Shaft
- Totally Enclosed - Fan Cooled
- Mechanical Internal Switch




## 12-8830

### Accelerator & Booster Relay

Replaces 12-862830

The proper relay for A•2 accelerators and Jetback ball boosters. May also be used in Japanese power lift control boxes that require a relay with two sets of contacts.

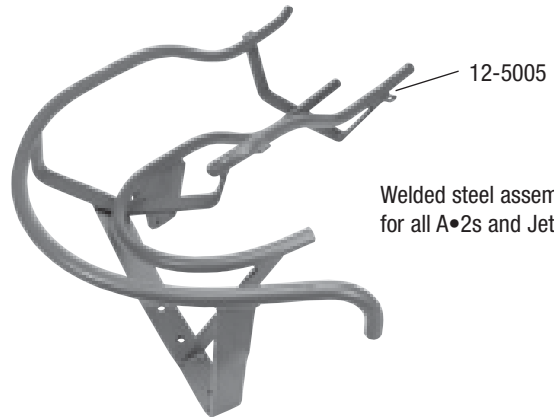


## Ball Boosters & Parts

Complete factory style ball boosters for upgrading Model A machines to Jetback style returns or when removing ball accelerators. Parts are fully interchangeable with factory original units.

Part No.	Description	Replaces
52-1000	Ball Booster Assy. - 50/60 Cycle, 110/220 VAC	12-862602-008
52-1030	Drive Shaft	12-502611-000
52-1033	Drive Hub	12-502613-000
52-1028	Bearing Mount Flange	11-413051-000
25-067	Bearing	11-413001-000
10-7042	Motor - 110/220, 60 Hz	12-802059-003

## Internal Ball Track



Welded steel assemblies for all A•2s and Jetbacks.

Part No.	Description	Replaces
12-5005	Curved A•2 Internal Track	12-502105
12-5015	Straight A•2 Internal Track	12-502115

## 12-8609

### Accelerator Ball Wiper

Replaces 12-252377



Simply lay this ball wiper in the belly of an A•2 ball accelerator pan. Machine washable.

## 12-4033

### Track Support

Replaces 12-862180

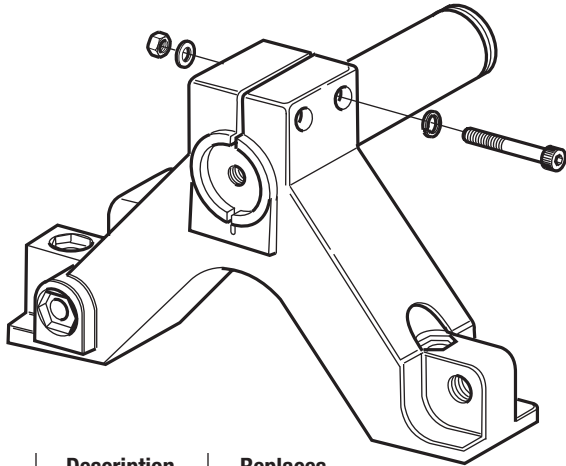


This steel lift rod support eliminates the problems common to the aluminum type that it replaces. With the track support, bolts will no longer seize or break off in a casting. Also, the top plate is an integral part of the welded assembly and will not loosen up.



## 12-5303 Pulley Support Bracket

A heavy duty aluminum casting. This innovative design allows for much easier installation and removal of the shaft.



Part No.	Description	Replaces
12-5303	Bracket	12-502303
12-5502	Shaft	12-502353

## 12-5251 Accelerator Pulley Assembly

Replaces 12-502349-600

A precision machined casting that is hard anodized for wear resistance and fully balanced for smooth running operation. Assembled complete with bearings and internal spacer. Available with a high crown profile.




## Accelerator Drive Pulleys

Six different accelerator drive pulley diameters allow for fine tuning the speed of the ball return system. Pulleys are available for either 1/2" or 5/8" motor shafts.

QBC Part Number		Pulley Diameter
1/2" Motor Shaft	5/8" Motor Shaft	
12-5274	12-5284	1-1/2"
12-5275	12-5285	1-11/16"
12-5277	12-5287	2-1/32"
12-5278	12-5288	2-23-32"


## Preference System Parts

Key	Part No.	Description	Replaces	Qty.
1	8-247	Mercury Switch	53-100247	1
2	8-373	Tension Spring	12-502114	2
3	8-376	Tension Spring	12-502167	2
4	10-6901	Ball Joint (Regular Style)	10-690001	1
5	10-6902	Ball Joint (Heavy Duty)	10-690001	1



## 12-8610 Dropsweep Ball Wiper

A great new ball wiper cloth that attaches to the metal dropsweep covers. Comes with Velcro® strips as well as grommets and pins. Reversible, easy to change and effective.



**INNOVATIVE**

**BALL RETURN PARTS**

## 53-8655

### Power Lift Clutch (Standard Duty)

Replaces 53-860555



Same style of construction as current factory units.  
Replaceable clutch element, hardened shaft for longer life.

#### Spare Parts

25-157	Clutch Bearing
53-8655B	Inner Ring

#### Spare Parts (Heavy Duty)

25-017	Replacement Ball Bearing
--------	--------------------------

## 19-2437 Transition Track Assembly and Leather Pad

Replaces 19-204370

Complete assembly offered  
with leather.



## 58-2411 Pad Only

Replaces 19-204375

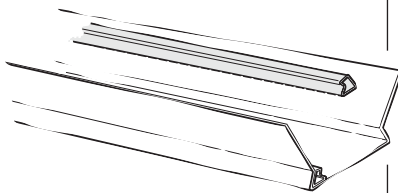
A tough, long lasting belting material is used  
to replace the old leather pad.



## 124-2610 A•2 Vinyl Track Insert

Replaces 53-520095-014

Manufactured utilizing a  
durable non-marking vinyl,  
these inserts will stand  
up to the most aggressive  
bowling ball coverstocks on  
the market. Length is 74".



## 124-2020 Power Lift Drive Shaft

Replaces 53-520066-000

A precision machined  
replacement for the Power  
Lift Drive Shaft. Extra care is  
taken to assure proper bearing fits.

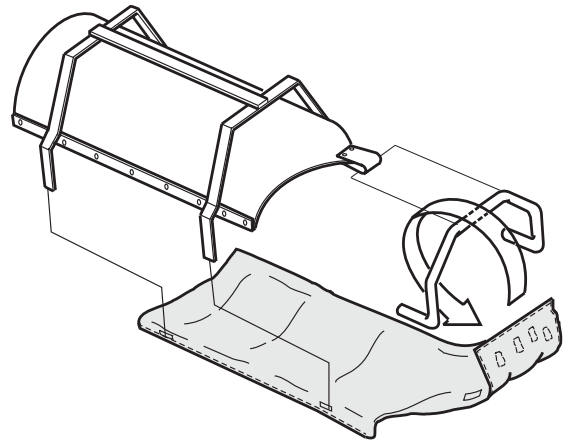


## 53-8604

### A•2 Retarder Ball Wipers

Replaces 53-520405

Wipes the customer's bowling ball just before it enters the power lift.  
Attaches to the leather retarder frame. Wash as required to maintain  
clean conditions.



Replacement Wiper only - 53-8606

## 124-5120 Retarder Carpet Strip

Replaces 19-204352

The same high quality woven nylon  
carpet sold for the pit board.



## 124-2435 Retarder Carpet & Backing Plate Assembly

Replaces 19-204350

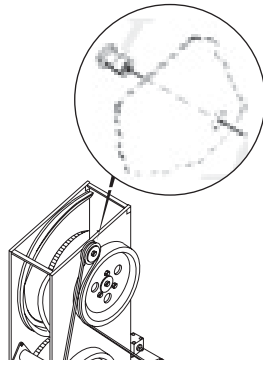
Allows quick and easy  
replacement of worn retarder  
carpet strips. Eliminates the  
hassle of stripping off old  
carpet and gluing on new  
carpet.



## 53-5227

### Bearing Stud

Low profile oval head stud replaces the original hex head stud found in all lifts with belt tension adjustment slot.




**ELIMINATES BALL DAMAGE**  
caused by factory style hex head bearing studs

## 53-5299H

### Power Lift Motor

Replaces 53-860322-010

- 110/220/115/230 Volt – 50/60 Cycle
- 1/3 Horsepower
- Continuous Duty
- 950/1150 RPM
- 5/8" Shaft
- Push button thermal overload reset
- For 48 or 56 ball lift frames



## 53-5299

### Power Lift Motor

Replaces 53-860322-010

- Universal voltage
- 115/208/230 Volt - 50/60 Cycle
- **1/4 Horsepower**
- Push Button Thermal Overload
- 5/8 Inch Shaft
- 1150/960 RPM

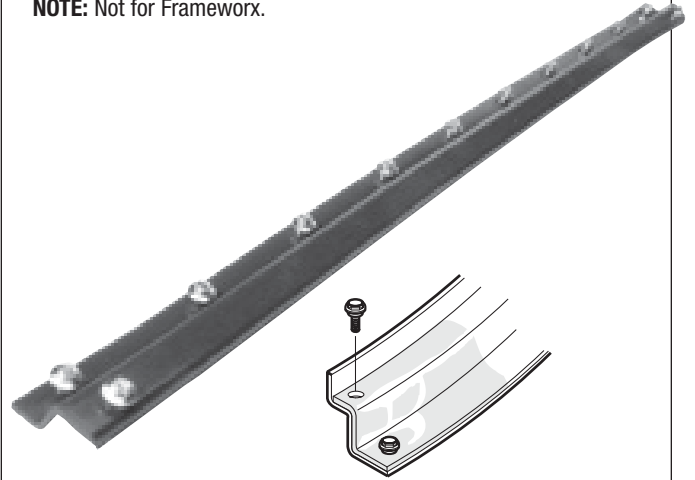
## Urethane Power Lift Tracks

Replaces 90-520171

Replace the original two-piece rubber and leather assembly with a one-piece long lasting urethane track. Choose from these original brown or blue tracks. Both are top of the line products that are easy to install and provide excellent ball movement through power lifts. All tracks ship with washer headed fastening bolts.

Only for B2000 and before.

**NOTE:** Not for Frameworkox.



Part No.	Track Description
124-2034	Soft Brown Urethane - includes 12 washer head bolts
58-2434	Blue Urethane - includes 12 washer head bolts
8-188	Washer Head Bolts (Pkg. of 48) Can be used to upgrade existing installations. They work with most types of urethane tracks.

## Power Lift Tires



Part No.	Description
57-2036	Urethane "V" tire bonded to aluminum hub

## 90-5260

### Reactive Urethane Foam Ball Lift Tire

Replaces 90-520060-600




The recent coverstock changes and the substantial increase in the amount of lane oil being used, created a need for a radically different design. This tire has been designed to address extreme conditions. Whether it's taking the impact of a speeding 16 lb. reactive resin ball or lifting an oil soaked 6 lb. plastic ball.

**12-7581  
Silicon Rectifier**


Replaces **12-750079**

This product represents the latest technology in power rectifier design. It is far more durable than the original selenium stack types. Fits all machines including Japanese. Wiring instructions included.



**OEM Style Cycle Solenoid**

Plastic encapsulated coil keeps out dirt and grime. Complete with plunger.




Part No.	Description	Replaces
<b>10-6802</b>	115 Volt 50/60 Hz	10-688009
<b>10-6803</b>	208-230 Volt 50/60 Hz	10-688003
<b>10-6804</b>	Plunger (only)	10-688003-3

**12-1091  
Recycle Solenoid**

Replaces **12-100291**

Fits Model A machines. 208/230 volt coil.



**Micro Switch Kits**

Jam switches are easy to rebuild using these original equipment kits. Each kit contains the main switch, seal boot, gaskets and all related hardware including new mounting bolts.




Part No.	Description
<b>12-8615</b>	Rebuilds the cross conveyor jam switch only
<b>12-8616</b>	Rebuilds all jam switches except cross conveyor

**12-7254  
Pinsetter Transformer**

Replaces **12-862164** and **12-862165**


The right transformer for all pinsetters including the Japanese built. 5 black leads and 4 colored leads.



**12-8600  
Solid State Time Delay Module**

Replaces **12-862890**

A modern, circuit board based Time Delay Module for all A•2 and Jetback machines. No relays, reed relays or fragile point to point wiring used. Works on U.S. and Japanese pinsetters including adjustable time delay.



## Japanese Machine Relays

Direct replacements for the Motor Start and Recycle relays found in Japanese-built pinsetters.


Part No.	Description	Coil	Replaces
J-24	Motor Start Relay	24 v	12-782155
J-100	Motor Contactor	100 v	12-782221

## 12-7527

### Motor Start & Recycle Relay

Replaces 12-862827 and 12-862829

The original relay with 3 sets of contacts. It may be used in all vintages of American electrical control boxes. Used for both Recycle and Motor Start applications.



**NEW!**

## 12-2303


### Plug-In Motor Start Relay

Replaces 12-862827 and 12-862829

NEW! This new Motor Start Relay offers better durability and performance. The solderless design is easily installed in A and A•2 machines.



## Pinsetter Circuit Breakers



Part No.	Description	Replaces
12-7554	Circuit Breaker w/Bracket	12-860627


## 10-6705

### Motor Contactor

Replaces 12-862111

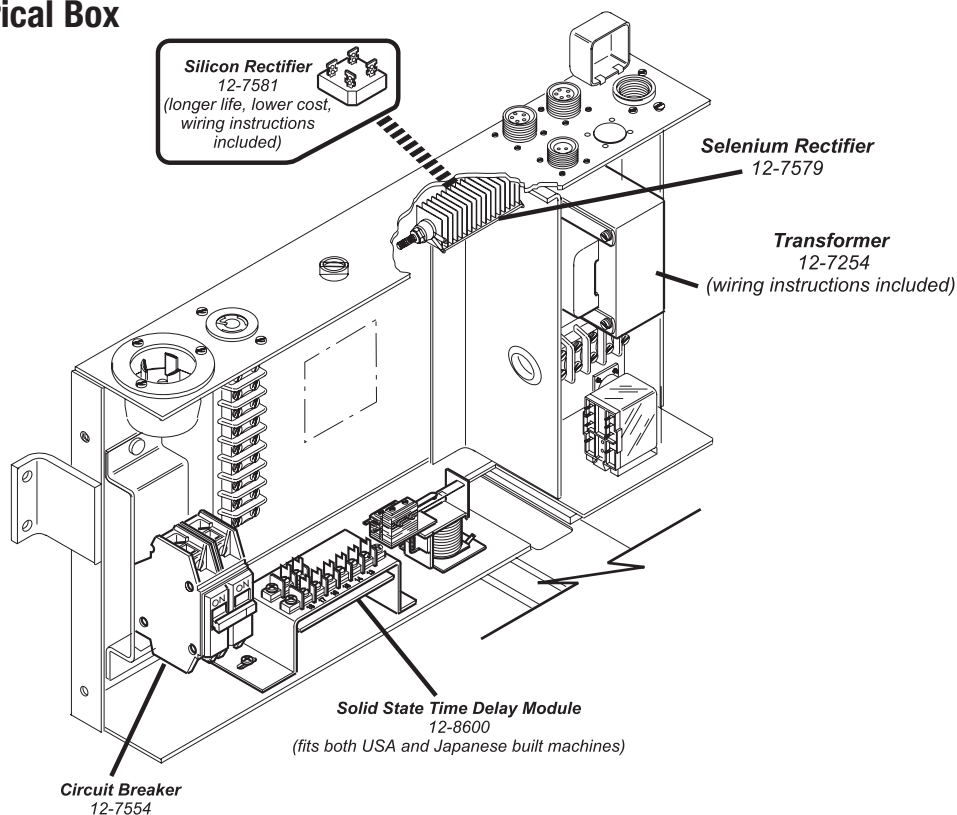
An efficient design to replace the original Guardian Motor Contactor.

All wiring and mount holes fit without any modifications required.



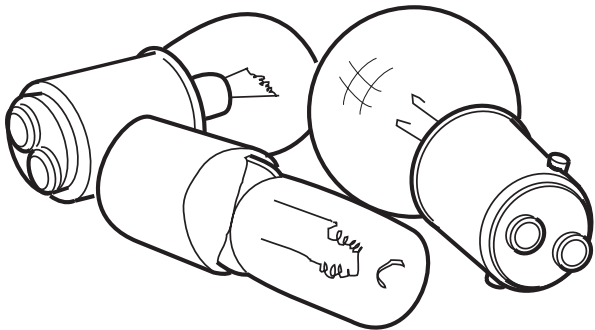
Heavy Duty  
Contacts

## Pinsetter Electrical Box



## Projection Bulb

Part No.	Description	Watt	Replaces	Qty.
21-150Q	Low Watt Conversions	150	17-213927	1



## Switches

Key	Part No.	Application	Replaces
1	121-2772	Tel-E-Score Main Switch	11-615513
2	12-7504	Mechanic's Cycle Button	12-750054
3	11-6101	Pinsetter Toggle	11-615501
4	11-6102	Accelerator Box	11-615502
5	124-1787	Bowler's Reset Button	11-615014



## Miniature Bulbs

Order Part No.	Masking Unit Bulbs	Replaces	Pkg. Qty.
21-1692	System 2000 Strikelight, Astroline & Astro II 1 & 2 Ball Light	12-675521-2	10
21-624	System 2000 1 & 2 Ball Light	11-675582	10
21-1156	Astro II Illumination	11-675581-2	10
21-90	Astro II Strikelight, Astroline Starlight - Clear	11-675513-2	10
21-94	Astroline Starlight - Clear, Astroline Strikelight	11-675517-2	10
21-1252	Gold Crown 1 & 2 Ball Light, Gold Crown Pinfinder	11-675503	10
21-308	Gold Crown Strikelight	11-675501	10

Order Part No.	Foul Light Bulbs	Replaces	Pkg. Qty.
21-1876	Light Source Bulb System 2000, Astro II & Astroline	11-675514-2	10
21-90	Foul Indicator Lamp System 2000, Astro II & Astroline	11-675513-2	10
21-210	Gold Crown Light Source	15-609567	10
21-10C7DC	Gold Crown Foul Indicator	15-609424	12

## Fuses


Original Part No.	Order Part No.	Application	Amp	Pkg. Qty.
11-685001	8-225	Gold Crown Foul Light	1.0	10
11-685009	8-230	Power Lift	1.5	10
11-685013	8-234	Power Lift	5.0	10
57-860030	8-238	Starshield	3.0	10
12-780180	8-245	Japanese Pinsetter	5.0	10
57-860033	8-246	Japanese Pinsetter	2.0	10

## 12-7580

### Fuse


Replaces 12-750180

The 3.2 Amp Fustat for all pinsetter electrical boxes so equipped.






## Mercury Switches



Part No.	Description	Replaces
8-248	Gear Box Strike Mechanism	12-750362
8-247	Ball Return Preference System	53-100247

## Pin Deck Lamp Parts


Part No.	Description	Replaces
11-1463	Lamp Socket Kit	12-860770



## 12-8690 Dual Lamp




## Power Lift Relays



Key	Part No.	Replaces
1	11-6706	17-860324
2	11-6707	11-672600
3	11-6903	11-697103

## Pinsetter Motor Pulleys

This versatile 2 piece pulley assembly is pre-assembled with heat treated cap screws. The low cost of this assembly makes it the ideal choice when converting motors to different pulley sizes.




Part No.	Description	Sheave Diameters		Replaces
		Gear Box Drive	Elevator Drive	
12-4081	Model A	5.25"	3.00"	12-400081
12-4081B	3" Sheave Only			
12-4281	Model A•2	7.75"	3.00"	12-402081
12-5420	Jetback Special	6.80"	3.00"	
12-5410	Jetback	6.80"	3.50"	

## 12-7256

### Pinsetter Motor

Replaces 12-752056

- 115/208/230 Volt - 60 Cycle
- 1-1/2 Horsepower
- 1725 RPM
- Push Button Thermal Overload
- Open Drip Proof - Fan Cooled
- Mechanical Internal Switch
- Efficient Capacitor Run Design
- **Large and Heavy Frame**
- **No Adapters Required**
- **Complete with Cord & Plug**



**50% MORE POWER  
AT A LOWER PRICE**

## 12-7266

### Pinsetter Motor (Export)

Replaces 12-862077

- 110/220 Volt - 50 Cycle
- 1-1/2 Horsepower
- 1450 RPM
- Push Button Thermal Overload
- Open Drip Proof - Fan Cooled
- Mechanical Internal Switch
- Efficient Capacitor Run Design

### Ball Rack Components

Part No.	Description
58-5472	B2000 Ball Rack Guide



### Blower Motors


These blower motors will fit either the hand dryer in the ball rack or the Tel-E-Score. **Make sure to have a spare in inventory.**



Part No.	Description	Voltage	Replaces
53-8659	Hand Dryer Blower or Tel-E-Score Blower	115 V	53-860359-002
54-8661	Hand Dryer Blower or Tel-E-Score Blower	230 V	53-860359-003

### 12-8716 Rocker Switch

Replaces 12-750410



### 54-1050 Drink Holder

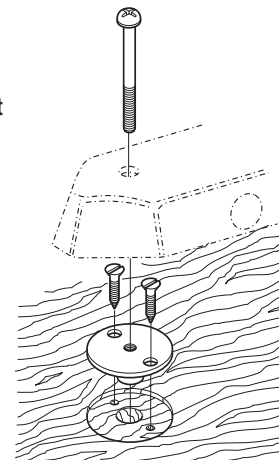
A direct replacement type for all Brunswick seating applications.



### 54-9800 Cover Hold-Down Kit

A special kit that solves loose foul light cover problems.

Machined steel anchor plate is recessed into the approach with a 1-1/2" spade bit and then fastened with two wood screws (provided). Cover is firmly held down with a 3-1/2" x 1/4-20 chrome plated machine screw (provided).




## 57-8608

### "EASY TOUCH" Keyboard

Replaces 57-860607-002

THE ORIGINAL AND  
STILL THE BEST



**Click Action Keys** Each key "snaps" when actuated, providing customers with a true "button has been pushed" sensation at the fingertip.


**Easier to Read** Color format has been enhanced to provide white letters on dark colored keys.

**Improved Reliability** "EASY TOUCH" construction is far superior to original keyboards. The old factory keyboards actually rely on conductive paint to be the switch contact points. The "EASY TOUCH" utilizes the rugged industrial style switching method of spring steel conducting domes mounted on nickel plated copper circuit board.

MISCELLANEOUS PARTS

## Lustre Kleen Parts

Part No.	Description	Replaces
92-1040	Air Filter	14-400147




## 57-8609

### Standard Keyboard


With Membrane Type Keys

**Low Cost** Construction similar to original factory keyboards.  
**Easy to Read** Color format is enhanced to provide white letters on dark colored keys.  
**More Attractive** Improved appearance adds beauty and value to the bowlers' area.



## Lane Repair Materials

Key	Part No.	Description	Replaces
1	55-9241	L.H. Flat Gutter Adapter Block	52-100021-600
	55-9242	R.H. Flat Gutter Adapter Block	52-100020-600
	55-9215	Foul Line 1/2" x 3/4"	84-200365-000
2	55-9243	Gutter Riser Block	84-200603-000
	55-9260	Kickback Repair Plate 4" x 16"	
3	55-9261	Kickback Repair Plate 5" x 19-3/4"	
	55-9262	L.H. Kickback Repair Plate Triangle	
4	55-9263	R.H. Kickback Repair Plate Triangle	



## 38-1006

### Electronic Call Sheet

Software program designed to keep track of daily pinsetter stops at bowling centers. Designed by a pinsetter mechanic with 17 years of experience, this program also tracks mechanics' daily work and their notes from each shift.

- **Compatible with Windows® 7**
- Database program - fast and easy to use
- Tracks daily pinsetter frame counts for "Frames Per Stop" averages
- Each call is selected from a screen with 100 pre-made calls that can be modified in advance or during the actual logging of the call
- Once the mechanic enters the lane number, each call is logged automatically with the mechanic's name, date, time of day and category
- Choose from 21 pre-designed reports or customize your own

## Inventory Management Software

Keep track of pinsetter parts inventory with this easy-to-install software for IBM®-compatible personal computers. It arrives completely loaded with original factory part numbers (as well as QBC numbers), descriptions and current prices. Simply enter the inventory quantities of parts on hand, parts used on machines and parts received from suppliers.

The software also has the ability to establish desired minimum quantities for each part number. When an item starts running low, the software will create a notification to reorder. The program can even track which pinsetter receives which parts.

- 38-1010** "Windows" Inventory Management Program - Brunswick
- 38-1010B** Price List Upgrade - Brunswick
- 38-1002** Demo Disk

- User friendly, developed for bowling centers
- Utilizes help screens and menu bars
- Prints Reports, Shelf Labels, Rolodex® Cards, etc.
- Keeps track of overall inventory value
- Provides a price comparison function
- Keeps track of backorders from suppliers
- Other items can be added, such as lane products
- Will keep track of repairs on a per machine basis
- Price update disk available annually for a small fee
- All software is compatible with Windows® 98, ME, XP, NT, and Vista.


**Contact your Quality dealer for a demo disk**  
(Requires a basic PC computer with CD-ROM)



### 38-2009

## Scissor Spring Installer


Simple to use, this tool provides a quick, safe and easy method of installing or removing the large 12-2022 scissor spring.



### 38-1079

## Spring Compressor

A handy device that provides a safe and easy method of replacing springs, cables and switch actuator pins in the deck jam tube assembly. May be mounted on a bench or in the jaws of a vise. Safety rod retains springs, keeping them in control until all pressure is relieved.




### 38-4050

## Hook Selector Tool

When changing the Hook Selector, this tool is a must. It turns a difficult job into an easy one.

This patented tool, designed by a pinsetter mechanic, is great for holding and driving the roll pin (part number 4-8445/11-360465-000) into the "D" shaft. A must for every center. Includes package of 20 roll pins.




### 38-2008

## Deck Jam Switch Checker


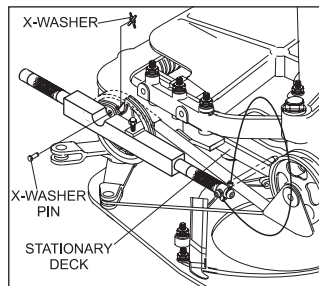
This tool enables the mechanic to easily perform one of the most important jobs on the pinsetter, checking the deck jam microswitch.

Simply position the bar into the end of the cable tube assembly as shown and pull back. This action pushes the actuator pin down and away from the switch causing a blackout (if the switch is working properly). If a blackout does occur then the deck jam microswitch is not functioning and needs to be serviced. Failure to maintain deck jam switches can cause burdensome problems.



### 38-4100

## Torsion Spring Tool




### 38-4810

## Jack Shaft Installation Tool

A device that greatly simplifies the installation of Jack Shaft assemblies into the elevator frame. This tool will save time, save the bearings from damage and will keep tempers cool when it comes time to replace a shaft or change a magnetic clutch.

Includes a special drive washer to keep bearing aligned.



SPECIAL TOOLS

## Belt Idlers - Machined Steel

Machined steel idler pulleys complete with ball bearings and snap rings installed. They are more economical, last longer and run truer than the old sheet metal style pulleys.

Part No.	Description	Replaces
26-4009	Round Belt Groove (Cross Conv. Drive)	12-400209
26-4019	3" Dia. Flat Groove (Long Turret Belt)	12-400219
26-4021	V-Groove (Elevator & Turret)	12-400221
26-3075	V-Groove (Pit Conveyor Belt)	12-300075
25-061	Replacement Bearing (for above pulleys)	12-400819
26-4097	Flat Groove (5-1/2") (Elevator)	12-400297
25-062	Replacement Bearing (for 26-4097)	11-430032
26-4534	Cross Conveyor	12-450034
25-063	Replacement Bearing (for 26-4534)	



Requires original spacer for mounting (12-400030).

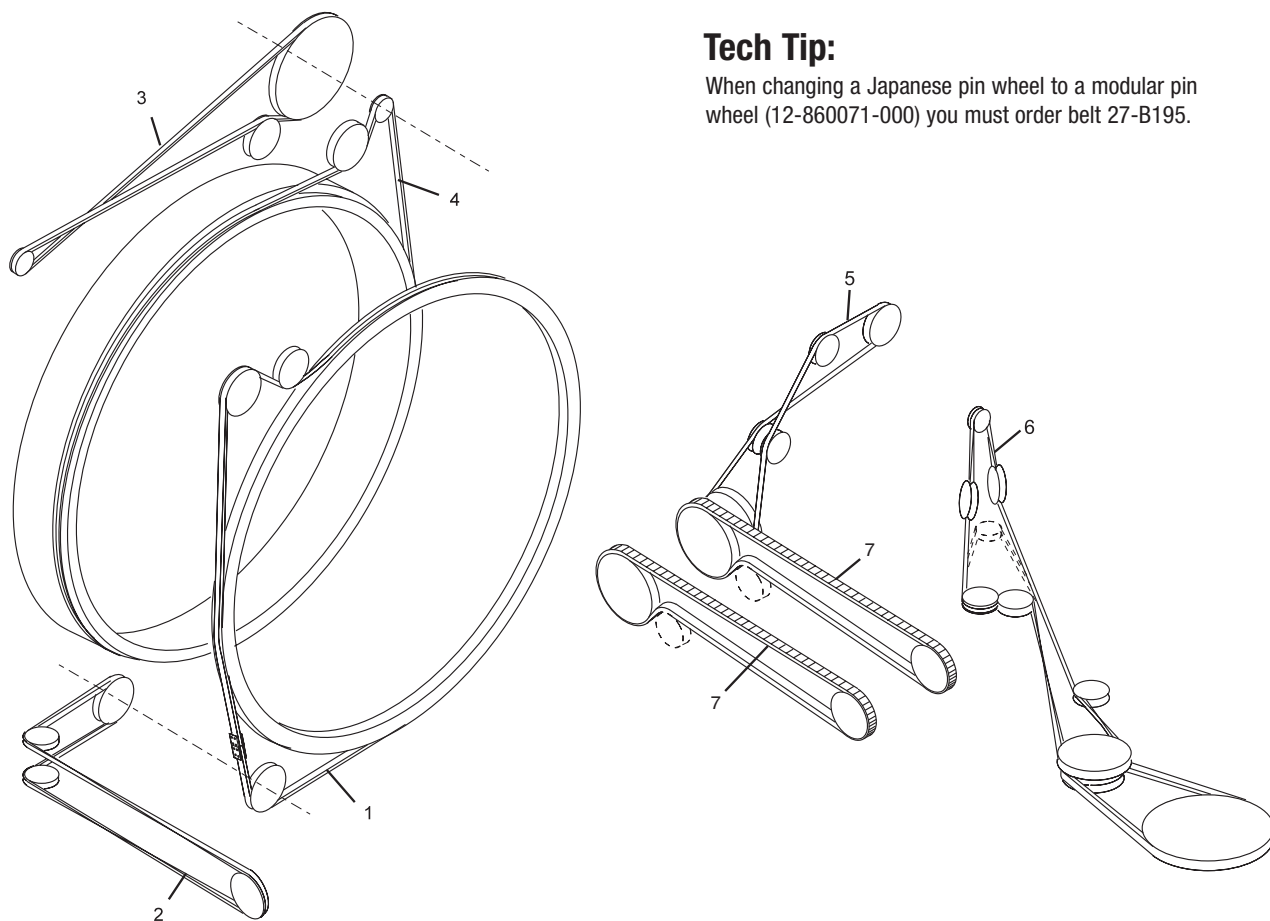
## Power Lift & Miscellaneous

Part No.	Description	Replaces
25-011	Bearing Power Lift	11-430013-000
25-008	Bearing Power Lift	11-430018-000
25-006	Bearing Power Lift	11-430028-000
25-062	Bearing Power Lift	11-430032-000
12-3060	Bearing & Housing Assy. - Pit Shaft	12-300160
12-3061	Bearing (only) Cast Iron Pit Shaft Housing	12-300160-3
25-157	Clutch Bearing	11-500552-000
25-011	Bearing Old Style Pinsetter Motor	
25-059	Bearing Magnetic Clutch	11-430045-000
25-057	Bearing Hand Dryer & Tel-E-Score Blowers	N.A.

## Pinsetter Bearings

Part No.	Description	Replaces
25-001	Bearing Self-Aligning Jack Shaft w/Snap Ring	10-430001
25-067	Bearing Ball Booster Drive Shaft (Insert)	11-413001
25-003	Bearing 4 to 1 Shaft - Inner Open Bearing	11-430002
25-004	Bearing 2 to 1 Shaft	11-430003
25-005	Bearing Upper Ball Wheel Guide Roller	11-430004
25-006	Bearing Pit Belt Idler Arm & Turret Bevel Gear	11-430028
25-007	Bearing Deck Lowering Link	11-430008
25-008	Bearing Old Style Jack Shaft w/Snap Ring	11-430018
25-009	Bearing 1 to 1 Main Shaft	11-430011
25-005	Bearing Detector Drive Idler Gear	11-430004
25-011	Bearing Lower Ball Wheel Guide Roller Lower Pin Wheel Guide Roller Accelerator Pulley	11-430013
25-012	Bearing Old Style Jack Shaft - No Snap Ring	11-430015
25-013	Bearing Sheet Metal Jogger Arm - Large End	11-430016
25-014	Bearing 2 to 1 Shaft	11-430017
25-008	Bearing Cross Conveyor Bearing Housing	11-430018
25-016	Bearing Preference System Hook	11-430037
25-017	Bearing Deck Post Bearing Housing	11-431000
25-018	Bearing Detector Shaft	11-431002
25-019	Bearing Detector Shaft w/Snap Ring	11-431003
25-020	Bearing Turret Clutch - No Snap Ring	11-431006
25-017	Bearing Turret Clutch - Old Style	11-431000
25-022	Bearing Turret Clutch with Snap Ring	11-431010
25-023	Bearing Upper Pin Wheel Guide Roller	11-432000
25-024	Bearing 4 to 1 Shaft - Outer Bearing	11-432001
25-025	Bearing Worm Shaft - Outer Bearing	11-432002
25-026	Bearing Upper Clutch Lever - Old Style	11-433000
25-027	Bearing Deck Lowering Hook Cam	11-435001
25-070	Stud Bearing Cam Follower	11-436000
25-071	Stud Bearing Cam Follower	11-436001
25-072	Stud Bearing Cam Follower	11-437000
25-028	Roller Bearing Jogger Arm - Small End	11-450001
25-030	Roller Bearing Worm Shaft - Outer Race	11-450100
25-075	Roller Bearing 2 to 1 Stud	11-450101
25-032	Inner Ring Worm Shaft	11-450200
25-033	Inner Ring Jogger Arm - Small End	11-450201
25-034	Inner Ring Deck Cable Pulleys	11-450202
25-035	Cam Follower Moving Deck and Scissor Cam	11-450301
25-036	Cam Follower Rake Shaft Bell Crank	11-450302
25-037	Cam Follower Rake Latch Assembly (Shotgun)	11-450303
25-039	Cam Follower Rake Cam	11-460000
25-040	Needle Bearing Deck Lift Shaft Bracket	11-461000
25-041	Needle Bearing Cam Follower w/Stud & Nut	11-480001
25-043	Needle Bearing Toggle Lever	11-483000
25-044	Needle Bearing Toggle Lever	11-483001
25-045	Needle Bearing Cable Pulley & Pulley Shaft	11-483002
25-047	Needle Bearing Cable Pulley	11-484000
25-048	Bearing Deck Lift Shaft	11-490001
25-050	Bearing Cast Jogger Arm - Large End	11-491000
25-051	Bearing Turret Stop Lever	11-500001
25-052	Bearing Turret Bell Crank	12-862171

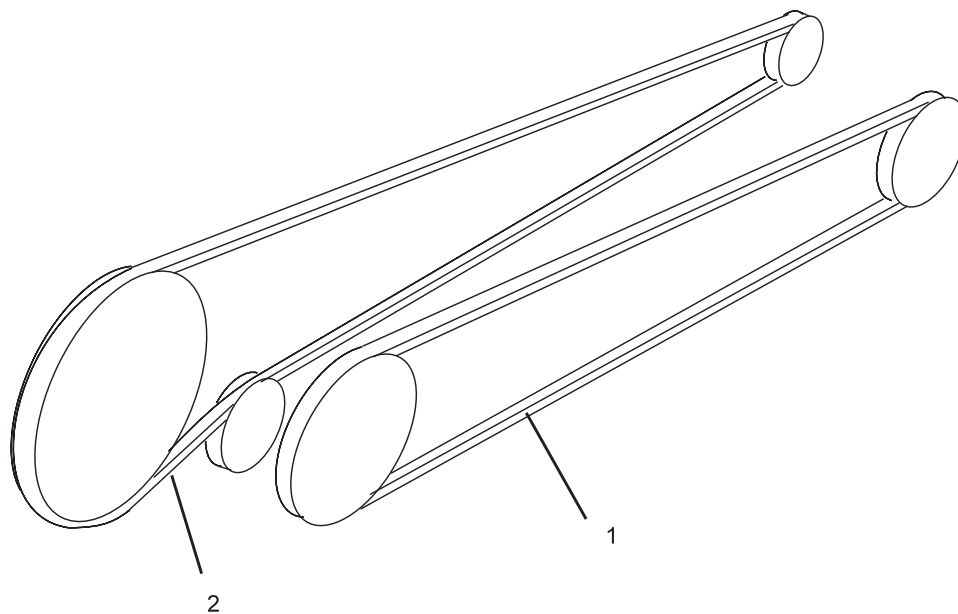




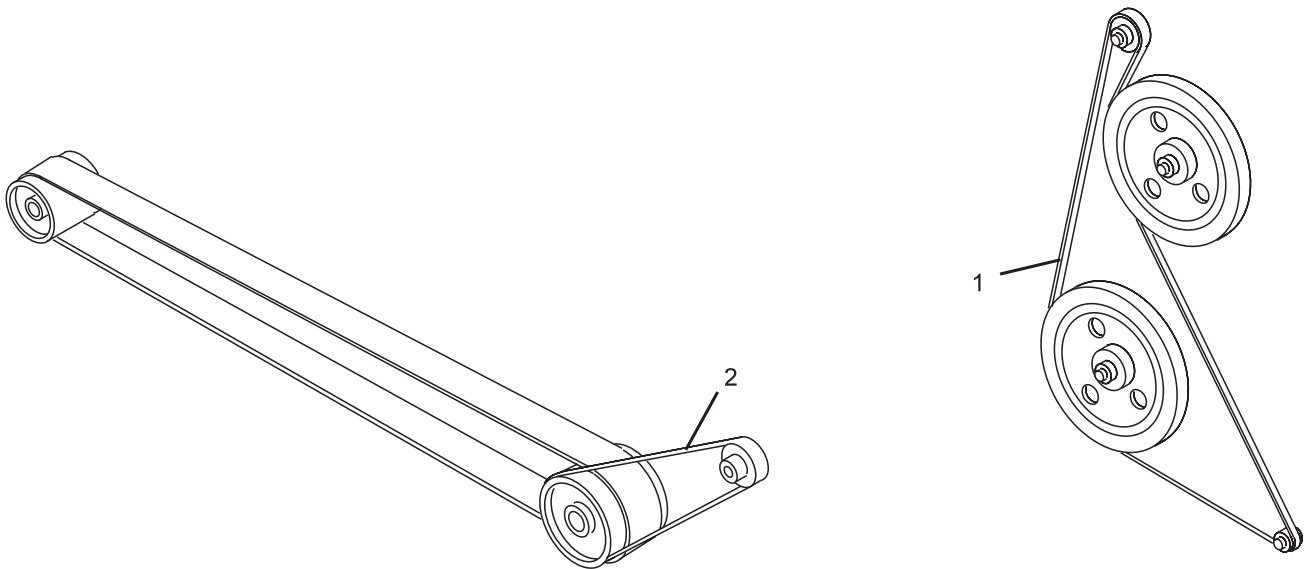
**Tech Tip:**

When changing a Japanese pin wheel to a modular pin wheel (12-860071-000) you must order belt 27-B195.

Description	Original Part No.	Order Part No.	Key
Ball Wheel Belt - endless	12-400227-000	27-B205	1
Ball Wheel Belt - spliced	12-400279-000	27-8360	1
Pit Conveyor Drive Belt	12-300082-003	27-8625	2
Jack Shaft Belt - cross drive	12-400034-004	27-A120	3
Pin Wheel Belt	12-400034-005	27-B195	4
Cross Conveyor Drive Belt -“V”	10-635309-000	27-A80	5
Turret Drive Gear Belt -“V”- non-beveled, cogged (long)	12-400223-000	27-8615	6
Turret Drive Gear Belt -“V”- beveled, cogged (long)	12-400314-000	27-AX112	6
Cross Conveyor Belt	N/A	27-8651	7
Cross Conveyor Belt	N/A	27-8651 HP	7



Description	Original Part No.	Order Part No.	Key
Motor to Gear Box Belt - standard for Jetback	12-400329-000	27-4L790	1
Motor to Gear Box Belt - standard for Model A	12-400034-002	27-A75	
Motor to Gear Box Belt - Model A•2 (2.5" longer, use for 50 cycle)	10-635326-000	27-A66	
Motor to Gear Box Belt - standard for Model A•2	10-635304-000	27-A64	
Motor to Gear Box Belt - Model A•2 (1.5" shorter)	10-635325-000	27-A62	2
Motor to Elevator Belt - Model A•2	12-400034-003	27-A105	
Motor to Elevator Belt - Model A•2 EL 96	10-635330-000	27-A92	
Motor to Elevator - Model A•2	10-635303-000	27-A90	
Motor to Elevator - Model A•2		27-A94	



Description	Original Part No.	Order Part No.	Key
Subway Lift Flat Belt - 91	10-635128-000	27-8565	1
Subway Lift Flat Belt - 88	24-200947-000	27-8560	
Subway Lift Poly V-Belt - 89	53-520235-000	27-8420	
Subway Lift V-Belt	10-635303-000	27-AX90	
Ball Accelerator Flat Drive Belt - for 2-23/32" pulley	10-635112-000	27-8555	2
Ball Accelerator Flat Drive Belt - for 1-11/16" pulley	10-635113-000	27-8553	
Ball Accelerator Flat Drive Belt - for 2-1/32" pulley	10-635118-000	27-8554	

### 53-8631

#### “POLY V” Belt Conversion Kit

Converts existing flat belt or V belt lifts to the Poly V belt drive. Includes motor pulley, idler arm, tension spring and a long lasting Poly V-belt.



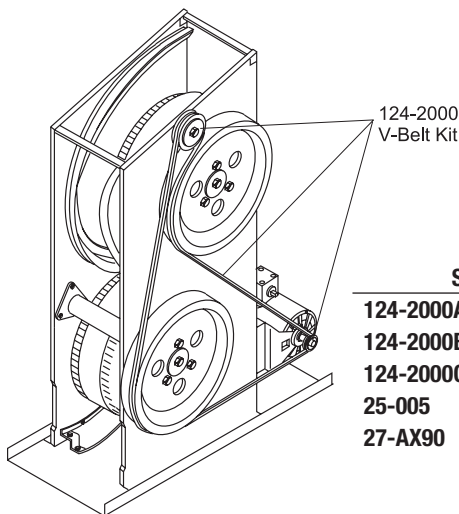
**Spare Parts**

53-8631A	Motor Pulley
53-8631B	Idler Pulley
53-8631C	Idler Arm
53-8631D	Spring

### 124-2000

#### “V” Belt Conversion Kit

Converts flat belt lifts to V belt drives. Works great on older lifts that have no belt tension adjustment. Includes motor pulley, top idler, adapter bushing and a 27-AX90 V-belt.



124-2000 V-Belt Kit

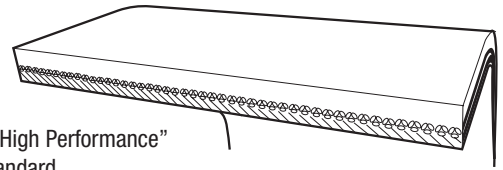
**Spare Parts**

124-2000A	Top Idler Pulley
124-2000B	Adapter
124-2000C	Motor Pulley
25-005	Idler Bearing
27-AX90	V-belt

## Special Construction Details - Pinsetter Belts

### Accelerator Belt

This non-marking rubber belt is offered in two versions:



**Green (27-8509)** “High Performance”  
**Blue (27-8508)** Standard

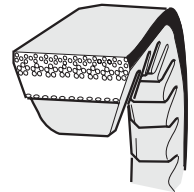
### 27-8610 Cross Conveyor Drive

The famous round drive belt is made of solid urethane construction. It wears like iron and does not create a stringy mess like the regular rubber belt.



### 27-8615 Long Turret Drive

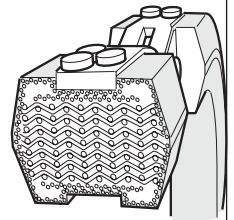
Molded cog design lasts far longer than belts made with cut notches.



### 27-8360 Spliced Ball Wheel

This traditional design will run for years. Heavily reinforced with stacks of nylon cord. Fastener recessed to eliminate “clicking.”

**27-8360A** Spare Belt Fastener for 27-8360 (1)



### 27-8370 Spliced Ball Wheel Belt

Molded cog design lasts far longer than belts made with cut notches.

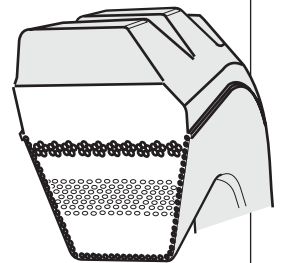
### 27-8651 Cross Conveyor

This is the “cogged top surface” belt supplied as original equipment on American built pinsetters.

### 27-8651HP Cross Conveyor

**High performance**

Soft, gray top provides maximum gripping power.

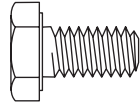




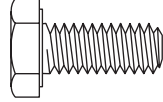
# HEX HEAD CAP SCREWS

## 1/4-20 Grade 2

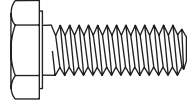
**4-2102**  
1/4-20 x 1/2  
Pkg. Qty. 25



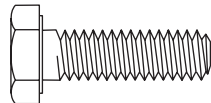
**4-2103**  
1/4-20 x 5/8  
Pkg. Qty. 25



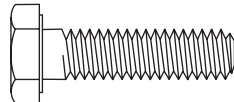
**4-2104**  
1/4-20 x 3/4  
Pkg. Qty. 25



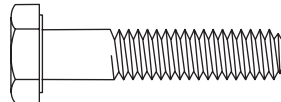
**4-2105**  
1/4-20 x 7/8  
Pkg. Qty. 25



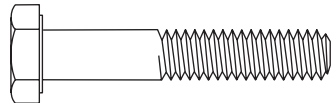
**4-2106**  
1/4-20 x 1  
Pkg. Qty. 25



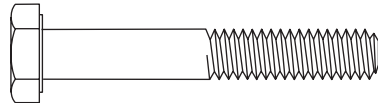
**4-2108**  
1/4-20 x 1-1/4  
Pkg. Qty. 25



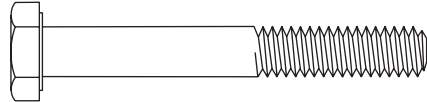
**4-2109**  
1/4-20 x 1-1/2  
Pkg. Qty. 25




**4-2110**  
1/4-20 x 1-3/4  
Pkg. Qty. 25



**4-2111**  
1/4-20 x 2  
Pkg. Qty. 25




**4-2112**  
1/4-20 x 2-1/4  
Pkg. Qty. 15



**4-2113**  
1/4-20 x 2-1/2  
Pkg. Qty. 25



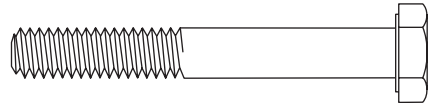
**4-2114**  
1/4-20 x 2-3/4  
Pkg. Qty. 10



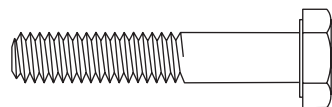
1/4-20 x 3  
Pkg. Qty. 25



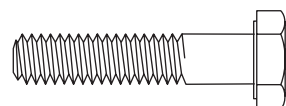
## 1/4-20 Grade 5



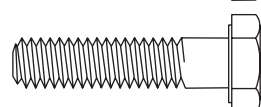
**4-2511**  
1/4-20 x 2  
Pkg. Qty. 25



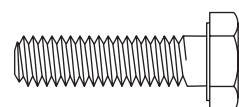
**4-2509**  
1/4-20 x 1-1/2  
Pkg. Qty. 25



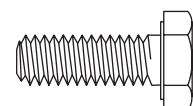
**4-2508**  
1/4-20 x 1-1/4  
Pkg. Qty. 25



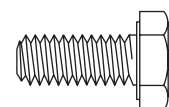
**4-2507**  
1/4-20 x 1-1/8  
Pkg. Qty. 25



**4-2506**  
1/4-20 x 1  
Pkg. Qty. 25

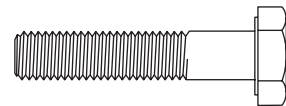


**4-2504**  
1/4-20 x 3/4  
Pkg. Qty. 25

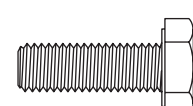


**4-2503**  
1/4-20 x 5/8  
Pkg. Qty. 25

## 1/4-28 Grade 5



**4-2662**  
1/4-28 x 1-1/4  
Pkg. Qty. 25



**4-2658**  
1/4-28 x 3/4  
Pkg. Qty. 25

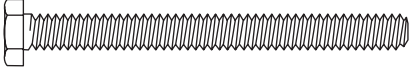
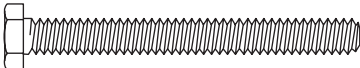
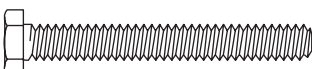
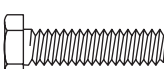

Hardware illustrations are actual size.

**Machine Screws**



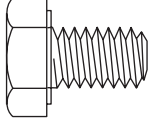

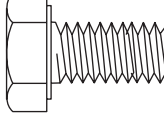

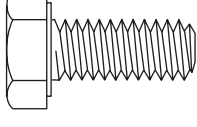

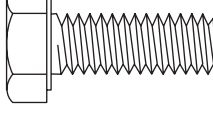
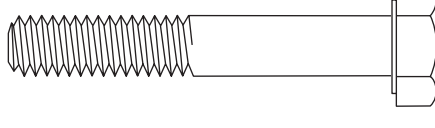
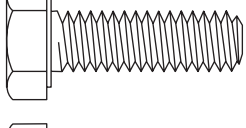
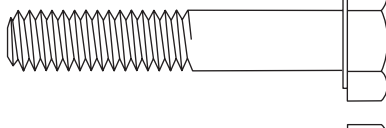
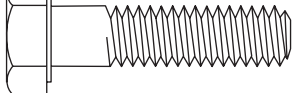
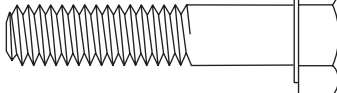


**HEX HEAD CAP SCREWS**

**HARDWARE**

- 4-1210**  
#10-24 x 2  
Pkg. Qty. 25 
- 4-1209**  
#10-24 x 1-3/4  
Pkg. Qty. 25 
- 4-1208**  
#10-24 x 1-1/2  
Pkg. Qty. 25 
- 4-1205**  
#10-24 x 3/4  
Pkg. Qty. 25 
- 4-1204**  
#10-24 x 5/8  
Pkg. Qty. 25 

**5/16-18 Grade 2**

-  **4-2148**  
5/16-18 x 5-1/2  
Pkg. Qty. 25
-  **4-2142**  
5/16-18 x 3-3/4  
Pkg. Qty. 25
-  **4-2126**  
5/16-18 x 1/2  
Pkg. Qty. 25
-  **4-2141**  
5/16-18 x 3-1/2  
Pkg. Qty. 25
-  **4-2127**  
5/16-18 x 5/8  
Pkg. Qty. 25
-  **4-2139**  
5/16-18 x 3  
Pkg. Qty. 25
-  **4-2128**  
5/16-18 x 3/4  
Pkg. Qty. 25
-  **4-2138**  
5/16-18 x 2-3/4  
Pkg. Qty. 25
-  **4-2129**  
5/16-18 x 7/8  
Pkg. Qty. 25
-  **4-2135**  
5/16-18 x 2  
Pkg. Qty. 25
-  **4-2130**  
5/16-18 x 1  
Pkg. Qty. 25
-  **4-2134**  
5/16-18 x 1-3/4  
Pkg. Qty. 25
-  **4-2132**  
5/16-18 x 1-1/4  
Pkg. Qty. 25
-  **4-2133**  
5/16-18 x 1-1/2  
Pkg. Qty. 25

Hardware illustrations are actual size.

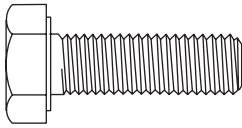




# HEX HEAD CAP SCREWS

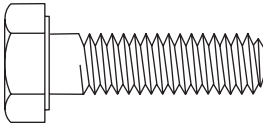
## 5/16-24 Grade 2

**4-2284**  
5/16-24 x 1  
Pkg. Qty. 25

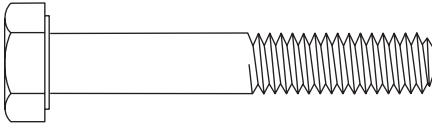


## 5/16-18 Grade 5


**4-2531**  
5/16-18 x 1-1/8  
Pkg. Qty. 25



**4-2535**  
5/16-18 x 2  
Pkg. Qty. 25




**4-2537**  
5/16-18 x 2-1/2  
Pkg. Qty. 25

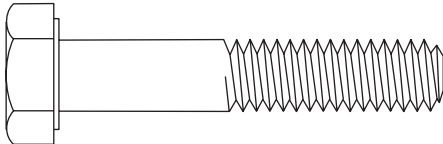


## 3/8-16 Grade 5

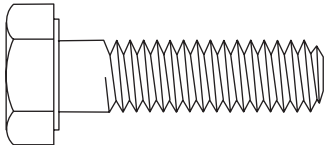
**4-2562**  
3/8-16 x 3  
Pkg. Qty. 10



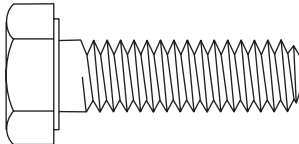
**4-2558**  
3/8-16 x 2  
Pkg. Qty. 10



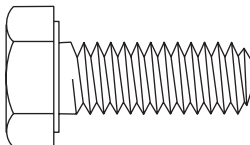
**4-2556**  
3/8-16 x 1-3/8  
Pkg. Qty. 10



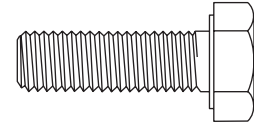
**4-2555**  
3/8-16 x 1-1/4  
Pkg. Qty. 10



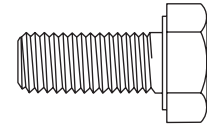
**4-2554**  
3/8-16 x 1  
Pkg. Qty. 10



## 5/16-24 Grade 5

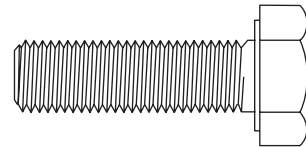


**4-2684**  
5/16-24 x 1  
Pkg. Qty. 25

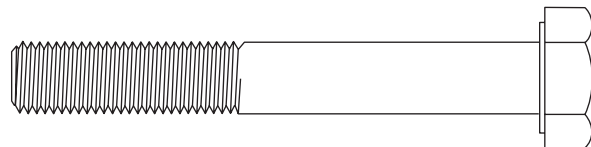


**4-2682**  
5/16-24 x 3/4  
Pkg. Qty. 25

## 3/8-24 Grade 5

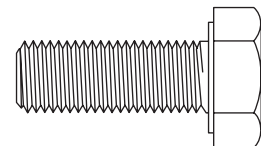


**4-2709**  
3/8-24 x 1-1/4  
Pkg. Qty. 10

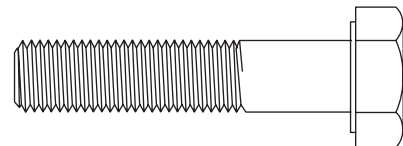


**4-2715**  
3/8-24 x 2-3/4  
Pkg. Qty. 10

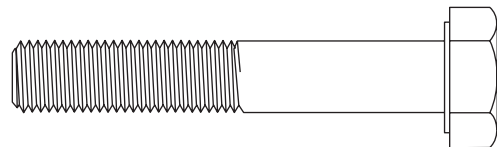
## 3/8-24 Grade 2



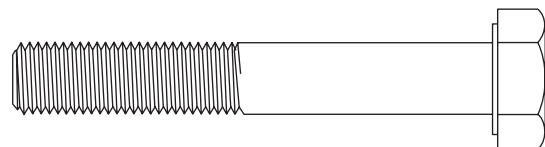
**4-2308**  
3/8-24 x 1  
Pkg. Qty. 10



**4-2311**  
3/8-24 x 1-3/4  
Pkg. Qty. 10



**4-2313**  
3/8-24 x 2-1/4  
Pkg. Qty. 10



**4-2314**  
3/8-24 x 2-1/2  
Pkg. Qty. 10

Hardware illustrations are actual size.

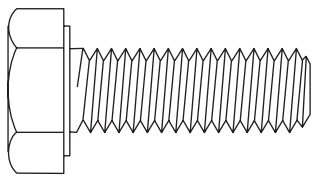
HARDWARE



# HEX HEAD CAP SCREWS

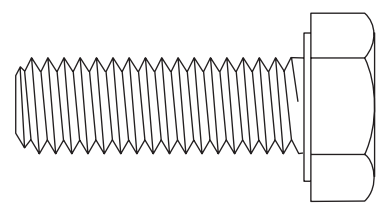
## 7/16-14 Grade 5

**4-2574**  
7/16-14 x 7/8  
Pkg. Qty. 10



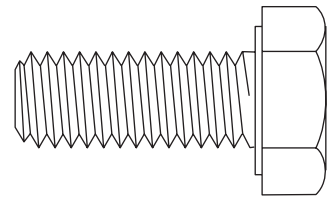
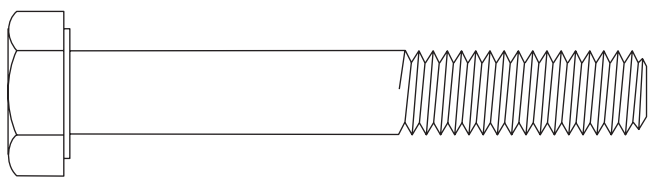
## 1/2-13 Grade 2

**4-2198**  
1/2-13 x 1-1/2  
Pkg. Qty. 10



## 7/16-14 Grade 2

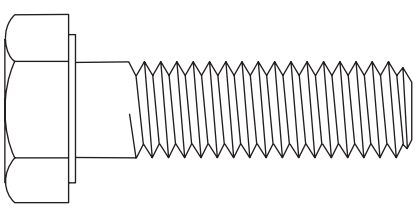
**4-2183**  
7/16-14 x 3  
Pkg. Qty. 10



**4-2197**  
1/2-13 x 1-1/4  
Pkg. Qty. 10

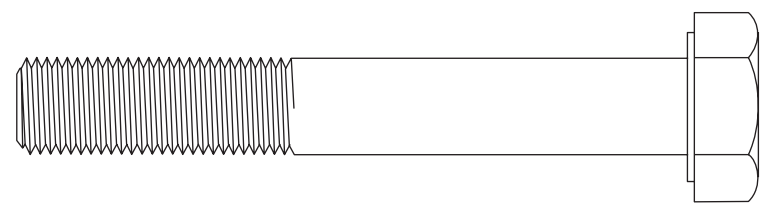
## 1/2-13 Grade 5

**4-2599**  
1/2-13 x 1-3/4  
Pkg. Qty. 10



## 1/2-20 Grade 5

**4-2760**  
1/2-20 x 3-1/2  
Pkg. Qty. 10

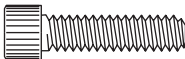


Hardware illustrations are actual size.

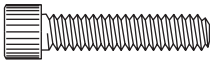
HARDWARE

**#10-24**

**4-3104**  
#10-24 x 3/4  
Pkg. Qty. 10

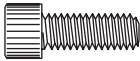


**4-3105**  
#10-24 x 7/8  
Pkg. Qty. 10




**#10-32**

**4-3264**  
#10-32 x 1/2  
Pkg. Qty. 10

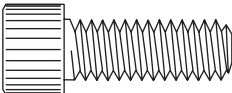


**4-3265**  
#10-32 x 5/8  
Pkg. Qty. 10

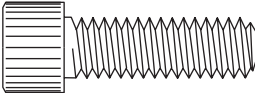


**5/16-18**

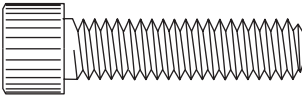
**4-3138**  
5/16-18 x 7/8  
Pkg. Qty. 10



**4-3139**  
5/16-18 x 1  
Pkg. Qty. 10

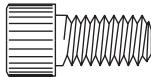


**4-3140**  
5/16-18 x 1-1/4  
Pkg. Qty. 10

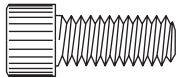


**1/4-20**

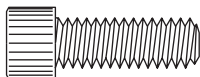
1/4-20 x 1/2  
Pkg. Qty. 10



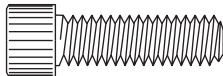
**4-3113**  
1/4-20 x 5/8  
Pkg. Qty. 10



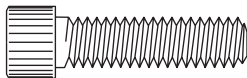
**4-3114**  
1/4-20 x 3/4  
Pkg. Qty. 10




**4-3115**  
1/4-20 x 7/8  
Pkg. Qty. 10



**4-3116**  
1/4-20 x 1  
Pkg. Qty. 10



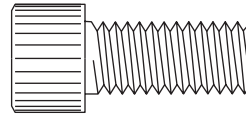
**4-3122**  
1/4-20 x 2-1/2  
Pkg. Qty. 10



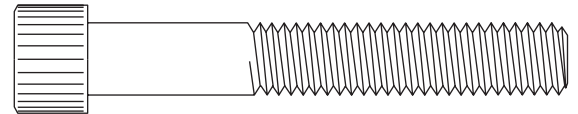
**SOCKET HEAD CAP SCREWS**

**3/8-16**

**4-3161**  
3/8-16 x 7/8  
Pkg. Qty. 10

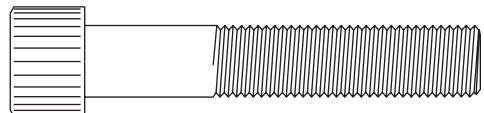


**4-3168**  
3/8-16 x 2-1/2  
Pkg. Qty. 10



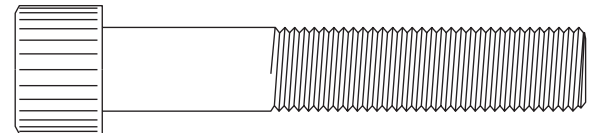
**3/8-24**

**4-3328**  
3/8-24 x 2-1/16  
Pkg. Qty. 10



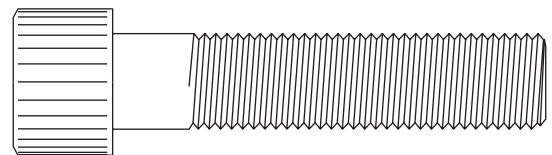
**7/16-20**

**4-3351**  
7/16-20 x 2-1/2  
Pkg. Qty. 10



**1/2-20**

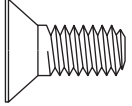
**4-3371**  
1/2-20 x 2-1/4  
Pkg. Qty. 10



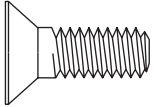
Hardware illustrations are actual size.

1/4-20

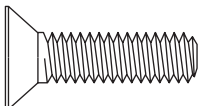
4-4113  
1/4-20 x 5/8  
Pkg. Qty. 10



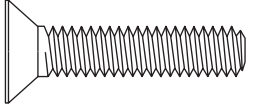
4-4114  
1/4-20 x 3/4  
Pkg. Qty. 10



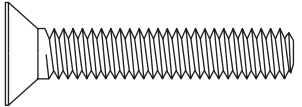
4-4116  
1/4-20 x 1  
Pkg. Qty. 10



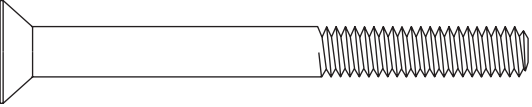
4-4117  
1/4-20 x 1-1/4  
Pkg. Qty. 10




4-4118  
1/4-20 x 1-1/2  
Pkg. Qty. 10



4-4123  
1/4-20 x 2-3/4  
Pkg. Qty. 10

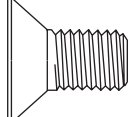


4-4128  
1/4-20 x 4  
Pkg. Qty. 10



5/16-24

4-4298  
5/16-24 x 5/8  
Pkg. Qty. 10



1/4-28

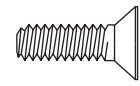
4-4273  
1/4-28 x 3/8  
Pkg. Qty. 10



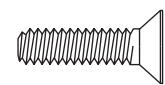
#10-24



4-4101  
#10-24 x 3/8  
Pkg. Qty. 10

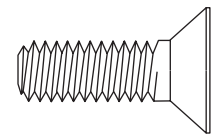


4-4103  
#10-24 x 5/8  
Pkg. Qty. 10

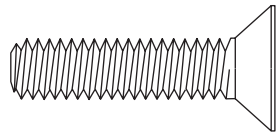


4-4104  
#10-24 x 3/4  
Pkg. Qty. 10

5/16-18



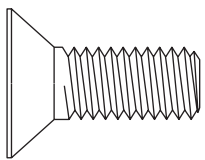
4-4139  
5/16-18 x 1  
Pkg. Qty. 10



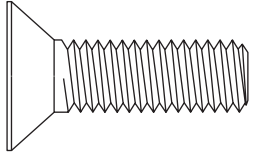
4-4140  
5/16-18 x 1-3/8  
Pkg. Qty. 10

3/8-16

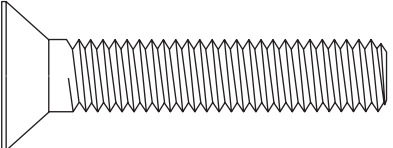
4-4162  
3/8-16 x 1  
Pkg. Qty. 10



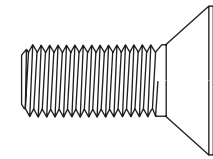
4-4163  
3/8-16 x 1-1/4  
Pkg. Qty. 10



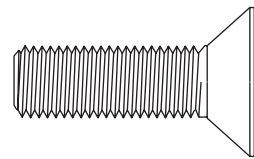
4-4166  
3/8-16 x 2  
Pkg. Qty. 10



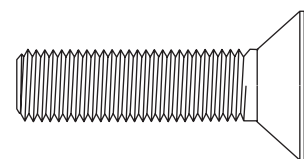
3/8-24



4-4324  
3/8-24 x 1  
Pkg. Qty. 10



4-4325  
3/8-24 x 1-1/4  
Pkg. Qty. 10



4-4326  
3/8-24 x 1-1/2  
Pkg. Qty. 10

FLAT HEAD SOCKET CAP SCREWS



Hardware illustrations are actual size.



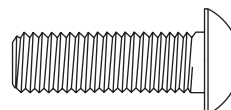
# BUTTON HEAD SOCKET CAP SCREWS

## #10-24

**4-5102**  
#10-24 x 1/2  
Pkg. Qty. 10



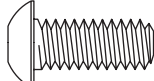
## 5/16-24



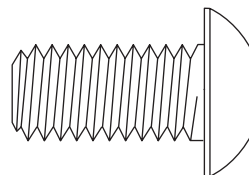
**4-5301**  
5/16-24 x 1  
Pkg. Qty. 10

## 1/4-20

**4-5113**  
1/4-20 x 5/8  
Pkg. Qty. 10

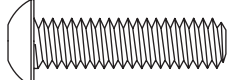


## 1/2-13

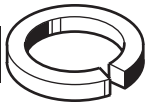


**4-5204**  
1/2-13 x 1  
Pkg. Qty. 10

**4-5116**  
1/4-20 x 1  
Pkg. Qty. 10



Hardware illustrations are actual size.



# LOCKWASHERS

## Split

**4-7111**  
#6  
Pkg. Qty. 1



**4-7112**  
#8  
Pkg. Qty. 1



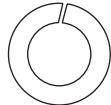
**4-7113**  
#10  
Pkg. Qty. 1



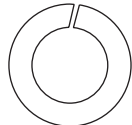
**4-7114**  
1/4  
Pkg. Qty. 1



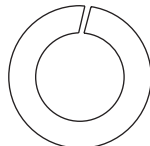
**4-7115**  
5/16  
Pkg. Qty. 1



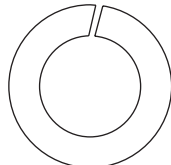
**4-7116**  
3/8  
Pkg. Qty. 25



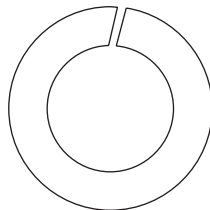
**4-7117**  
7/16  
Pkg. Qty. 25



**4-7118**  
1/2  
Pkg. Qty. 25



**4-7119**  
5/8  
Pkg. Qty. 25



## Hi-Collar Split

**4-7145**  
#8  
Pkg. Qty. 1



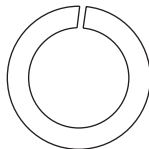
**4-7146**  
#10  
Pkg. Qty. 25



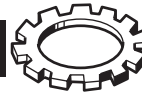
**4-7147**  
1/4  
Pkg. Qty. 25



**4-7151**  
1/2  
Pkg. Qty. 10



HARDWARE



# LOCKWASHERS

## External Tooth

**4-7123**  
#8  
Pkg. Qty. 1



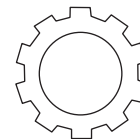
**4-7124**  
#10  
Pkg. Qty. 1




**4-7125**  
1/4  
Pkg. Qty. 1



**4-7127**  
3/8  
Pkg. Qty. 25

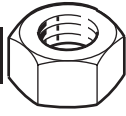


**4-7129**  
1/2  
Pkg. Qty. 25



Hardware illustrations are actual size.



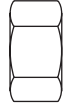
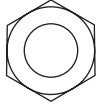


# HEX NUTS

## Standard Hex Nuts

### Coarse

**4-6112**  
1/4-20  
Pkg. Qty. 25



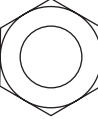
### Fine

**4-6113**  
1/4-28  
Pkg. Qty. 25

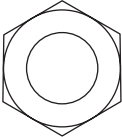
**4-6115**  
5/16-24  
Pkg. Qty. 25



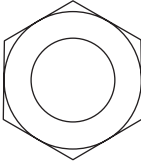
**4-6114**  
5/16-18  
Pkg. Qty. 25



**4-6116**  
3/8-16  
Pkg. Qty. 25

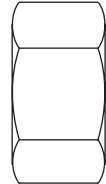
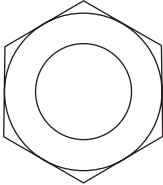


**4-6118**  
7/16-14  
Pkg. Qty. 25



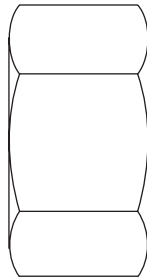
**4-6119**  
7/16-20  
Pkg. Qty. 25

**4-6120**  
1/2-13  
Pkg. Qty. 25



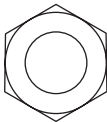
**4-6121**  
1/2-20  
Pkg. Qty. 25

**4-6127**  
3/4-16  
Pkg. Qty. 25



## Grade 8 Hex Nut

**4-6703**  
5/16-18  
Pkg. 1 ea.  
ROHS, Zinc



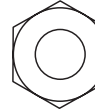
## Machine Screw Nuts

### Coarse

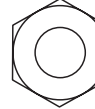
**4-6133**  
#10-24  
Pkg. Qty. 25



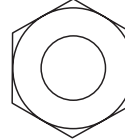
**4-6135**  
#12-24  
Pkg. Qty. 25



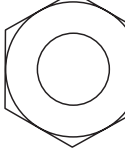
**4-6136**  
1/4-20  
Pkg. Qty. 25



**4-6138**  
5/16-18  
Pkg. Qty. 25



**4-6139**  
3/8-16  
Pkg. Qty. 25



### Fine

**4-6130**  
#4-40  
Pkg. Qty. 25



**4-6131**  
#6-32  
Pkg. Qty. 25



**4-6132**  
#8-32  
Pkg. Qty. 25



**4-6134**  
#10-32  
Pkg. Qty. 25



## Flexloc Nuts

### Coarse

**4-6243**  
#10-24  
Pkg. Qty. 10



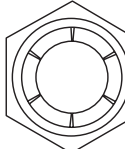
**4-6245**  
1/4-20  
Pkg. Qty. 10



**4-6247**  
5/16-18  
Pkg. Qty. 10



**4-6249**  
3/8-16  
Pkg. Qty. 10



### Fine

**4-6248**  
5/16-24  
Pkg. Qty. 10



HARDWARE

Hardware illustrations are actual size.



















# HEX NUTS

HARDWARE

## Nylock Nuts

**Coarse**













**Fine**

			<b>4-6211</b> #6-32 Pkg. Qty. 25
			<b>4-6212</b> #8-32 Pkg. Qty. 25
<b>4-6213</b> #10-24 Pkg. Qty. 25			<b>4-6214</b> #10-32 Pkg. Qty. 25
<b>4-6215</b> 1/4-20 Pkg. Qty. 25			<b>4-6216</b> 1/4-28 Pkg. Qty. 25
<b>4-6217</b> 5/16-18 Pkg. Qty. 1			<b>4-6218</b> 5/16-24 Pkg. Qty. 25
<b>4-6219</b> 3/8-16 Pkg. Qty. 25			<b>4-6220</b> 3/8-24 Pkg. Qty. 25
			<b>4-6222</b> 7/16-20 Pkg. Qty. 25
<b>4-6223</b> 1/2-13 Pkg. Qty. 25			<b>4-6224</b> 1/2-20 Pkg. Qty. 25

## Jam Nuts

**Coarse**

**Fine**

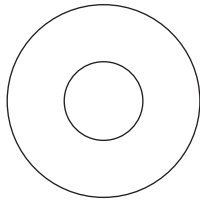
			<b>4-6413</b> 1/4-28 R.H. Pkg. Qty. 25
			<b>4-6414</b> 5/16-18 R.H. Pkg. Qty. 20
			<b>4-6416</b> 3/8-16 R.H. Pkg. Qty. 25
			<b>4-6419</b> 7/16-20 R.H. Pkg. Qty. 25
			<b>4-6421</b> 1/2-20 R.H. Pkg. Qty. 25
			<b>4-6423</b> 5/8-18 R.H. Pkg. Qty. 25

Hardware illustrations are actual size.

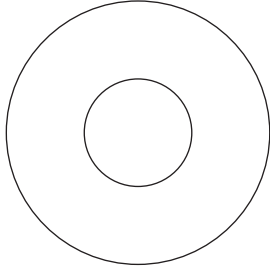


# FLAT WASHERS

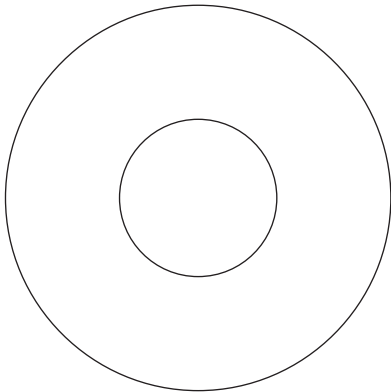
## USS



**4-7213**  
3/8  
Pkg. Qty. 20



**4-7215**  
1/2  
Pkg. Qty. 20



**4-7217**  
3/4  
Pkg. Qty. 10



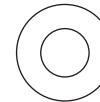
## SAE



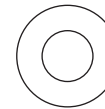
**4-7218**  
#6  
Pkg. Qty. 25



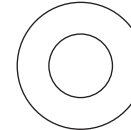
**4-7219**  
#8  
Pkg. Qty. 25



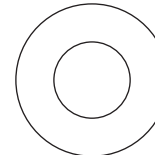
**4-7220**  
#10  
Pkg. Qty. 25



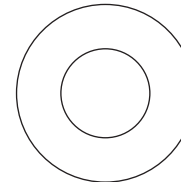
**4-7221**  
1/4  
Pkg. Qty. 25



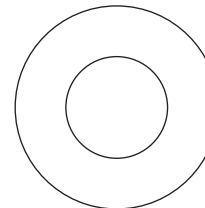
**4-7222**  
5/16  
Pkg. Qty. 25



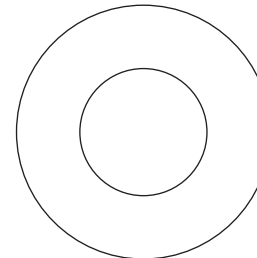
**4-7223**  
3/8  
Pkg. Qty. 20



**4-7224**  
7/16  
Pkg. Qty. 20



**4-7225**  
1/2  
Pkg. Qty. 20



**4-7226**  
5/8  
Pkg. Qty. 20

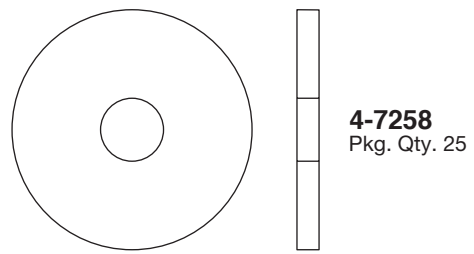
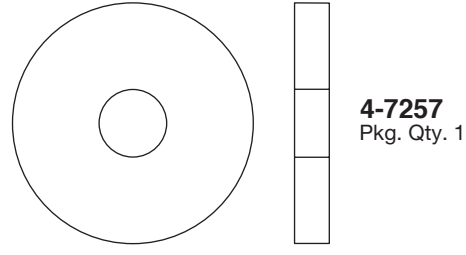
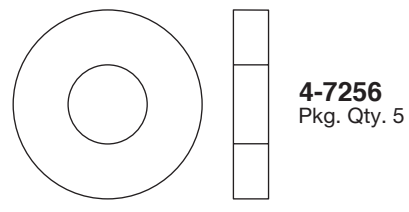
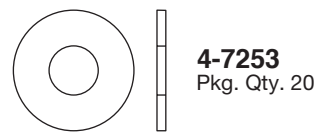
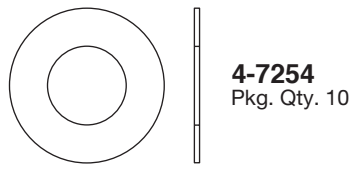
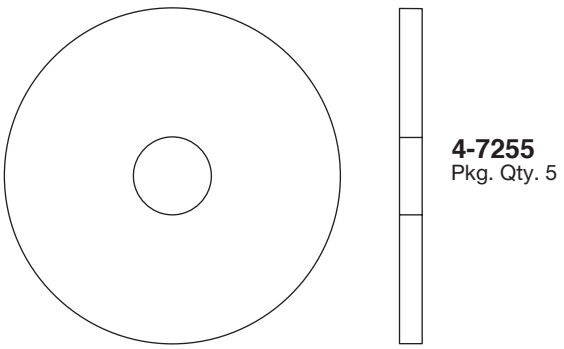
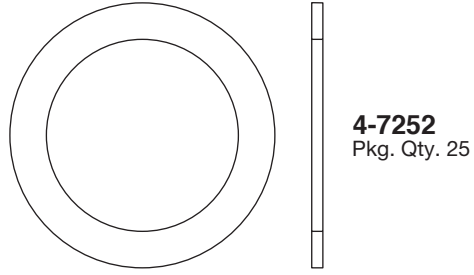
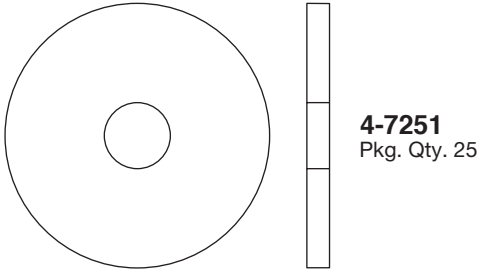


HARDWARE

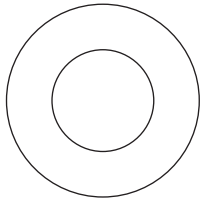
Hardware illustrations are actual size.

 **FLAT WASHERS**

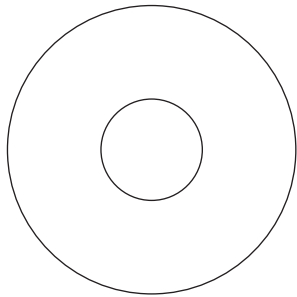
**Non-Standard**



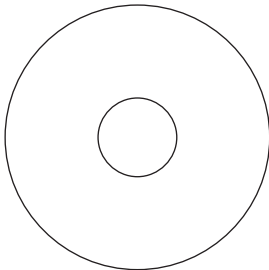
Hardware illustrations are actual size.

**Non-Standard**


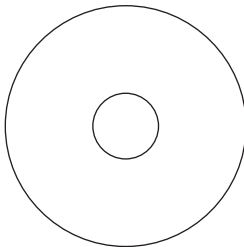
**4-7259**  
Pkg. Qty. 20



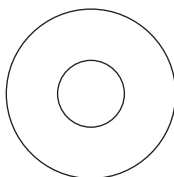
**4-7260**  
Pkg. Qty. 25



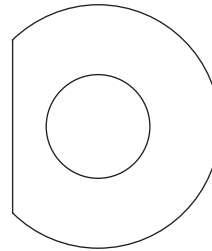
**4-7261**  
Pkg. Qty. 10



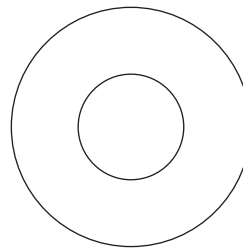
**4-7262**  
Pkg. Qty. 10



**4-7263**  
Pkg. Qty. 5

**Special**


**4-7301**  
D-Washer  
Pkg. Qty. 5



**4-7302**  
Fiber Washer  
Pkg. Qty. 10

**HARDWARE**

Hardware illustrations are actual size.



# RETAINING RINGS

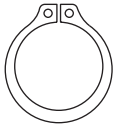
## External



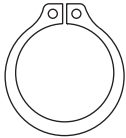
**4-8110**  
Pkg. Qty. 20



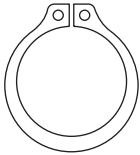
**4-8115**  
Pkg. Qty. 20



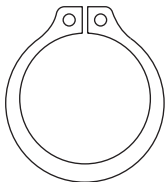
**4-8120**  
Pkg. Qty. 20



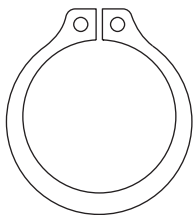
**4-8125**  
Pkg. Qty. 20



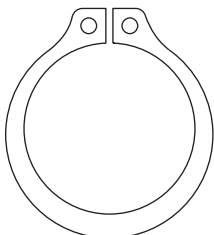
**4-8130**  
Pkg. Qty. 20



**4-8135**  
Pkg. Qty. 20

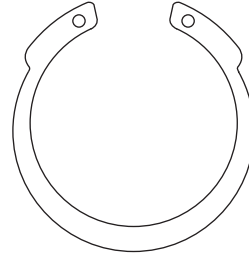


**4-8145**  
Pkg. Qty. 20

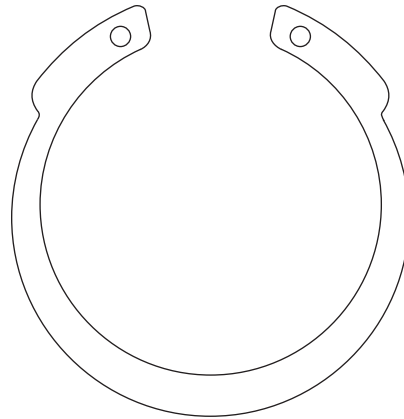


**4-8150**  
Pkg. Qty. 20

## Inverted Internal

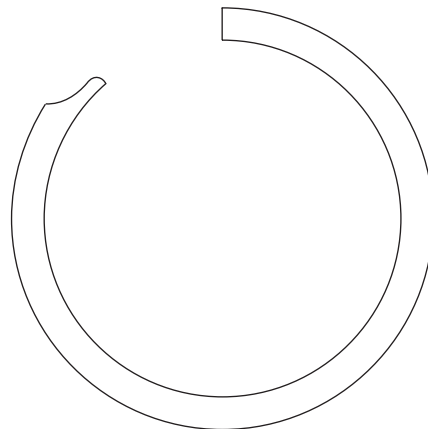


**4-8160**  
Pkg. Qty. 20



**4-8165**  
Pkg. Qty. 20

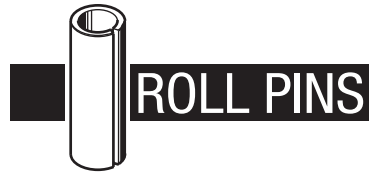
## Internal Spirol



**4-8175**  
Pkg. Qty. 20

Hardware illustrations are actual size.





# ROLL PINS

**4-8205**  
1/8 x 1/2  
Pkg. Qty. 25



**4-8210**  
1/8 x 7/8  
Pkg. Qty. 25



**4-8215**  
1/8 x 15/16  
Pkg. Qty. 25



**4-8220**  
5/32 x 3/4  
Pkg. Qty. 20



**4-8225**  
5/32 x 1-1/4  
Pkg. Qty. 10



**4-8230**  
3/16 x 3/8  
Pkg. Qty. 25



**4-8235**  
3/16 x 1/2  
Pkg. Qty. 25



**4-8240**  
3/16 x 5/8  
Pkg. Qty. 25



**4-8245**  
3/16 x 3/4  
Pkg. Qty. 20



**4-8250**  
3/16 x 1  
Pkg. Qty. 25



**4-8255**  
3/16 x 1-1/2  
Pkg. Qty. 25



**4-8260**  
3/16 x 1-3/4  
Pkg. Qty. 25



**4-8265**  
1/4 x 1/2  
Pkg. Qty. 1



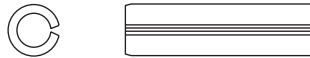
**4-8270**  
1/4 x 5/8  
Pkg. Qty. 25



1/4 x 3/4  
Pkg. Qty. 10



**4-8280**  
1/4 x 1  
Pkg. Qty. 25



**4-8285**  
1/4 x 1-1/4  
Pkg. Qty. 25




**4-8290**  
1/4 x 1-3/4  
Pkg. Qty. 25



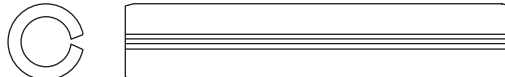
**4-8295**  
1/4 x 2  
Pkg. Qty. 25



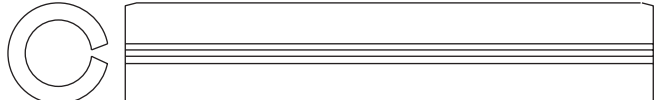
**4-8300**  
3/8 x 1-1/2  
Pkg. Qty. 20



**4-8305**  
3/8 x 2  
Pkg. Qty. 20



























**4-8320**  
1/2 x 2-3/4  
Pkg. Qty. 10



Hardware illustrations are actual size.



# SPIROL PINS

<b>4-8410</b> 3/32 x 5/8 Pkg. Qty. 20		
<b>4-8415</b> 3/32 x 3/4 Pkg. Qty. 20		
<b>4-8420</b> 3/32 x 1 Pkg. Qty. 20		
<b>4-8425</b> 1/8 x 1 Pkg. Qty. 20		
<b>4-8430</b> 1/8 x 1-1/8 Pkg. Qty. 20		
<b>4-8435</b> 5/32 x 1-1/8 Pkg. Qty. 20		
<b>4-8440</b> 3/16 x 3/4 Pkg. Qty. 20		
<b>4-8445</b> 3/16 x 1-1/8 Pkg. Qty. 20		
<b>4-8450</b> 3/16 x 1-1/4 Pkg. Qty. 20		
<b>4-8455</b> 3/16 x 1-3/8 Pkg. Qty. 20		
<b>4-8286</b> 1/4 x 1-1/2 Pkg. Qty. 10		
<b>4-8460</b> 5/16 x 1-5/8 Pkg. Qty. 25		

Hardware illustrations are actual size.



# MACHINE KEYS

## Square Keys

**4-8530**  
Pkg. Qty. 5



Moving deck-scissor control cable pulley/shaft assembly, Jetback ball booster shaft

**4-8560**  
Pkg. Qty. 5



Pin wheel jack shaft - single small sheave, Turret drive bevel gear shaft/belt sheave

**4-8540**  
Pkg. Qty. 5




Elevator jack shafts - 12" sheaves

**4-8555**  
Pkg. Qty. 5



Pin wheel jack shaft - magnetic clutch keyway

**4-8550**  
Pkg. Qty. 5



Elevator jack shafts - small sheaves

**4-8535**  
Pkg. Qty. 5



Detector main shaft. Pinsetter motor shaft (shorten as required)

**4-8545**  
Pkg. Qty. 5



Ball wheel jack shaft - ball wheel pulley keyway

**4-8520**  
Pkg. Qty. 5



1 to 1 shaft - spur gear

**4-8525**  
Pkg. Qty. 5



1 to 1 shaft - moving deck, scissor and rake cams

**4-8515**  
Pkg. Qty. 5



4 to 1 shaft - bronze gear

## Rectangular Keys

**4-8510**  
Pkg. Qty. 5



1 to 1 shaft - extended cycle cams

**4-8565**  
Pkg. Qty. 5




Pin wheel jack shaft - nylon bevel gear drive

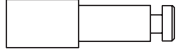
Hardware illustrations are actual size.



**6-045**  
Pkg. Qty. 5




**6-020**  
Pkg. Qty. 1




**6-105**  
Pkg. Qty. 5




**6-110**  
Pkg. Qty. 5




**6-115**  
Pkg. Qty. 5




**6-120**  
Pkg. Qty. 5




**6-125**  
Pkg. Qty. 5




**6-130**  
Pkg. Qty. 5



**6-135**  
Pkg. Qty. 5




**6-140**  
Pkg. Qty. 5



**6-145**  
Pkg. Qty. 5




**6-150**  
Pkg. Qty. 5



**6-155**  
Pkg. Qty. 5




**6-160**  
Pkg. Qty. 5



**6-165**  
Pkg. Qty. 5



**6-170**  
Pkg. Qty. 5



**6-205**  
Pkg. Qty. 5




**6-210**  
Pkg. Qty. 5



**6-215**  
Pkg. Qty. 5




**6-220**  
Pkg. Qty. 5



**6-225**  
Pkg. Qty. 5




**6-230**  
Pkg. Qty. 5



**6-235**  
Pkg. Qty. 5



**6-240**  
Pkg. Qty. 5




**6-245**  
Pkg. Qty. 5




**6-250**  
Pkg. Qty. 5



**6-255**  
Pkg. Qty. 5



**6-260**  
Pkg. Qty. 5



**6-265**  
Pkg. Qty. 5




Hardware illustrations are actual size.




# X-WASHER PINS


**6-305**  
Pkg. Qty. 2



**6-310**  
Pkg. Qty. 2



**6-315**  
Pkg. Qty. 2




**6-320**  
Pkg. Qty. 2




**6-325**  
Pkg. Qty. 2




**6-285**  
Pkg. Qty. 2



**6-405**  
Pkg. Qty. 2




**6-410**  
Pkg. Qty. 2



**6-605**  
Pkg. Qty. 2




**6-505**  
Pkg. Qty. 1




**6-510**  
Pkg. Qty. 2




**6-515**  
Pkg. Qty. 1



**6-005**  
Pkg. Qty. 2




**6-010**  
Pkg. Qty. 2



**6-185**  
Pkg. Qty. 1



**6-290**  
Pkg. Qty. 2



HARDWARE



# X-WASHERS

**11-2300**  
Pkg. Qty. 25



**11-2301**  
Pkg. Qty. 25



**11-2302**  
Pkg. Qty. 25



**11-2303**  
Pkg. Qty. 25



**11-2305**  
Pkg. Qty. 25

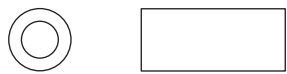


Hardware illustrations are actual size.

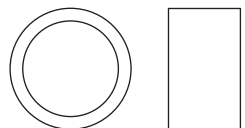


# SLEEVE OILITE BEARINGS

**9-005**  
Pkg. Qty. 5  
Rear Long Link



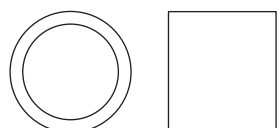
**9-225**  
Pkg. Qty. 5  
Spring Guide Tube



**9-915**  
Pkg. Qty. 5  
"C" Link to Indexing  
Bell Crank



**9-230**  
Pkg. Qty. 1  
Rake Sweep Shaft  
Left Hand



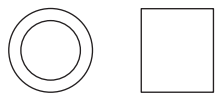
**9-035**  
Pkg. Qty. 1  
Interlock Probe



**9-235**  
Pkg. Qty. 1  
Gear Box Clutch  
Support  
"A" Triggering Kit




**9-045**  
Pkg. Qty. 1  
Long Link Bell Crank



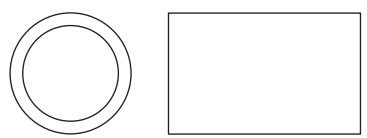
**9-240**  
Pkg. Qty. 5  
Gear Box Clutch  
Lever Support



**9-925**  
Pkg. Qty. 5  
OOR Controller -  
Bottom



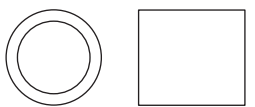
**9-245**  
Pkg. Qty. 5  
Rake Support Arm




**9-110**  
Pkg. Qty. 1  
Scissors Distribution  
Rod Lever



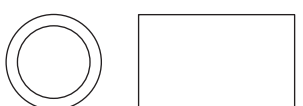
**9-115**  
Pkg. Qty. 10  
Scissors Connecting  
Rod Ends



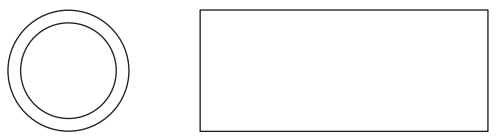
**9-815**  
Pkg. Qty. 2  
Rake Lift Shaft  
Shock Mount Pit  
Cushion Arm  
"A" Style



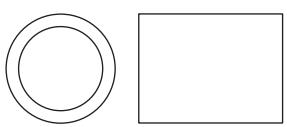
**9-120**  
Pkg. Qty. 5  
Standing Pins  
Selector Pivot



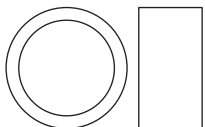
**9-255**  
Pkg. Qty. 1  
Rake Trip Shaft  
Shotgun



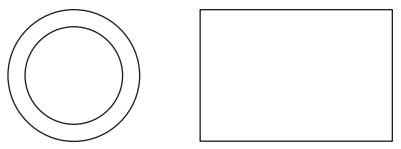
**9-140**  
Pkg. Qty. 5  
Pit Cushion Lift Rod &  
Ball Stop Hook



**9-220**  
Pkg. Qty. 5  
Clutch Yoke Pivot



**9-250**  
Pkg. Qty. 1  
Rake Trip Shaft  
Shotgun  
Rake Crank Rod




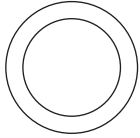
Hardware illustrations are actual size.




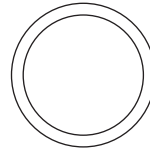


# SLEEVE OILITE BEARINGS

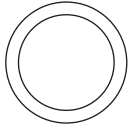
**9-820**  
Pkg. Qty. 2  
Pit Cushion  
Lift Rod Ends




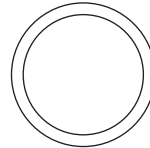
**9-325**  
Pkg. Qty. 1  
Pit Cushion



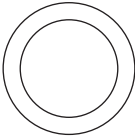
**9-290**  
Pkg. Qty. 1  
Rake Lift Rod




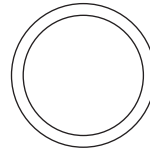
**9-315**  
Pkg. Qty. 5  
Clutch Cam Follower  
Spring Guide Tube



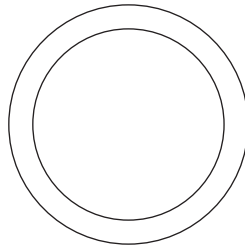
**9-260**  
Pkg. Qty. 5  
Rake Lift Rod




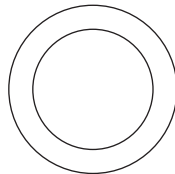
**9-320**  
Pkg. Qty. 5  
Moving Deck  
Scissors Latch  
"Flag"



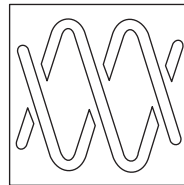
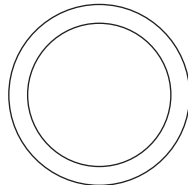
**9-430**  
Pkg. Qty. 5  
Elevator  
Jack Shaft




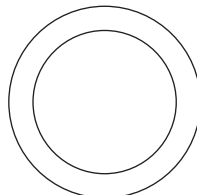
**9-410**  
Pkg. Qty. 1  
Pit Conveyor  
Pulley Arm



**9-825**  
Pkg. Qty. 1  
Ball Cushion  
Mount



**9-420**  
Pkg. Qty. 1  
Rake Trip Shaft  
Shotgun



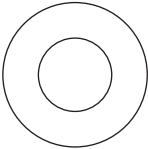
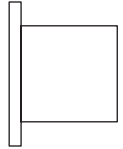
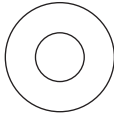

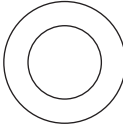
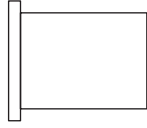
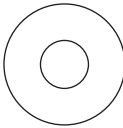
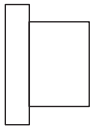
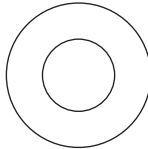
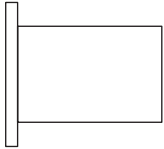
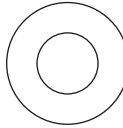

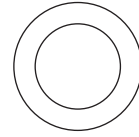
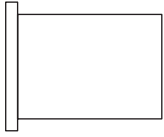
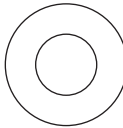
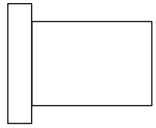
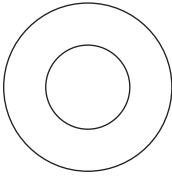
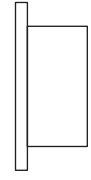
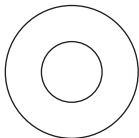
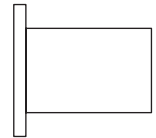
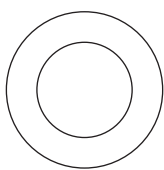
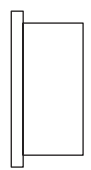
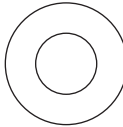
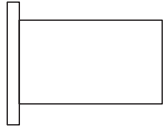
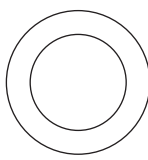

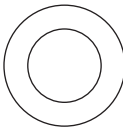
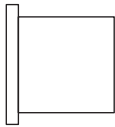
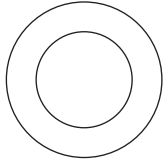



HARDWARE

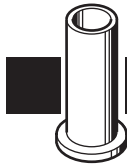
Hardware illustrations are actual size.



# FLANGED OILITE BEARINGS


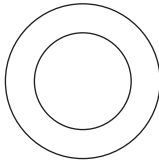
<p><b>9-505</b> Pkg. Qty. 5 Long Link</p>			<p><b>9-615</b> Pkg. Qty. 1 Indexing Bell Crank Lever</p>		
<p><b>9-525</b> Pkg. Qty. 10 Pin Release Lever</p>			<p><b>9-620</b> Pkg. Qty. 1 Spider Release Lever</p>		
<p><b>9-530</b> Pkg. Qty. 5 Rake Trip Arm</p>			<p><b>9-625</b> Pkg. Qty. 5 Turret Frame</p>		
<p><b>9-950</b> Pkg. Qty. 5 Scissors</p>			<p><b>9-670</b> Pkg. Qty. 5 Torsion Latch</p>		
<p><b>9-560</b> Pkg. Qty. 5 Pin Release Lever</p>			<p><b>9-675</b> Pkg. Qty. 5 Time Delay Gear</p>		
<p><b>9-565</b> Pkg. Qty. 5 Cross Conveyor Pin Gate</p>			<p><b>9-680</b> Pkg. Qty. 5 Detector, Detector Mounting Plate, Gear Box</p>		
<p><b>9-570</b> Pkg. Qty. 5 Turret Interlock Probe</p>			<p><b>9-685</b> Pkg. Qty. 5 Motor-Elevator Belt Tensioner all Preference System</p>		
<p><b>9-610</b> Pkg. Qty. 5 Rake Lift Shaft</p>			<p><b>9-690</b> Pkg. Qty. 5 Rake Sweep Shaft</p>		

Hardware illustrations are actual size.

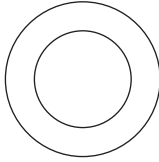


# FLANGED OILITE BEARINGS


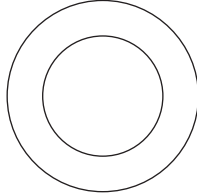
**9-695**  
Pkg. Qty. 1  
Rake Crank Rod



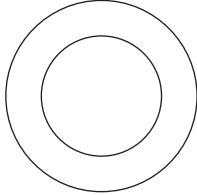
**9-700**  
Pkg. Qty. 5  
2 Piece Clutch  
Reset Lever




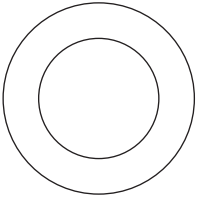
**9-705**  
Pkg. Qty. 1  
Deck Jam Kit,  
Rake Lift  
Cam Follower,  
Elevator Idler Arm




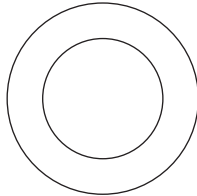
**9-710**  
Pkg. Qty. 5  
Rake Lift Shaft



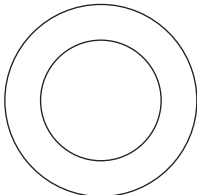
**9-715**  
Pkg. Qty. 5  
Ball Stop



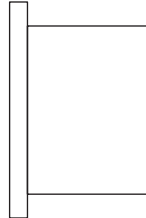
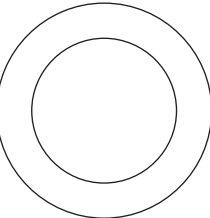
**9-720**  
Pkg. Qty. 5  
Pit Conveyor  
Pulley Arm




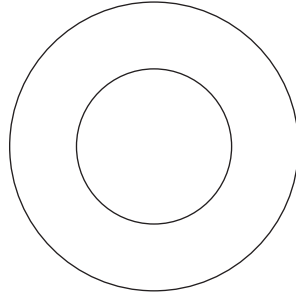
**9-960**  
Pkg. Qty. 5  
Scissor Arm



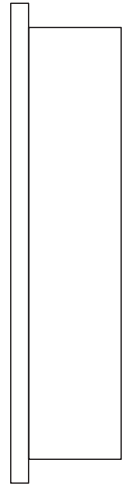
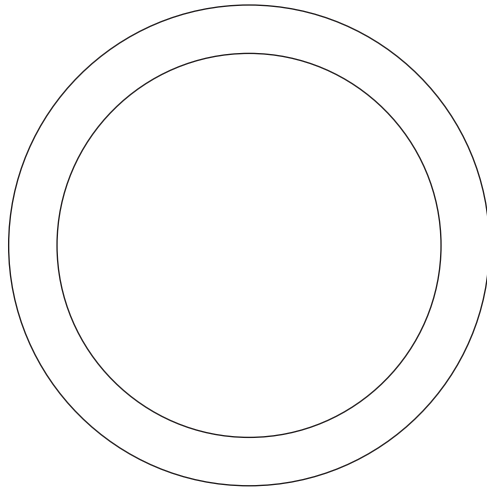
**9-725**  
Pkg. Qty. 2  
"Y" Switch



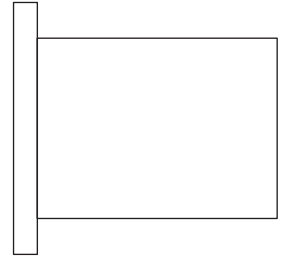
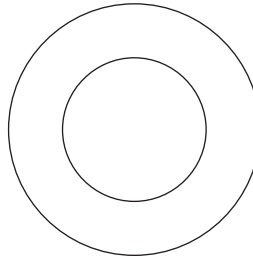
**9-730**  
Pkg. Qty. 2  
Moving Deck  
Cam Follower  
Scissors Cam  
Follower




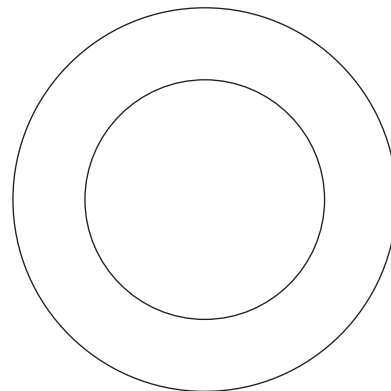
**9-780**  
Pkg. Qty. 1  
Turret Clutch  
Plate



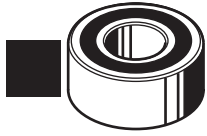
**9-735**  
Pkg. Qty. 2  
Ball Lift Rod Arms



**9-765**  
Pkg. Qty. 2  
Ball Lift Rod Arms

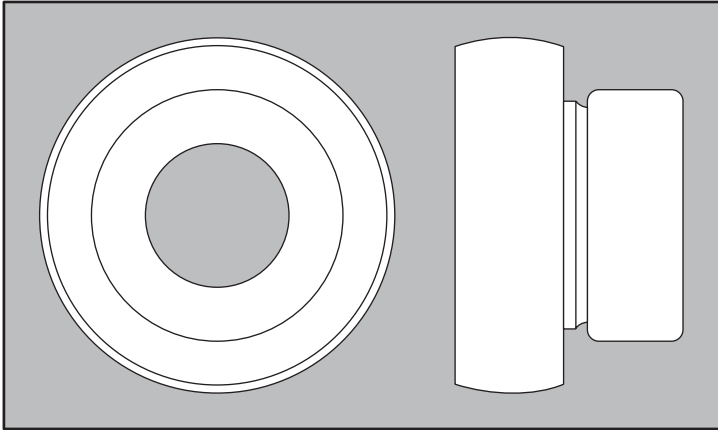


Hardware illustrations are actual size.

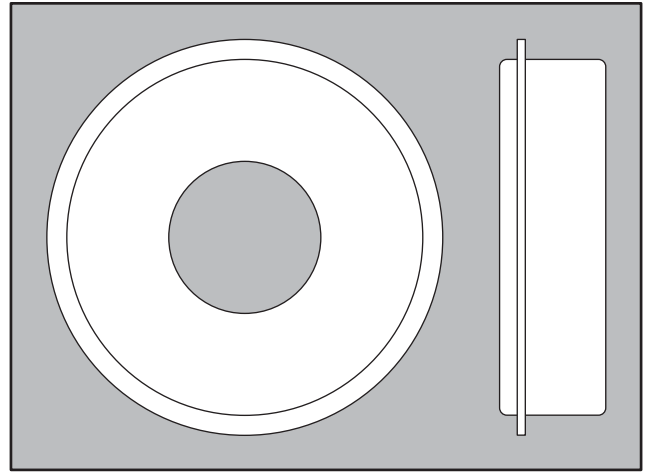


# BALL BEARINGS


HARDWARE



**25-067**  
Ball Booster Shaft

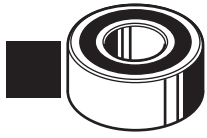


**25-001**  
Pin Wheel Jack Shaft




**25-003**  
4:1 Shaft

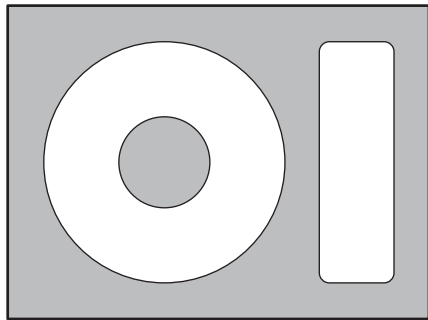
Hardware illustrations are actual size.




# BALL BEARINGS



**25-004**  
2:1 Shaft




**25-005**  
Ball Wheel Guide Roller




**25-007**  
Deck Lowering Link Connector  
Pin Wheel Guide Roller

Hardware illustrations are actual size.


 **BALL BEARINGS**



**25-009**  
1:1 Shaft



**25-011**  
Ball Wheel Roller  
Pin Wheel Roller  
Ball Accelerator Pulleys




**25-012**  
Pinsetter Motor - Front

Hardware illustrations are actual size.







**BALL BEARINGS**




**25-013**  
Jogger Arm



**25-014**  
2:1 Shaft



**25-008**  
Cross Conveyor Drive Shaft



**25-006**  
Elevator Drive Belt Tensioner

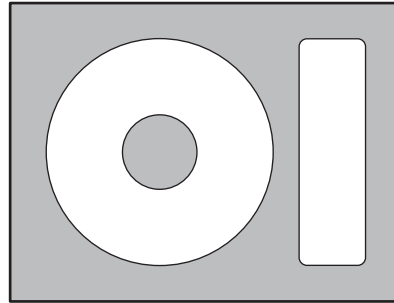
**HARDWARE**

Hardware illustrations are actual size.




# BALL BEARINGS

HARDWARE



**25-016**  
Ball Stop Hook

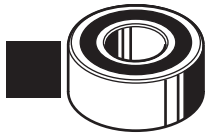


**25-059**  
Magnetic Clutch  
4:1 Shaft

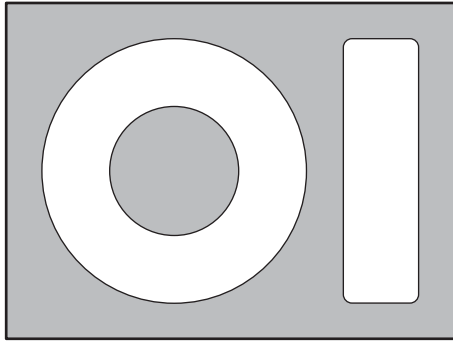


**25-017**  
Deck Support Arm  
Deck Lift Shaft

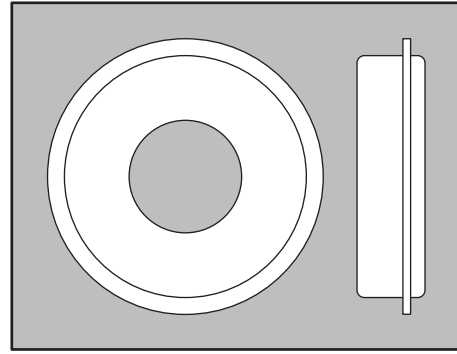
Hardware illustrations are actual size.



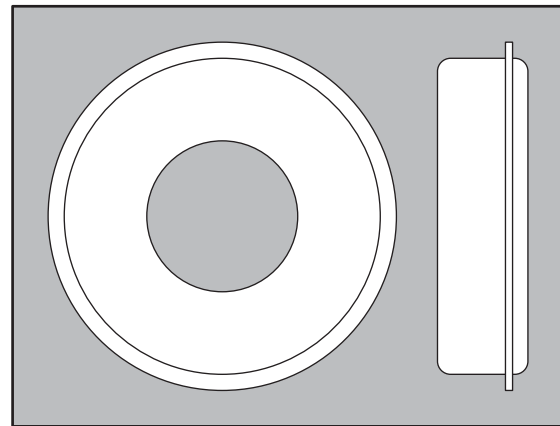
# BALL BEARINGS



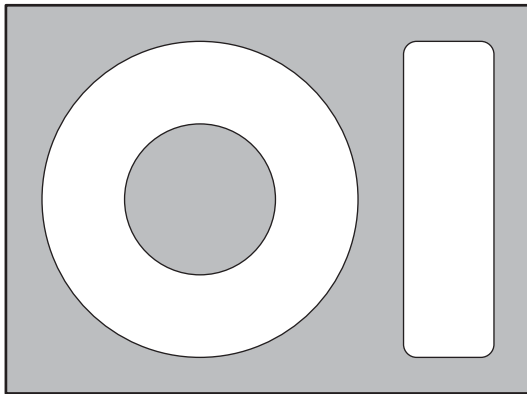
**25-018**  
Detector 1:1 Shaft



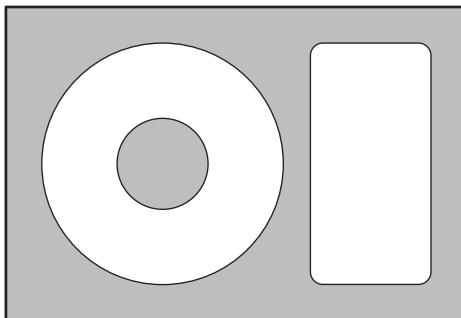
**25-019**  
Detector 1:1 Shaft




**25-022**  
Turret Clutch



**25-020**  
Turret Clutch



**25-023**  
Pin Wheel Guide Roller



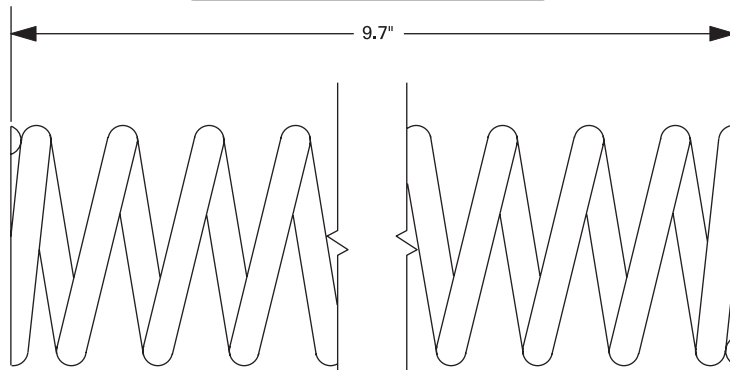
**25-024**  
4:1 Shaft

Hardware illustrations are actual size.

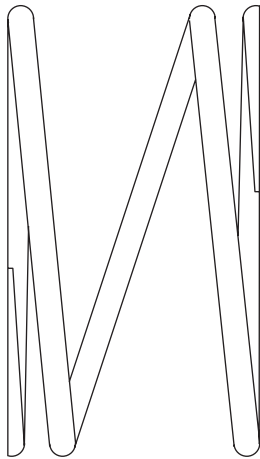


# SPRINGS

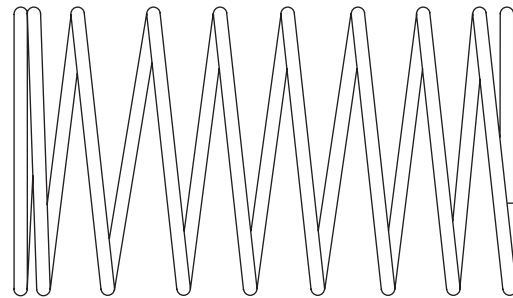
## Compression Springs



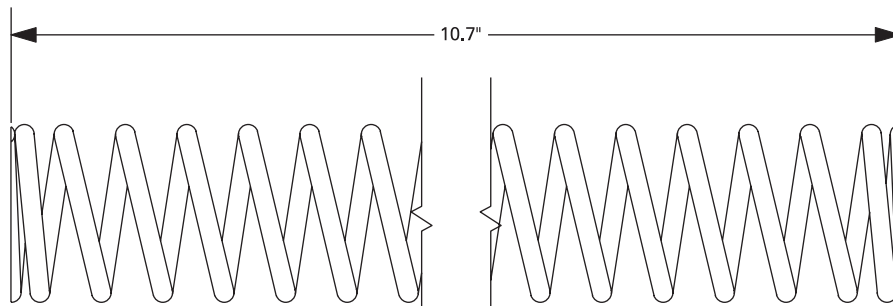
**12-1082**  
Cable and Tube Assembly



**8-136**  
Clutch and Pulley Assembly



**8-323**  
Trip Lever and Spring Assembly

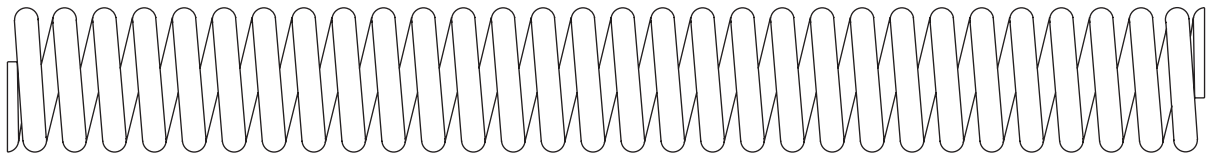


**12-1081**  
Cable and Tube Assembly

Hardware illustrations are actual size.

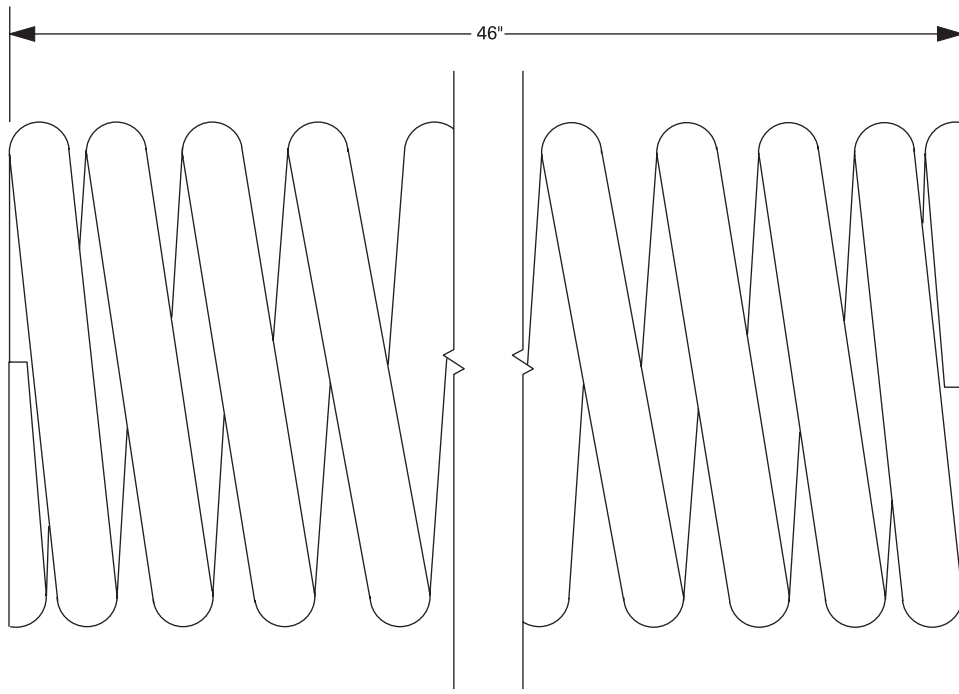


**Compression Springs**



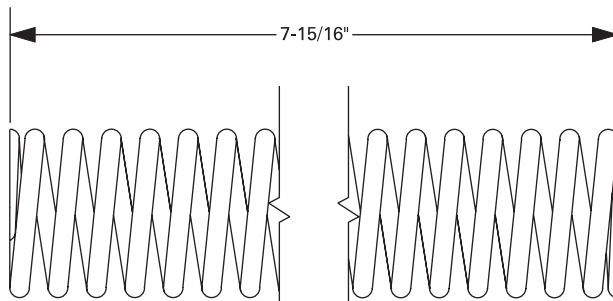
**12-3072**

Pit Conveyor Assembly



**12-3526**

Frame Assembly



**12-4022**

Ball Lift Rod Assembly

**HARDWARE**

Hardware illustrations are actual size.



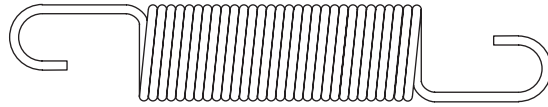
# SPRINGS

## Tension Springs




**8-311**

Gear Box Assembly



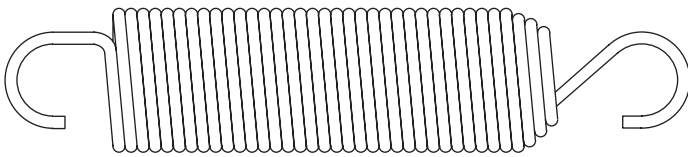
**8-306**

Gear Box Assembly



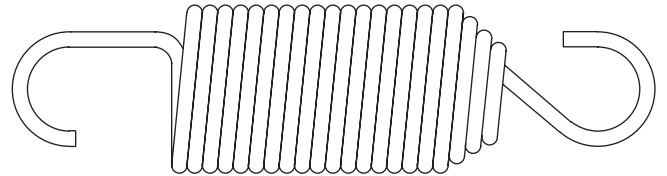
**8-319**

Gear Box Assembly  
Complete Triggering Kit



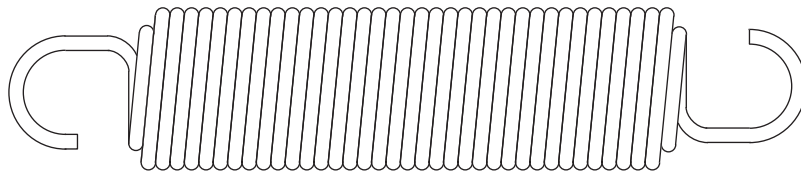
**8-316**

Gear Box Assembly



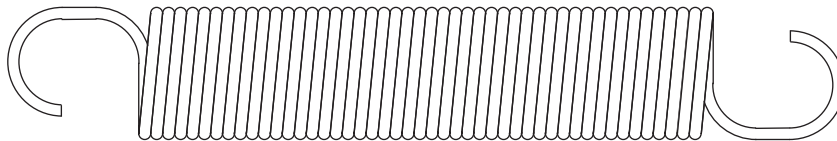
**8-309**

Gear Box Assembly



**8-373**

Model A•2 Pinsetter Center Ball Return System



**8-376**

Model A•2 Pinsetter Center Ball Return System

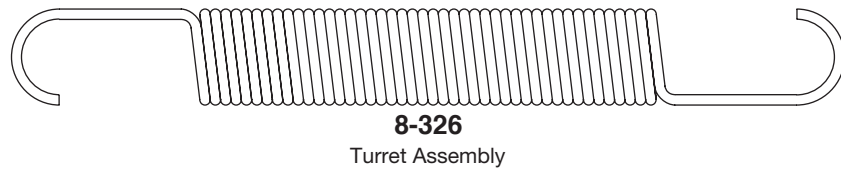
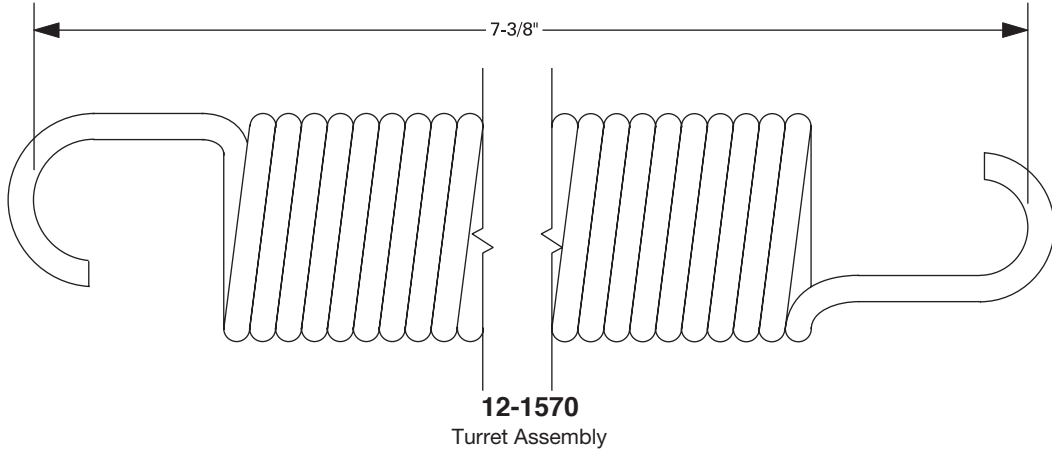
HARDWARE

Hardware illustrations are actual size.



**Tension Springs**

**HARDWARE**



Hardware illustrations are actual size.



QB No.	Product Description	Brunswick No.	Page	QB No.	Product Description	Brunswick No.	Page
4-1204	Hex Head Cap Screw - #10-24 x 5/8		58	4-2662	Hex Head Cap Screw - 1/4-28 x 1-1/4		57
4-1205	Hex Head Cap Screw - #10-24 x 3/4		58	4-2682	Hex Head Cap Screw - 5/16-24 x 3/4		59
4-1208	Hex Head Cap Screw - #10-24 x 1-1/2		58	4-2684	Hex Head Cap Screw - 5/16-24 x 1		59
4-1209	Hex Head Cap Screw - #10-24 x 1-3/4		58	4-2709	Hex Head Cap Screw - 3/8-24 x 1-1/4		59
4-1210	Hex Head Cap Screw - #10-24 x 2		58	4-2715	Hex Head Cap Screw - 3/8-24 x 2-3/4	10-002001-000	26, 27, 59
4-2102	Hex Head Cap Screw - 1/4-20 x 1/2		57	4-2760	Hex Head Cap Screw - 1/2-20 x 3-1/2	10-002006-000	26, 27, 60
4-2103	Hex Head Cap Screw - 1/4-20 x 5/8		57	4-3104	Socket Head Cap Screw - #10-24 x 3/4		61
4-2104	Hex Head Cap Screw - 1/4-20 x 3/4		57	4-3105	Socket Head Cap Screw - #10-24 x 7/8		61
4-2105	Hex Head Cap Screw - 1/4-20 x 7/8		57	4-3108	Socket Head Cap Screw		8
4-2106	Hex Head Cap Screw - 1/4-20 x 1		57	4-3113	Socket Head Cap Screw - 1/4-20 x 5/8		61
4-2108	Hex Head Cap Screw - 1/4-20 x 1-1/4		57	4-3114	Socket Head Cap Screw - 1/4-20 x 3/4		61
4-2109	Hex Head Cap Screw - 1/4-20 x 1-1/2		57	4-3115	Socket Head Cap Screw - 1/4-20 x 7/8		61
4-2110	Hex Head Cap Screw - 1/4-20 x 1-3/4		57	4-3116	Socket Head Cap Screw - 1/4-20 x 1		61
4-2111	Hex Head Cap Screw - 1/4-20 x 2		57	4-3122	Socket Head Cap Screw - 1/4-20 x 2-1/2		61
4-2112	Hex Head Cap Screw - 1/4-20 x 2-1/4		57	4-3138	Socket Head Cap Screw - 5/16-18 x 7/8	11-005263-001	10, 61
4-2113	Hex Head Cap Screw - 1/4-20 x 2-1/2		57	4-3139	Socket Head Cap Screw - 5/16-18 x 1		61
4-2114	Hex Head Cap Screw - 1/4-20 x 2-3/4		57	4-3140	Socket Head Cap Screw - 5/16-18 x 1-1/4		61
4-2126	Hex Head Cap Screw - 5/16-18 x 1/2		58	4-3161	Socket Head Cap Screw - 3/8-16 x 7/8		61
4-2127	Hex Head Cap Screw - 5/16-18 x 5/8		58	4-3168	Socket Head Cap Screw - 3/8-16 x 2-1/2		61
4-2128	Hex Head Cap Screw - 5/16-18 x 3/4		58	4-3264	Socket Head Cap Screw - #10-32 x 1/2		61
4-2129	Hex Head Cap Screw - 5/16-18 x 7/8		58	4-3265	Socket Head Cap Screw - #10-32 x 5/8		61
4-2130	Hex Head Cap Screw - 5/16-18 x 1	11-001264-001	10, 58	4-3328	Socket Head Cap Screw - 3/8-24 x 2-1/16	10-009001-001	26, 27, 61
4-2132	Hex Head Cap Screw - 5/16-18 x 1-1/4		58	4-3351	Socket Head Cap Screw - 7/16-20 x 2-1/2		61
4-2133	Hex Head Cap Screw - 5/16-18 x 1-1/2		58	4-3371	Socket Head Cap Screw - 1/2-20 x 2-1/4		61
4-2134	Hex Head Cap Screw - 5/16-18 x 1-3/4		58	4-4101	Flat Head Socket Cap Screw - #10-24 x 3/8		62
4-2135	Hex Head Cap Screw - 5/16-18 x 1		58	4-4103	Flat Head Socket Cap Screw - #10-24 x 5/8		62
4-2138	Hex Head Cap Screw - 5/16-18 x 2-3/4		58	4-4104	Flat Head Socket Cap Screw - #10-24 x 3/4		62
4-2139	Hex Head Cap Screw - 5/16-18 x 3		58	4-4113	Flat Head Socket Cap Screw - 1/4-20 x 5/8	11-007180-001	34, 62
4-2141	Hex Head Cap Screw - 5/16-18 x 3-1/2		58	4-4114	Flat Head Socket Cap Screw - 1/4-20 x 3/4		62
4-2142	Hex Head Cap Screw - 5/16-18 x 3-3/4		58	4-4116	Flat Head Socket Cap Screw - 1/4-20 x 1		62
4-2148	Hex Head Cap Screw - 5/16-18 x 5-1/2		58	4-4117	Flat Head Socket Cap Screw - 1/4-20 x 1-1/4		62
4-2160	Hex Head Bolt 3/8-16 x 2.50"	11-001354-001	26, 27	4-4118	Flat Head Socket Cap Screw - 1/4-20 x 1-1/2		62
4-2183	Hex Head Cap Screw - 7/16-14 x 3		60	4-4123	Flat Head Socket Cap Screw - 1/4-20 x 2-3/4		62
4-2197	Hex Head Cap Screw - 1/2-13 x 1-1/4		60	4-4128	Flat Head Socket Cap Screw - 1/4-20 x 4		62
4-2198	Hex Head Cap Screw - 1/2-13 x 1-1/2		60	4-4139	Flat Head Socket Cap Screw - 5/16-18 x 1		62
4-2218	Hex Head Cap Screw	11-001664-001	10	4-4140	Flat Head Socket Cap Screw - 5/16-18 x 1-3/8		62
4-2284	Hex Head Cap Screw - 5/16-24 x 1		59	4-4162	Flat Head Socket Cap Screw - 3/8-16 x 1		62
4-2308	Hex Head Cap Screw - 3/8-24 x 1		59	4-4163	Flat Head Socket Cap Screw - 3/8-16 x 1-1/4	11-007346-001	10, 62
4-2311	Hex Head Cap Screw - 3/8-24 x 1-3/4		59	4-4166	Flat Head Socket Cap Screw - 3/8-16 x 2		62
4-2313	Hex Head Cap Screw - 3/8-24 x 2-1/4		59	4-4273	Flat Head Socket Cap Screw - 1/4-28 x 3/8		62
4-2314	Hex Head Bolt 3/8-24 x 2.50"	11-001394-001	26, 59	4-4298	Flat Head Socket Cap Screw - 5/16-24 x 5/8		62
4-2503	Hex Head Cap Screw - 1/4-20 x 5/8		57	4-4324	Flat Head Socket Cap Screw - 3/8-24 x 1		62
4-2504	Hex Head Cap Screw - 1/4-20 x 3/4		57	4-4325	Flat Head Socket Cap Screw - 3/8-24 x 1-1/4	11-007386-000	7, 62
4-2506	Hex Head Cap Screw - 1/4-20 x 1		57	4-4326	Flat Head Socket Cap Screw - 3/8-24 x 1-1/2		62
4-2507	Hex Head Cap Screw - 1/4-20 x 1-1/8		57	4-5102	Button Head Socket Cap Screw - #10-24 x 1/2		63
4-2508	Hex Head Cap Screw - 1/4-20 x 1-1/4		57	4-5113	Button Head Socket Cap Screw - 1/4-20 x 5/8		63
4-2509	Hex Head Cap Screw - 1/4-20 x 1-1/2		57	4-5116	Button Head Socket Cap Screw - 1/4-20 x 1		63
4-2511	Hex Head Cap Screw - 1/4-20 x 2		57	4-5204	Button Head Socket Cap Screw - 1/2-13 x 1		63
4-2531	Hex Head Cap Screw - 5/16-18 x 1-1/8		59	4-5301	Button Head Socket Cap Screw - 5/16-24 x 1		63
4-2535	Hex Head Cap Screw - 5/16-18 x 2		59	4-5702	Urethane Wheel Guard Carriage Bolt		32
4-2537	Hex Head Cap Screw - 5/16-18 x 2-1/2		59	4-5801	Deflector Bolt, Flat Hd. (Package of 10)	12-300093-005	29
4-2554	Hex Head Cap Screw - 3/8-16 x 1		59	4-5904	Lift Rod Sub-Assembly Adjusting Screw	11-102262-001	36
4-2555	Hex Head Cap Screw - 3/8-16 x 1-1/4		59	4-6112	Hex Nut - Standard Coarse - 1/4-20		65
4-2556	Hex Head Cap Screw - 3/8-16 x 1-3/8		59	4-6113	Hex Nut - Standard Fine - 1/4-28		65
4-2558	Hex Head Cap Screw - 3/8-16 x 2		59	4-6114	Hex Nut - Standard Coarse - 5/16-18		65
4-2562	Hex Head Cap Screw - 3/8-16 x 3		59	4-6115	Hex Nut - Standard Fine - 5/16-24		65
4-2574	Hex Head Cap Screw - 7/16-14 x 7/8		60	4-6116	Hex Nut - Standard Coarse - 3/8-16		65
4-2599	Hex Head Cap Screw - 1/2-13 x 1-3/4		60	4-6118	Hex Nut - Standard Coarse - 7/16-14		65
4-2658	Hex Head Cap Screw - 1/4-28 x 3/4		57	4-6119	Hex Nut - Standard Fine - 7/16-20		65

QB No.	Product Description	Brunswick No.	Page	QB No.	Product Description	Brunswick No.	Page
4-6120	Hex Nut - Standard Coarse - 1/2-13		65	4-7147	LOCKWASHERS - Hi-Collar Split - 1/4		64
4-6121	Hex Nut - Standard Fine - 1/2-20		65	4-7151	LOCKWASHERS - Hi-Collar Split - 1/2		64
4-6127	Hex Nut - Standard Fine - 3/4-16		65	4-7213	Flat Washer - USS - 3/8		67
4-6130	Machine Screw Nut - Fine - #4-40		65	4-7215	Flat Washer - USS - 1/2		67
4-6131	Machine Screw Nut - Fine - #6-32		65	4-7217	Flat Washer - USS - 3/4		67
4-6132	Machine Screw Nut - Fine - #8-32		65	4-7218	Flat Washer - SAE - #6		67
4-6133	Machine Screw Nut - Coarse - #10-24		65	4-7219	Flat Washer - SAE - #8		67
4-6134	Machine Screw Nut - Fine - #10-32		65	4-7220	Flat Washer - SAE - #10		67
4-6135	Machine Screw Nut - Coarse - #12-24		65	4-7221	Flat Washer - SAE - 1/4	11-190010-000	13, 67
4-6136	Machine Screw Nut - Coarse - 1/4-20		65	4-7222	Flat Washer - SAE - 5/16		67
4-6138	Machine Screw Nut - Coarse - 5/16-18		65	4-7223	Flat Washer - SAE - 3/8		67
4-6139	Machine Screw Nut - Coarse - 3/8-16		65	4-7224	Flat Washer - SAE - 7/16		67
4-6211	Nylock Nut - Fine - #6-32		66	4-7225	Flat Washer - SAE - 1/2		67
4-6212	Nylock Nut - Fine - #8-32		66	4-7226	Flat Washer - SAE - 5/8		67
4-6213	Nylock Nut - Coarse - #10-24		8, 66	4-7251	Flat Washer - Non-Standard		68
4-6214	Nylock Nut - Fine - #10-32		66	4-7252	Flat Washer - Non-Standard		68
4-6215	Nylock Nut - Coarse - 1/4-20		66	4-7253	Flat Washer - Non-Standard		68
4-6216	Nylock Nut - Fine - 1/4-28		66	4-7254	Flat Washer - Non-Standard	11-190511-001	26, 27, 68
4-6217	Nylock Nut - Coarse - 5/16-18		66	4-7255	Flat Washer - Non-Standard	11-190512-001	26, 27, 68
4-6218	Nylock Nut - Fine - 5/16-24		66	4-7256	Flat Washer		68
4-6219	Nylock Nut - Coarse - 3/8-16		29, 66	4-7257	Flat Washer		68
4-6220	Nylock Nut - Fine - 3/8-24	11-170012-000	26, 27, 66	4-7258	Flat Washer		68
4-6222	Nylock Nut - Fine - 7/16-20		66	4-7259	Flat Washer - Non-Standard	11-190520-001	26, 27, 69
4-6223	Nylock Nut - Coarse - 1/2-13		66	4-7260	Flat Washer - Non-Standard		69
4-6224	Nylock Nut - Fine - 1/2-20	11-170016-001	27, 66	4-7261	Flat Washer - Non-Standard		69
4-6243	Flexloc Nut - Coarse - #10-24		65	4-7262	Flat Washer - Non-Standard		69
4-6245	Flexloc Nut - Coarse - 1/4-20		65	4-7263	Flat Washer - Non-Standard		69
4-6247	Flexloc Nut - Coarse - 5/16-18		65	4-7264	Flat Shim Washer		6, 8, 9
4-6248	Flexloc Nut - Fine - 5/16-24		65	4-7301	Flat Washer - Special - D-Washer	12-252360-000	26, 69
4-6249	Flexloc Nut - Coarse - 3/8-16		65	4-7302	Flat Washer - Special - Fiber Washer	12-250076-002	22, 26, 69
4-6312	Locknut	11-176000-001	9	4-8110	Retaining Ring - External		70
4-6412	Jam Nut - Coarse - 1/4-20 R.H.		66	4-8115	Retaining Ring - External	11-530015-000	5, 70
4-6413	Jam Nut - Fine - 1/4-28 R.H.		66	4-8120	Retaining Ring - External	11-530017-001	5, 70
4-6414	Jam Nut - Coarse - 5/16-18 R.H.		6, 66	4-8125	Retaining Ring - External		70
4-6416	Jam Nut - Coarse - 3/8-16 R.H.		66	4-8130	Retaining Ring - External		70
4-6418	Jam Nut - Coarse - 7/16-14 R.H.		66	4-8135	Retaining Ring - External		70
4-6419	Jam Nut - Fine - 7/16-20 R.H.		66	4-8140	Snap Ring	11-530027-000	9
4-6420	Jam Nut - Coarse - 1/2-13 R.H.		32, 66	4-8145	Retaining Ring - External		70
4-6421	Jam Nut - Fine - 1/2-20 R.H.		66	4-8150	Retaining Ring - External		70
4-6423	Jam Nut - Fine - 5/8-18 R.H.		66	4-8155	Upper Pin Wheel Guide Roller Retaining Ring	11-530522-000	33
4-6521	Cushion Arm Hex Jam Nut	11-125259-001	27	4-8158	Cam Lever Shaft	11-532003-001	9
4-6527	Turret Clutch Sub-Assembly Jam Nut L.H.	11-125265-001	14	4-8160	Retaining Ring - Inverted Internal		70
4-6703	Hex Nut - Grade 8 - 5/16-18		65	4-8165	Retaining Ring - Inverted Internal	11-531020-000	33, 70
4-7111	LOCKWASHERS - Split - #6		64	4-8175	Retaining Ring - Internal Spirol		70
4-7112	LOCKWASHERS - Split - #8		64	4-8205	Roll Pin - 1/8 x 1/2		71
4-7113	LOCKWASHERS - Split - #10		64	4-8210	Roll Pin - 1/8 x 7/8		71
4-7114	LOCKWASHERS - Split - 1/4		64	4-8215	Roll Pin - 1/8 x 15/16	11-345161-000	14, 71
4-7115	LOCKWASHERS - Split - 5/16	11-195015-001	10, 23, 64	4-8220	Roll Pin - 5/32 x 3/4		71
4-7116	LOCKWASHERS - Split - 3/8		64	4-8225	Roll Pin - 5/32 x 1-1/4		71
4-7117	LOCKWASHERS - Split - 7/16		64	4-8230	Roll Pin - 3/16 x 3/8		71
4-7118	LOCKWASHERS - Split - 1/2		64	4-8235	Roll Pin - 3/16 x 1/2		71
4-7119	LOCKWASHERS - Split - 5/8	11-195020-001	10, 64	4-8240	Roll Pin - 3/16 x 5/8		71
4-7123	LOCKWASHERS - External Tooth - #8		64	4-8245	Roll Pin - 3/16 x 3/4		71
4-7124	LOCKWASHERS - External Tooth - #10		64	4-8250	Roll Pin - 3/16 x 1		71
4-7125	LOCKWASHERS - External Tooth - 1/4		64	4-8255	Roll Pin - 3/16 x 1-1/2		71
4-7127	LOCKWASHERS - External Tooth - 3/8		64	4-8260	Roll Pin - 3/16 x 1-3/4		71
4-7129	LOCKWASHERS - External Tooth - 1/2		64	4-8265	Roll Pin - 1/4 x 1/2		71
4-7145	LOCKWASHERS - Hi-Collar Split - #8		64	4-8270	Roll Pin - 1/4 x 5/8		71
4-7146	LOCKWASHERS - Hi-Collar Split - #10		64	4-8280	Roll Pin - 1/4 x 1		71

QB No.	Product Description	Brunswick No.	Page	QB No.	Product Description	Brunswick No.	Page
4-8285	Roll Pin - 1/4 x 1-1/4		71	6-250	X-Washer Pin		74
4-8286	Spirol Pin - 1/4 x 1-1/2	11-360568-000	9, 72	6-255	X-Washer Pin		74
4-8290	Roll Pin - 1/4 x 1-3/4		71	6-260	X-Washer Pin		74
4-8295	Roll Pin - 1/4 x 2		71	6-265	X-Washer Pin		74
4-8300	Roll Pin - 3/8 x 1-1/2		71	6-285	X-Washer Pin		75
4-8305	Roll Pin - 3/8 x 2		71	6-290	X-Washer Pin		75
4-8320	Roll Pin - 1/2 x 2-3/4		71	6-305	X-Washer Pin		75
4-8410	Spirol Pin - 3/32 x 5/8		72	6-310	X-Washer Pin		75
4-8415	Spirol Pin - 3/32 x 3/4		72	6-315	X-Washer Pin		75
4-8420	Spirol Pin - 3/32 x 1		72	6-320	X-Washer Pin	12-100166-031	20, 75
4-8425	Spirol Pin - 1/8 x 1		72	6-325	X-Washer Pin		75
4-8430	Spirol Pin - 1/8 x 1-1/8		72	6-405	X-Washer Pin		75
4-8435	Spirol Pin - 5/32 x 1-1/8		72	6-410	X-Washer Pin		75
4-8440	Spirol Pin - 3/16 x 3/4		72	6-505	X-Washer Pin	10-229601-000	26, 27, 75
4-8445	Spirol Pin - 3/16 x 1-1/8	11-360465-000	51, 72	6-510	X-Washer Pin		75
4-8450	Spirol Pin - 3/16 x 1-1/4		72	6-515	X-Washer Pin	10-229602-000	26, 27, 75
4-8455	Spirol Pin - 3/16 x 1-3/8		72	6-605	X-Washer Pin		75
4-8460	Spirol Pin - 5/16 x 1-5/8		72	7-210	Steel Roller	12-100030-005	7, 8
4-8510	Machine Key - Rectangular	12-100164-000	10, 73	7-211	Inner Spacer		8
4-8515	Machine Key - Square		73	7-430	A*2 Cushion Spacer (steel)	12-250011-003	26
4-8520	Machine Key - Square	12-100187-007	10, 73	7-435	Rake Shock Assembly - Steel Spacer	12-250011-021	22
4-8525	Machine Key - Square	12-100187-008	10, 73	7-610	Cushion Arm Follower Spacer	12-252349-000	26, 27
4-8530	Machine Key - Square		73	7-620	Cushion Arm Spacer	12-250011-002	26, 27
4-8535	Machine Key - Square		73	7-725	Cushion Arm Spacer	10-386092-000	26, 27
4-8540	Machine Key - Square		73	7-730	Cushion Arm Steel Spacer	12-100185-036	26, 27
4-8545	Machine Key - Square		73	7-840	Cushion Arm Hardened Bushing	12-252350-000	26, 27
4-8550	Machine Key - Square		73	7-905	Interlock Probe Spacer	12-150267-000	17
4-8555	Machine Key - Square		33, 73	7-955	Turret Clutch Sub-Assembly Spacer	12-150217-000	14
4-8560	Machine Key - Square		73	7-980	Lift Rod Sub-Assembly Steel Spacer	12-400289-000	36
4-8565	Machine Key - Rectangular		73	8-100	Rubber O-Ring	11-625538-000	7
4-9012	Heavy Duty Guide Roller U-Bolt		34	8-101	Special Nut	11-160005-001	3
6-005	X-Washer Pin		75	8-102	Special Lockwasher	11-231005-001	3
6-010	X-Washer Pin		75	8-103	Oil Seal	11-625000-000	3
6-020	X-Washer Pin		74	8-104	Hardened Spacer	12-100185-003	3
6-045	X-Washer Pin	12-100318-002	5, 74	8-105	Rubber Gasket	12-100391-000	3
6-105	X-Washer Pin		74	8-106	Rubber O-Ring	11-625501-000	3
6-110	X-Washer Pin		74	8-107	Spacer outer	12-100066-000	3
6-115	X-Washer Pin		74	8-108	Spacer inner	12-100185-002	3
6-120	X-Washer Pin		74	8-110	Clutch Lever Pin	12-100168-002	5
6-125	X-Washer Pin		74	8-112	Clutch Yoke Pin	12-100168-003	5
6-130	X-Washer Pin	12-100166-024	9, 74	8-113	Drive Pin	12-100447-000	5
6-135	X-Washer Pin	12-100166-022	9, 74	8-114	4" Adjusting Screw	12-100257-000	5
6-140	X-Washer Pin		74	8-115	3" Adjusting Screw	12-102180-000	5
6-145	X-Washer Pin		74	8-116	Nylon Roller		5
6-150	X-Washer Pin		74	8-117	Thread Pin		5
6-155	X-Washer Pin		74	8-118	Threaded Pin	12-100487-000	5
6-160	X-Washer Pin	12-150158-006	15, 74	8-119	Stripper Bolt	11-106504-001	7
6-165	X-Washer Pin		74	8-128	Copper Gasket	12-100344-002	10
6-170	X-Washer Pin		74	8-129	Oil Seal	12-100088-000	10
6-185	X-Washer Pin		75	8-131	Turret Delay Shaft	12-150254-000	15
6-205	X-Washer Pin		74	8-132	Turret Clutch Sub-Assembly Carbon Plugs	12-150239-000	14
6-210	X-Washer Pin		74	8-134	Turret Clutch Sub-Assembly Spring Guide Assm.	12-150004-000	14
6-215	X-Washer Pin		74	8-136	Compression Spring - Clutch and Pulley Assm.	12-150222-000	14, 86
6-220	X-Washer Pin	12-100166-027	9, 74	8-138	Bellcrank Pivot Stud	12-150252-000	16
6-225	X-Washer Pin		74	8-140	Stop Lever Roller Stud	12-150056-002	16
6-230	X-Washer Pin		74	8-141	Stop Lever Roller Stud	12-150056-003	16
6-235	X-Washer Pin		74	8-142	Long Link Assembly Shoulder Stud	12-150247-000	15
6-240	X-Washer Pin		74	8-145	Stop Lever Pin (Hardened)	12-150236-000	16
6-245	X-Washer Pin		74	8-150	Scissor Arm Sub-Assembly Link	12-200026-000	19

QB No.	Product Description	Brunswick No.	Page	QB No.	Product Description	Brunswick No.	Page
8-151	Scissor Arm Sub-Assembly Shoulder Pin	12-200027-000	19	9-045	Sleeve Oilite Bearing - Long Link Bell Crank		76
8-152	Scissor Arm Sub-Assembly Pivot Washer	12-200059-002	19	9-110	Sleeve Oilite Bearing - Scissors Distribution Rod Lever		76
8-153	Scissor Arm Sub-Assembly Stud	12-200029-000	19	9-115	Sleeve Oilite Bearing - Scissors Connecting Rod Ends		76
8-154	Scissor Arm Sub-Assembly Shoulder Pin	12-200028-000	19	9-120	Sleeve Oilite Bearing - Standing Pins Selector Pivot		28, 76
8-155	Scissor Arm Sub-Assembly Nylon Washer (.020")	12-200031-004	19	9-140	Sleeve Oilite Bearing - Pit Cushion Lift Rod	11-420008-000	5, 76
8-156	Scissor Arm Sub-Assembly Bumper (Urethane)	12-200032-000	19	9-220	Sleeve Oilite Bearing - Clutch Yoke Pivot		76
8-157	Scissor Arm Sub-Assembly Drag Link	12-200039-000	19	9-225	Sleeve Oilite Bearing - Spring Guide Tube		76
8-161	Pit Frame Stepped Washer	12-300189-000	28	9-230	Sleeve Oilite Bearing - Rake Sweep Shaft Left Hand		76
8-170	Rake Shock Assembly - Nylon Bumper	12-252342-000	22	9-235	Gear Box Clutch Support "A" Triggering Kit		76
8-171	Rake Shock Assembly - Flanged Nut	11-131510-001	22	9-240	Sleeve Oilite Bearing - Gear Box Clutch Lever Support		76
8-174	Rake Shock Assembly - Stepped Spacer	12-250197-000	22	9-245	Sleeve Oilite Bearing - Rake Support Arm		76
8-175	Rake Shock Assembly - Spring Roller	10-376009-000	22	9-250	Sleeve Oilite Bearing - Rake Trip Shaft Shotgun		76
8-176	Spring Roller	10-376010-000	9	9-255	Sleeve Oilite Bearing - Rake Trip Shaft Shotgun		76
8-182	Bearing Stud	12-100069-000	9	9-260	Sleeve Oilite Bearing - Rake Lift Rod		77
8-183	Clamp Pin		9	9-290	Sleeve Oilite Bearing - Rake Lift Rod		77
8-184	Bearing Mount Stud	12-250244-000	7	9-315	Sleeve Oilite Bearing - Clutch Cam Follower		77
8-186	Deck Jam Tube Assembly Actuator Pin	12-100078-000	13	9-320	Sleeve Oilite Bearing - Moving Deck Scissors		77
8-187	Deck Jam Tube Assembly Actuator Pin	12-100483-000	13	9-325	Sleeve Oilite Bearing - Pit Cushion	11-420094-000	26, 27, 77
8-188	Washer Head Bolts		43	9-330	Oilite Sleeve Bushing		23
8-190	Pin - Standard Length for Steel Bellcrank	10-229451-000	7	9-410	Sleeve Oilite Bearing - Pit Conveyor Pulley Arm		77
8-191	Pin - Extra Long Length for Urethane Bellcrank		7	9-420	Sleeve Oilite Bearing - Rake Trip Shaft Shotgun		77
8-192	Shim Gasket .005	12-100381-002	3	9-430	Sleeve Oilite Bearing - Elevator Jack Shaft		77
8-193	Shim Gasket .010	12-100381-003	3	9-505	Flanged Oilite Bearing - Long Link		78
8-194	Long Link Assembly Bumper, Package of 5	12-150142-003	15	9-525	Flanged Oilite Bearing - Pin Release Lever		78
8-225	Fuse - Gold Crown Foul Light - 1.0 Amp - Pkg. 10	11-685001-000	46	9-530	Flanged Oilite Bearing - Rake Trip Arm		78
8-230	Fuse - Power Lift - 1.5 Amp - Pkg. 10	11-685009-000	46	9-560	Flanged Oilite Bearing - Pin Release Lever		78
8-234	Fuse - Power Lift - 5.0 Amp - Pkg. 10	11-685013-000	46	9-565	Flanged Oilite Bearing - Cross Conveyor Pin Gate		78
8-238	Fuse - Starshield - 3.0 Amp - Pkg. 10	57-860030-000	46	9-570	Flanged Oilite Bearing - Turret Interlock Probe	11-421026-000	17, 78
8-245	Fuse - Japanese Pinsetter - 5.0 Amp - Pkg. 10	12-780180-000	46	9-610	Flanged Oilite Bearing - Rake Lift Shaft		24, 78
8-246	Fuse - Japanese Pinsetter - 2.0 Amp - Pkg. 10	57-860033-000	46	9-615	Flanged Oilite Bearing - Indexing Bell Crank Lever		78
8-247	Mercury Switch	53-100247-000	41, 47	9-620	Flanged Oilite Bearing - Spider Release Lever		78
8-248	Mercury Switch	12-750362-000	47	9-625	Flanged Oilite Bearing - Turret Frame		78
8-250	Cushion Arm Nylon Cap Lock Nut 1/2-20	11-121523-000	26, 27	9-670	Flanged Oilite Bearing - Torsion Latch	11-421065-000	16, 78
8-265	Shaft Washer	12-100223-000	10	9-675	Flanged Oilite Bearing - Time Delay Gear		15, 78
8-266	Bearing Keeper	12-100433-000	10	9-680	Flanged Oilite Bearing - Detector		78
8-301	Tension Spring	12-100047-000	7, 8	9-685	Flanged Oilite Bearing - Motor-Elevator Belt Tensioner		78
8-303	Compression Spring	12-100091-000	5	9-690	Flanged Oilite Bearing - Rake Sweep Shaft		78
8-306	Tension Spring		88	9-695	Flanged Oilite Bearing - Rake Crank Rod		23, 79
8-309	Tension Spring		88	9-700	Flanged Oilite Bearing - 2 Piece Clutch Reset Lever		79
8-311	Tension Spring		88	9-705	Flanged Oilite Bearing		35, 79
8-316	Tension Spring	12-102043-000	6, 88	9-710	Flanged Oilite Bearing - Rake Lift Shaft		24, 79
8-319	Tension Spring		88	9-715	Flanged Oilite Bearing - Ball Stop		79
8-321	Spacer (A*2s)	12-102123-000	10	9-720	Flanged Oilite Bearing - Pit Conveyor Pulley Arm		79
8-322	Triggering Link	12-102363-000	7	9-725	Flanged Oilite Bearing - "Y" Switch		39, 79
8-323	Compression Spring		86	9-730	Flanged Oilite Bearing		12, 79
8-326	Interlock Probe Tension Spring	12-150096-000	17, 89	9-735	Flanged Oilite Bearing - Ball Lift Rod Arms	11-421041-000	36, 79
8-328	Long Link Assembly Roller & Bearing Assembly	12-150226-000	15	9-765	Flanged Oilite Bearing - Ball Lift Rod Arms	12-400199-000	36, 79
8-330	Hardened Shoulder Bolt	12-252016-000	38	9-770	Flanged Bronze Bearing		23
8-334	Bearing Mount & Stud Kit		6, 8	9-780	Flanged Oilite Bearing - Turret Clutch Plate	12-150154-000	14, 79
8-335	Cam Lever Complete Assy.	12-102791-000	9	9-815	Rake Shock Assembly - Bronze Bearing	12-250075-000	22, 76
8-336	Deck Hook Camp Lever	12-102792-000	9	9-820	Sleeve Oilite Bearing - Pit Cushion Lift Rod Ends	12-250248-000	26, 77
8-369	Pin Gate Latch & Strap Assembly - Tension Spring	12-450051-000	38	9-825	Sleeve Oilite Bearing - Ball Cushion Mount	10-424001-000	26, 27, 77
8-371	Pin Gate Latch & Strap Assembly - Tension Spring	12-450079-000	38	9-915	Sleeve Oilite Bearing - "C" Link to Indexing Bell Crank		76
8-373	Tension Spring	12-502114-000	41, 88	9-925	Sleeve Oilite Bearing - OOR Controller - Bottom	11-423000-000	20, 76
8-376	Tension Spring	12-502167-000	41, 88	9-950	Flanged Oilite Bearing - Scissors	12-200105-000	19, 78
8-380	Selector Kit		6	9-960	Flanged Oilite Bearing - Scissor Arm	12-200104-000	19, 79
8-382	Jogger Arm Elastomer Bushing	11-450001-000	31	10-6705	Motor Contactor	12-862111-000	45
9-005	Sleeve Oilite Bearing - Rear Long Link		76	10-6802	Solenoid 115v (60 hz)	10-688009-000	7, 44
9-035	Sleeve Oilite Bearing - Interlock Probe	11-420046-000	17, 76	10-6803	Solenoid 230v (60 hz)	10-688003-000	7, 44

QB No.	Product Description	Brunswick No.	Page	QB No.	Product Description	Brunswick No.	Page
10-6804	Plunger (Only)	10-688003-003	7, 44	12-1502	Full Deck Blocking Finger R.H.	12-150200-000	16
10-6901	Preference System - Ball Joint (Regular Style)	10-690001-000	41	12-1502E	Blocking Fingers & Springs Bumper	12-150142-002	16
10-6902	Preference System - Ball Joint (Heavy Duty)	10-690001-000	41	12-1503	Stop Lever Indexing Roller	90-150303-000	16
10-7040	Accelerator Motor	12-802059-004	40	12-1505	Turret Index Latch Assembly		16
10-7042	Ball Booster Motor - 110/220, 60 Hz	12-802059-003	40	12-1506	Turret Clutch Drive Pulley	12-150306-000	14
11-1215	Heavy Duty Worm Nut	11-131516-000	3	12-1508	Steel Center Chute	12-150108-000	17
11-1463	Pin Deck Lamp Socket Kit	12-860770-000	47	12-1510	Torsion Latch	12-150011-000	16
11-2300	X-Washer	11-230000-001	6, 9, 75	12-1516	Turret Clutch Sub-Assembly Drive Shaft	12-150216-000	14
11-2301	X-Washer	11-230001-001	6, 9, 13, 75	12-1519	Turret Clutch Drive Pulley	12-150219-000	14
11-2302	X-Washer	11-230002-001	20, 75	12-1520	Turret Clutch Sub-Assembly Top Pulley	12-150220-000	14
11-2303	X-Washer		75	12-1525	Steel Center Chute Repair Kit	12-150109-000	17
11-2305	X-Washer	11-230005-001	26, 27, 75	12-1527	Pin Gate Latch & Strap Assembly - Linkage Assembly	12-150227-000	38
11-3001	Turret Clutch Sub-Assembly Rivets	11-300001-001	14	12-1534	Long Link Assembly Long Link (Only)	12-150234-000	15
11-3011	Spare Rivet - 9/16" overall length		5	12-1535	Long Link Assembly	12-150287-000	15
11-3012	Spare Rivet - 1/2" overall length		5	12-1538	Turret Delay Gear	12-150138-000	15
11-5750	Turret Ring Ball Bearings	11-575093-000	15	12-1540	Turret Rings (Standard Size Holes)	12-150040-000	15
11-6101	Pinsetter Toggle	11-615501-000	46	12-1541	Turret Rings (Oversize Holes)		15
11-6102	Accelerator Box	11-615502-000	46	12-1557	Pin Gate Latch & Strap Assembly	12-150057-003	38
11-6706	Power Lift Relay	11-672506-000	47	12-1558	Slide Plate	12-150258-000	14
11-6707	Power Lift Relay	11-672600-000	47	12-1569	Trip Lever Shaft - Special	12-150069-000	15
11-6750	Rubber Pit Mount	90-675000-000	28	12-1570	Tension Spring - Turret Assembly		89
11-6903	Power Lift Relay	11-697103-000	47	12-1576	Restricted Drop Link Blocking Finger L.H.	12-150176-000	16
12-1013	Stop Lever Turret Stop Lever Assembly	12-150013-000	16	12-1579	Long Link Assembly Lever Assembly	12-150279-000	15
12-1016	Oil Drip Pan - Extra Large	12-100316-000	12	12-1581	Turret Clamp		17
12-1020	Scotch Yoke Plate	12-102816-000	9	12-1586	Interlock Probe Assembly	12-150086-000	17
12-1027	1 to 1 Mount Plate	12-100207-000	10, 11	12-1587	Bellcrank Pin & Nut		16
12-1031	Moving Deck Cam Follower	12-100313-000	12	12-1588	Latch Pin, Nut & O-Ring		16
12-1032	Deck Lift Hook	12-100832-000	6	12-1594	Pin Guide (Position: Inner 2, 3, 4, 6, 8, 9)	12-150294-000	17
12-1040	Spur Gear	12-100140-000	10, 11	12-1595	Pin Guides (Position: Inner 1, 7, 10)	12-150295-000	17
12-1041	Hook Selector	12-100410-000	6	12-1596	Pin Guides (Position: Outer 1, 7, 10)	12-150296-000	17
12-1041D	Linkage Pin - Large		6	12-1597	Pin Guides (Position: Outer 2, 3, 4, 6, 8, 9)	12-150297-000	17
12-1041E	Linkage Pin - Small		6	12-1828	Split Hub Moving Deck & Scissor Cam	12-100828-002	10, 11
12-1046	Clutch Shoes Standard	12-100146-000	2, 5	12-1829	Split Hub Moving Deck & Scissor Cam	12-102794-000	10, 11
12-1047	Clutch Shoe - .030" oversize		5	12-1830	Deck Hook Lift Cam (Prior to 90,000)	12-100387-000	12
12-1054	2 to 1 Stud (only)	12-102754-000	9	12-1832	Deck Hook Lift Cam (90,000 and up)	12-100831-000	12
12-1055	Stud Replacement Kit		9	12-2001	Deck Shield Mount Repair Kit Round Post		19
12-1060	Automatic Out-of-Range Assembly		6	12-2002	Deck Shield Mount Repair Kit Square Post		19
12-1067	Clutch Release Link (180° Link)	12-100229-000	7	12-2003	Deck Shield Mount Repair Kit Square Post		19
		12-862867-000	7	12-2004	Deck Shield Mount Repair Kit Square Post		19
12-1068	Detector Drive Gear	12-100068-000	10, 11	12-2014	Deck Roller - Neoprene rubber	12-200114-000	20
12-1076	Clutch Reset Lever Assembly	12-102176-000	8	12-2015	Deck Roller - Neoprene rubber	12-200115-000	20
12-1077	Bearing Retainer	12-100447-000	3	12-2016	Stainless Steel Scissor Arm - Long Arm with Pad	12-200016-000	19
12-1081	Compression Spring - Cable and Tube Assembly	12-100481-000	13, 86	12-2017	Stainless Steel Scissor Arm - Long Arm without Pad	12-200017-092	19
12-1082	Compression Spring - Cable and Tube Assembly	12-100482-000	13, 86	12-2018	Stainless Steel Scissor Arm - Short Arm with Pad	12-200018-000	19
12-1090	2 to 1 Main Shaft	12-100829-000	12	12-2019	Stainless Steel Scissor Arm - Short Arm without Pad	12-200019-092	19
		12-100900-092	12	12-2020	Stainless Steel Scissor Arm - Complete Assembly	12-200016-091	19
12-1091	Recycle Solenoid	12-100291-000	44	12-2022	Scissor Spring	12-200022-000	19, 51
12-1104	Cam Follower Shaft Kit		10	12-2035	Geneva Cam - 7 Pin Side L.H.	12-200035-000	21
12-1105	Collars - Package of 5		10	12-2036	Geneva Cam - 10 Pin Side R.H.	12-200036-000	21
12-1122	Extended Cycle Cam	12-100122-000	10, 11	12-2069	Turnbuckle (special solid hex steel)	12-200069-000	20
12-1130	1 to 1 Main Shaft	12-100130-000	10, 11	12-2073	A•2 Rake Crank Pivot Assembly with Bearings	12-250273-000	24
12-1174	4 to 1 Worm Wheel	12-100174-002	2	12-2075	A•2 Rake Crank Pivot Assembly with Bearings	12-250275-000	24
12-1178	Deck Hook Cam Lever	12-100178-000	9	12-2092	Aluminum Spotting Finger - Right-Hand	12-200892-000	21
12-1179	Cam Lever Complete Assy.	12-100242-000	9	12-2093	Aluminum Spotting Finger - Left-Hand	12-200893-000	21
12-1180	Cam Lever Shaft	12-100072-000	9	12-2120	Scissor Pad - Neoprene Rubber	12-200120-004	19
12-1370	Yoke and Bearing Assembly	12-100370-000	5, 6	12-2125	Keeper Spring (moving deck cables)	12-200125-000	20
12-1486	Clutch Lever Assembly	12-100486-000	5	12-2126	Moving Deck Wheels	12-200126-000	21
12-1500	Turret Clutch Assembly		14	12-2129	Deck Post Pin	12-200129-000	21
12-1501	Turret Clutch Assembly		14	12-2169	"HOT SHOT" Deck Pads		20



QB No.	Product Description	Brunswick No.	Page	QB No.	Product Description	Brunswick No.	Page
12-2303	Plug-In Motor Start Relay	12-862829-000	45	12-3078	Pit Frame Pivot	12-300178-000	28
12-2510	Pit Cushion Facings (Nylon Cloth)	12-252310-000	25	12-3088	Pit Shaft Drive Pulley	12-300088-000	31
12-2518	Nut Plate Kit With Hardware (pair) 5/16" - 24		25	12-3089	Large Pulley		30
12-2521	Rake Crank Rod - Tapered Ends	12-250289-000	24	12-3103	Pit Carpet	12-300103-000	29, 30
12-2522	Rake Crank Rods (Solid) Tapered Ends	12-250022-002	24	12-3141	Vibrator Shaft	12-300141-000	31
12-2523	Rake Board Assembly	12-252374-000	22	12-3149	Pit Belt Idler Assembly Shaft	12-300149-000	30
12-2524	Sweep Rod	12-252024-004	22	12-3150	Pit Belt Idler Assembly Nylon Pivot Kit	12-400241-000	30
12-2526	Gray Rake Board Only	12-252373-000	22	12-3162	Deflector Cushion	12-300162-000	29
12-2528	R.H. Curtain Rod Bracket	12-252268-000	25	12-3167	Jogger Arm	12-300163-000	31
12-2529	L.H. Curtain Rod Bracket	12-252269-000	25	12-3168	Jogger Arm Assembly		31
12-2530	Cam Follower Arm	12-250234-000	7	12-3180	Front Blocks (for regular boards)	12-300180-000	29
12-2531	A•2 Pit Cushion	12-862578-000	25, 26	12-3192	Pit Frame Clamp Lever R.H.	12-300192-000	28
12-2532	Cam Follower Arm	12-252234-000	7	12-3193	Pit Frame Clamp Lever L.H.	12-300193-000	28
12-2537	Sweep Arm	90-252037-000	23	12-3207	L.H. Metal Deflector	12-300207-000	29
12-2538	Rake Shock Assembly - Shock Absorber Complete	12-252338-000	22	12-3208	R.H. Metal Deflector	12-300208-000	29
12-2539	Spare Ty-Rap® cable ties	11-603114-000	25, 26	12-3212	Side Blocks (for regular boards)	12-300205-002	29
12-2540	Rake Shock Kit	12-252382-000	22	12-3260	Plywood Pit Board Only (regular 8-ply 1/2")	12-860620-002	29
12-2541	Cushion Mount	12-862839-000	26, 27	12-3261	Complete Pit Board Assy. (regular 8-ply 1/2")	12-860620-003	29
12-2542	Single Mount Cushion Bracket	12-252344-000	27	12-3462	46" L-Shaped Rubber (for regular board)	12-300146-002	29
12-2543	Double Mount Cushion Bracket (for divisions)		27	12-3464	17" L-Shaped Rubber (for regular board)	12-300146-004	29
12-2549	Cushion Arm Rebuild "BIG" Kit		27	12-3503	Deck Hook	12-350803-000	21
12-2550	Cushion Arm Rebuild "MINI" Kit		27	12-3504	Deck Hook Hub	12-350804-000	21
12-2551	Cushion Arm Urethane Bushing	12-252351-000	26, 27	12-3512	Deck Lift Stabilizer - Threaded Tube	12-350122-002	21
12-2552	Cushion Arm Bolt	12-252352-000	26, 27	12-3513	Deck Lift Stabilizer - Rod End R.H. Thread	12-350122-003	21
12-2554	Trip Arm Assembly	12-252354-002	24	12-3514	Deck Lift Stabilizer - Rod End L.H. Thread	12-350122-004	21
12-2555	Pivot Link	12-252355-091	24	12-3521	Deck Lift Shaft	12-862581-000	21
12-2556	Trip Rod Lever	12-252356-000	24	12-3526	Compression Spring - Frame Assembly		87
12-2559	A•2 Cushion Link Plate	12-252359-000	26, 27	12-3582	Deck Hook Complete Assembly	12-350802-000	21
12-2560	Cushion Arm Rod End - Uniball	12-252060-000	26, 27	12-4002	Spring, Ball Wheel Belt Idler	12-400042-000	35
12-2563	Trigger Tube	12-252364-003	24, 26	12-4003	Pin Wiper Long Leaf Spring	12-400055-003	33
12-2564	Trigger Tube	12-252364-002	24, 26	12-4004	Pin Wiper Short Leaf Spring	12-400071-000	33
12-2565	Rod End	12-252365-000	26, 27	12-4005	Pin Wiper Complete Assembly	12-400055-000	33
12-2566	Hanger Repair Kit		24	12-4010	Replacement Buttons	12-400100-000	32
12-2569	Cushion Arm Link	12-252069-000	26, 27	12-4021	Spring Rod Assembly - Spring (A•2, Jetback)	12-402121-000	37
12-2572	Gray Rubber Cushion Only	12-252372-000	22	12-4022	Compression Spring - Ball Lift Rod Assembly	12-400122-000	37, 87
12-2573	Pit Cushion Shock	12-252173-000	26, 27	12-4026	Pin Wheel Drive Pulley Model A & Jetback	12-400126-000	33
12-2577	Rake Crank Rods - Straight Ends	12-252309-000	24	12-4027	Pivot Stud	12-400027-000	35
12-2578	Rake Crank Rods (Solid) Straight Ends	12-250278-002	24	12-4030	Spring Rod Assembly - Shaft Collar	12-400300-000	37
12-2584	Rubber Pit Curtain	12-862167-000	25	12-4033	Spring Rod Assembly - Track Support	12-862180-000	37, 40
12-2585	Rake Shaft Assembly	12-862186-000	23	12-4036	Urethane Wheel Guards	90-400840-000	32
12-2586	Spare Arm Assembly		23	12-4039	Ball Wheel Bracket Repair Kit		32
12-2589	Rubber Bushing	12-250189-000	22, 26, 27	12-4039H	Ball Wheel Hardware Kit		32
12-2590	Rake Lift Arm Bushings		23	12-4039J	Ball Wheel Bracket Repair Kit (Japanese)		32
12-2640	Follower Link - Brass	12-252346-000	26, 27	12-4040	Spring, Cross Drive Belt Idler	12-400040-000	35
12-2850	Deck Chute Inserts		18	12-4048	Gum Rod Cover - 90 inches Standard Rubber	12-400048-005	36
12-2860	Moving Deck	12-862117-000	19	12-4049	Gum Rod Cover - 50 feet Standard Rubber	12-400048-091	36
12-2864	Teal-Poly Deck Chute - Pin Position #7 & #10		18	12-4049R	Gum Rod Cover - 50 feet (shown) Oil Resistant	12-400048-091	36
12-2864B	Teal-Poly Deck Chute - Pin Position #1		18	12-4051	Spring Rod Assembly - Stud (Model A, Mini-Jet)	12-400051-000	37
12-2894	Teal-Poly Deck Chute		18	12-4052	(Model A) Ball Lift Rod Studs		33
12-2895	Teal-Poly Deck Chute - Pin Position #5		18	12-4053	Lift Rod Sub-Assembly Pin (Old Style)	12-400053-000	36
12-3001	Pit Conveyor Front Arm Bracket		30	12-4054	Idler Arm Assembly	12-400254-000	35
12-3002	Pit Conveyor Rear Arm Bracket		30	12-4055	Pin Wiper Spring Stabilizer		33
12-3060	Vibrator Shaft Bearing Complete Assembly	12-300160-000	31, 52	12-4056	(Model A•2) Ball Lift Rod Studs		33
12-3061	Vibrator Shaft Bearing - Insert Bearing (Only)	12-300160-003	31, 52	12-4065	Plunger Lever Assembly	12-100465-000	6
12-3068	Pit Frame Clamp & Pin Assembly R.H.	12-300168-000	28	12-4075	Snubber	12-450075-000	38
12-3069	Pit Frame Clamp & Pin Assembly L.H.	12-300169-000	28	12-4076	Snubber Nut Plate		38
12-3070	Pit Frame Spring Rod	12-300170-000	28	12-4081	Pinsetter Motor Pulley - Model A - Drive: 5.25"	12-400081-000	47
12-3071	Pit Belt Idler Assembly Small Pulley	12-300071-000	30	12-4081B	Pinsetter Motor Pulley - 3" Sheave Only		47
12-3072	Compression Spring - Pit Conveyor Assembly	12-300172-000	28, 87	12-4086	Adjustable Tension Spring	12-400051-000	35

QB No.	Product Description	Brunswick No.	Page	QB No.	Product Description	Brunswick No.	Page
12-4087	Adjustable Tension Spring Hook	12-402051-000	35	12-5287	Drive Pulley - 5/8" Motor Shaft - 2-1/32" Diameter		41
12-4093	Spring Rod	12-400193-000	37	12-5288	Drive Pulley - 5/8" Motor Shaft - 2-23/32" Diameter		41
12-4094	Spring, Motor to Elevator Idler	12-400194-000	35	12-5303	Pulley Support Bracket	12-502303-000	41
12-4102	Lift Rod Sub-Assembly Pin Deflector Cord	11-606200-000	36	12-5410	Pinsetter Motor Pulley - Jetback		47
12-4103	Lift Rod Sub-Assembly Hook (Not Shown)	12-402429-000	36	12-5420	Pinsetter Motor Pulley - Jetback Special		47
12-4107	Lift Rod Sub-Assembly Small Upper Cap	12-402042-000	36	12-5502	Pulley Support Shaft	12-502353-000	41
12-4108	Lift Rod Sub-Assembly Large Upper Cap	12-402043-000	36	12-6000	"The Organizer"		8
12-4109	Lift Rod Sub-Assembly Lower Rod Cap	12-402432-000	36	12-6010	Cabinet with Drawers and Compartments Only		8
12-4123	Spring Rod Assembly - Urethane Rod Bumper	12-400123-000	37	12-7254	Pinsetter Transformer	12-862164-000	44
12-4185	A•2 and Jetback Lift Rods		36			12-862165-000	44
12-4186	"A" Lift Rods		36	12-7256	Pinsetter Motor	12-752056-000	47
12-4201	Rubber Silencer Cord	12-400251-000	32	12-7266	Pinsetter Motor (Export)	12-862077-000	47
12-4226	Pin Wheel Drive Pulley - A•2 (New or Converted)	12-402126-000	33	12-7504	Mechanic's Cycle Button	12-750054-000	46
12-4230	Guide Roller Assembly - Smooth	12-400240-000	34	12-7527	Motor Start & Recycle Relay	12-862827-000	45
12-4238	Guide Roller Assembly - Grooved	12-400268-000	34	12-7554	Circuit Breaker w/Bracket	12-860627-000	45
12-4242	Pin Wheel Brake	12-402422-000	32	12-7579	Selenium Rectifier		45
12-4250B	Urethane Pin Pockets		32	12-7580	Fuse	12-750180-000	46
12-4251	Spring Rod Assembly - Stud (A•2, Jetback)	12-402051-000	37	12-7581	Silicon Rectifier	12-750079-000	44
12-4256	Guide Roller Replacement Shaft	12-400256-000	34	12-8020	1 to 1 Rebuild Kit	12-862859-000	8
12-4257	Lower Ball Wheel Guide Rollers Nylon Flange	12-400257-000	34	12-8021	Paper Gasket	12-100339-000	10
12-4261	Lower Pin Wheel Guide Roller Hub & Tire	90-400261-000	33	12-8022	Rubber O-Ring	11-625530-000	10
12-4262	Lower Pin Wheel Guide Roller Nylon Flange	12-400262-000	33	12-8171	Worm Shaft	12-860171-000	2
12-4263	Lower Pin Wheel Guide Roller	12-400263-000	33	12-8172	Worm Shaft Assembly		2.3
12-4264	Upper Pin Wheel Guide Roller Hub & Tire	90-400264-000	33	12-8570	Urethane Foam Deck Pad - Glue-on Deck Pad		20
12-4265	Upper Pin Wheel Guide Roller Nylon Flange	12-400265-000	33	12-8571	Urethane Foam Deck Pad - Bolt-on Deck Pad		20
12-4266	Upper Pin Wheel Guide Roller	12-400266-000	33	12-8600	Solid State Time Delay Module	12-862890-000	44
12-4267	Corded Magnetic Clutch	12-862163-000	33	12-8603	Oil Seal Kit	12-860603-000	3
12-4269	Upper Ball Wheel Guide Rollers Nylon Flange	12-400269-000	34	12-8605	Turret Clutch Sub-Assembly Clutch Facing Kit	12-860805-000	14
12-4271	Upper Ball Wheel Guide Rollers Hub & Tire (Soft)	12-400271-000	34	12-8607	Rake Repair Kit - American Machines 1-1/4"	12-860607-000	22
12-4272	Upper Ball Wheel Guide Rollers Complete Assembly	12-400272-000	34	12-8609	Accelerator Ball Wiper	12-252377-000	40
12-4281	Pinsetter Motor Pulley - Model A•2	12-402081-000	47	12-8610	Dropsweep Ball Wiper		41
12-4350	Urethane Rod Cover - Brown - Hard		37	12-8613	Clutch Drive Disc	12-860613-000	2.3
12-4353	Elevator Sheave Ball Wheel Belt Drive 5.00"	12-400035-003	35	12-8615	Rebuilds the cross conveyor jam switch only		44
12-4354	Elevator Sheave Jack Shaft Cross Drive 12.00"	12-400035-004	35	12-8616	Rebuilds all jam switches except cross conveyor		44
12-4356	Elevator Sheave Small Rear Cross Drive 3.00"	12-400035-006	35	12-8618	Friction Disc Assembly	12-860804-000	14
12-4358	Elevator Sheave Cross Conveyor Drive 4.25"	12-400035-008	35	12-8620	Fiberglass Pit Board Only		29
12-4359	Elevator Sheave Long Turret Drive 2.25"	12-400035-009	35	12-8622	Gray Deck Shield		22
12-4532	Latch Assembly	12-450032-000	38	12-8623	Heavy Duty Guide Roller		34
12-4564	Pin Gate Latch & Strap Assembly - Nylon Roller	12-450064-000	38	12-8623A	Heavy Duty Guide Roller Hub & Tire		34
12-4587	Belt Guard - Fits USA built machines.	12-450087-000	38	12-8623B	Heavy Duty Guide Roller Nylon Flange		34
12-4588	Belt Guard - Fits Japanese built machines.	12-450088-000	38	12-8623C	Heavy Duty Guide Roller Bearing Shaft		34
12-4803	Spring Rod Assembly - Steel Wear Bushing	12-400803-000	37	12-8623H	Heavy Duty Guide Roller Belt Guard		34
12-4810	Universal Jack Shaft	12-400810-000	35	12-8623J	Heavy Duty Guide Roller Mount Bracket		34
12-4848	Lift Rod Sub-Assembly Pin (New Style)	12-400848-000	36	12-8624	Quick Change Conversion Kit	12-860624-000	28
12-5005	Curved A•2 Internal Ball Track	12-502105-000	40	12-8625	Pivot Stud Upgrade Kit		28
12-5015	Straight A•2 Internal Ball Track	12-502115-000	40	12-8626	Clutch Disc	12-860626-000	2.3
12-5054	Y Switch Bumper (Bolt-On)	12-502154-000	39	12-8627	Cover & Pin Kit	12-860628-000	10
12-5055	Y Switch Plate Mount	12-502155-000	39			12-860628-002	8
12-5059	Urethane Y Switch - Black		39	12-8629	Clutch Pulley Bearing (Original Type)	12-860716-000	4
12-5131	Y Switch Stop Bar	12-502131-000	39	12-8629B	Bronze Bushing		4
12-5134	Y Switch Shaft	12-502134-000	39	12-8629C	Ball Bearing		4.34
12-5210	Y Track Assembly	12-502100-000	39	12-8629D	Snap Ring		4
12-5251	Accelerator Pulley Assembly	12-502349-000	41	12-8630	Clutch Pulley (Original Type)	12-860630-000	4
12-5274	Drive Pulley - 1/2" Motor Shaft - 1-1/2" Diameter		41	12-8631	Clutch Pulley Assembly (Original Type)	12-860717-000	4
12-5275	Drive Pulley - 1/2" Motor Shaft - 1-11/16" Diameter		41	12-8634	Clutch Pulley and Bearing Assembly (Heavy Duty Type)	12-860717-000	2.4
12-5277	Drive Pulley - 1/2" Motor Shaft - 2-1/32" Diameter		41	12-8634B	Bronze Bushing		4
12-5278	Drive Pulley - 1/2" Motor Shaft - 2-23/32" Diameter		41	12-8634C	Snap Ring		4
12-5284	Drive Pulley - 5/8" Motor Shaft - 1-1/2" Diameter		41	12-8637	Yoke Repair Kit	12-860672-000	6
12-5285	Drive Pulley - 5/8" Motor Shaft - 1-11/16" Diameter		41	12-8643	Pulley Facing	12-862864-003	5



QB No.	Product Description	Brunswick No.	Page	QB No.	Product Description	Brunswick No.	Page
12-8645	Drive Disc Facing	12-862864-005	3. 5	25-040	Needle Bearing Deck Lift Shaft Bracket	11-461000-000	52
12-8659	Top Pit Frame Assembly (Quick Change Type)	12-860659-000	28	25-041	Needle Bearing Cam Follower w/Stud & Nut	11-480001-000	52
12-8660	Worm Shaft Rebuild Kit (with Regular Worm Shaft)		2	25-043	Needle Bearing Toggle Lever	11-483000-000	52
12-8662	Carpet Cover - Gray Polyester		30	25-044	Needle Bearing Toggle Lever	11-483001-000	52
12-8663	Carpet Cover - White Cotton		30	25-045	Needle Bearing Cable Pulley & Pulley Shaft	11-483002-000	52
12-8670	Pit Cushion Facings - A•2 & Jetback Cushions	12-862970-000	25. 26	25-047	Needle Bearing Cable Pulley	11-484000-000	52
12-8671	Pit Cushion Facings - Model A & Zot Cushions	12-860971-000	25	25-048	Bearing Deck Lift Shaft	11-490001-000	52
12-8678	A•2 Lift Rod		36	25-050	Bearing Cast Jogger Arm - Large End	11-491000-000	31. 52
12-8681	Ball Jam Eliminator		37	25-051	Stop Lever Bearing	11-500021-000	16. 52
12-8690	Dual Lamp		47	25-052	Bearing Turret Bell Crank	12-862171-000	52
12-8696P	Heavy Duty Board and Frame Rubber Bumper		29	25-057	Bearing Hand Dryer & Tel-E-Score Blowers		52
12-8696Q	Heavy Duty Board and Frame 4" Rubber Block		29	25-059	Ball Bearing - Magnetic Clutch 4:1 Shaft	11-430045-000	33. 52. 84
12-8696R	Heavy Duty Board and Frame Rubber Strip		29	25-061	Belt Idler - Replacement Bearing for above Pulleys	12-400819-000	35
12-8716	Rocker Switch	12-750410-000	48	25-062	Bearing Power Lift	11-430032-000	35. 52
12-8830	Accelerator & Booster Relay	12-862830-000	40	25-063	Belt Idler - Replacement Bearing (for 26-4534)		35. 38. 52
19-2437	Transition Track Assembly & Leather Pad	19-204370-000	42	25-064	Ball Bearing		6. 8
21-10C7DC	Mini Bulb	15-609424-000	46	25-067	Ball Bearing - Ball Booster Shaft	11-413001-000	40. 52. 80
21-90	Mini Bulb	11-675513-002	46	25-070	Stud Bearing Cam Follower	11-436000-000	52
21-94	Mini Bulb		46	25-071	Stud Bearing Cam Follower	11-436001-000	7. 52
21-150Q	Projection Bulb	17-213927-000	46	25-072	Stud Bearing Cam Follower	44-437000-000	52
21-210	Mini Bulb	15-609567-000	46	25-075	Roller Bearing 2 to 1 Stud	11-450101-000	9. 52
21-308	Mini Bulb		46	25-157	Clutch Bearing	11-500552-000	42. 52
21-624	Mini Bulb		46	26-3075	Belt Idler - V Groove (Pit Conveyor Belt)	12-300075-000	35. 52
21-1156	Mini Bulb		46	26-4009	Belt Idler - Round Belt Groove (Cross Conv. Drive)	12-400209-000	35. 52
21-1252	Mini Bulb		46	26-4019	Belt Idler - 3" dia. Flat Groove (Long Turret Belt)	12-400219-000	35. 52
21-1692	Mini Bulb		46	26-4021	Belt Idler - V Groove (Elevator & Turret)	12-400221-000	35. 52
21-1876	Mini Bulb	11-675514-002	46	26-4097	Belt Idler - 5-1/2" Flat Groove (Elevator)	12-400297-000	35. 52
25-001	Ball Bearing - Pin Wheel Jack Shaft	10-430001-000	35. 52. 80	26-4534	Belt Idler - Cross Conveyor	12-450034-000	35. 38. 52
25-003	Ball Bearing - 4:1 Shaft	11-430002-000	52. 80	27-4L790	Motor to Gear Box Belt, standard for Jetback	12-400329-000	54
25-004	Ball Bearing - 2:1 Shaft	11-430003-000	52. 81	27-8360	Ball Wheel Belt, spliced	12-400279-000	53. 56
25-005	Ball Bearing - Ball Wheel Guide Roller	11-430004-000	34. 52. 56. 81	27-8360A	Spare Belt Fastener for 27-8360		56
25-006	Ball Bearing - Elevator Drive Belt Tensioner	11-430028-000	30. 34. 52. 83	27-8370	Spliced Ball Wheel Belt		56
25-007	Ball Bearing - Deck Lowering Link Connector	11-430008-000	52. 81	27-8420	Subway Lift Poly V-Belt, 89	53-520235-000	55
25-008	Ball Bearing - Cross Conveyor Drive Shaft	11-430018-000	52. 83	27-8508	Accelerator Belt - Blue		56
25-009	Ball Bearing - 1:1 Shaft	11-430011-000	4. 10. 52. 82	27-8509	Accelerator Belt - Green		56
25-011	Ball Bearing	11-430013-000	33. 34. 52. 82	27-8553	Ball Accelerator Flat Drive Belt, for 1-11/16" pulley	10-635113-000	55
25-012	Ball Bearing - Pinsetter Motor - Front	11-430015-000	52. 82	27-8554	Ball Accelerator Flat Drive Belt, for 2-1/32" pulley	10-635118-000	55
25-013	Ball Bearing - Jogger Arm	11-430016-000	52. 83	27-8555	Ball Accelerator Flat Drive Belt, for 2-23/32" pulley	10-635112-000	55
25-014	Ball Bearing - 2:1 Shaft	11-430017-000	52. 83	27-8560	Subway Lift Flat Belt, 88	24-200947-000	55
25-016	Ball Bearing - Ball Stop Hook	11-430037-000	52. 84	27-8565	Subway Lift Flat Belt, 91	10-635128-000	55
25-017	Ball Bearing	11-431000-000	42. 52. 84	27-8610	Cross Conveyor Drive		56
25-018	Ball Bearing - Detector 1:1 Shaft	11-431002-000	52. 85	27-8615	Turret Drive Gear Belt - Non-Beveled, Long	12-400223-000	53. 56
25-019	Ball Bearing - Detector 1:1 Shaft	11-431003-000	52. 85	27-8625	Pit Conveyor Drive Belt	12-300082-003	53
25-020	Ball Bearing - Turret Clutch	11-431006-000	14. 52. 85	27-8651	Cross Conveyor		56
25-022	Ball Bearing - Turret Clutch	11-431010-000	14. 52. 85	27-8651HP	Cross Conveyor		56
25-023	Ball Bearing - Pin Wheel Guide Roller	11-432000-000	33. 52. 85	27-A62	Motor to Gear Box Belt, Model A•2 (1.5" shorter)	10-635325-000	54
25-024	Ball Bearing - 4:1 Shaft	11-432001-000	52. 85	27-A64	Motor to Gear Box Belt, standard for Model A•2	10-635304-000	54
25-025	Bearing	11-432002-000	3. 52	27-A66	Motor to Gear Box Belt, Model A•2	10-635326-000	54
25-026	Ball Bearing	11-433000-000	5. 52	27-A75	Motor to Gear Box Belt, standard for Model A	12-400034-002	54
25-027	Bearing	11-435001-000	9. 52	27-A80	Cross Conveyor Drive Belt, "V"	10-635309-000	53
25-028	Jogger Arm Roller Bearing	11-450001-000	31. 52	27-A90	Motor to Elevator, Model A•2	10-635303-000	54
25-030	Roller Bearing Worm Shaft - Outer Race	11-450100-000	52	27-A92	Motor to Elevator Belt, Model A•2 EL 96	10-635330-000	54
25-032	Bearing inner ring	11-450200-000	3. 52	27-A94	Motor to Elevator, Model A•2		54
25-033	Jogger Arm Inner Ring	11-450201-000	31. 52	27-A105	Motor to Elevator Belt, Model A•2	12-400034-003	54
25-034	Inner Ring Deck Cable Pulleys	11-450202-000	52	27-A120	Jack Shaft Belt, cross drive	12-400034-004	53
25-035	Cam Follower Moving Deck and Scissor Cam	11-450301-000	52	27-AX90	Subway Lift V-Belt	10-635303-000	55. 56
25-036	Cam Follower Rake Shaft Bell Crank	11-450302-000	52	27-AX112	Turret Drive Gear Belt - Beveled, Long	12-400314-000	53
25-037	Cam Follower Rake Latch Assembly (Shotgun)	11-450303-000	52	27-B195	Pin Wheel Belt	12-400034-005	53
25-039	Cam Follower Bearing	11-460000-000	7. 52	27-B205	Ball Wheel Belt, endless	12-400227-000	53

QB No.	Product Description	Brunswick No.	Page	QB No.	Product Description	Brunswick No.	Page
32-1080	41-1/2" Moving Deck Control Cable	12-100280-000	13, 20	57-3177	Urethane Pit Shaker Mounts Rear		28
32-2067	31" Lower Scissor Cable	12-200067-000	20	57-8608	"EASY TOUCH" Keyboard	57-860607-002	49
32-2662	43-11/16" Upper Scissor Cable	12-200066-002	20	57-8609	Standard Keyboard		49
32-2663	45-11/16" Upper Moving Deck Cable	12-200066-003	20	58-2120	Scissor Pad - Standard Urethane	12-200120-004	19
32-2664	36-1/8" Lower Moving Deck Cable	12-200066-004	20	58-2411	Transition Track Pad Only	19-204375-000	42
38-1002	Inventory Management Software - Demo Disk		50	58-2434	Blue Urethane Power Lift Track	90-520171-000	43
38-1006	Electronic Call Sheet		50	58-3176	Urethane Pit Shaker Mounts Front		28
38-1010	"Windows" Inventory Management Program		50	58-3177	Urethane Pit Shaker Mounts Rear		28
38-1010B	Price List Upgrade - Brunswick		50	58-4135	Ball Wheel Kicker Strips		37
38-1079	Spring Compressor		13, 51	58-4136	Ball Wheel Kicker Strips		37
38-1174	Worm Wheel Gage Block		2	58-4150	Ball Wheel Kicker Strips - Cork/Rubber		37
38-2008	Deck Jam Switch Checker		13, 51	58-4168	Ball Stop Assembly		32
38-2009	Scissor Spring Installer		51	58-4231	Turn Pan Cam - Urethane	12-402434-000	38
38-2169	Drilling Template (for drilling older decks)		20	58-4350	Urethane Rod Cover - Dark Blue - Soft		37
38-4048	Gum Rod Cover Installation Air Fitting		36	58-5153	Urethane Y Switch - Blue		39
38-4049	Deluxe Rubber Ball Lift Rod Cover Installation Tool		36	58-5255	Y Switch Bumper (Pull-Thru)	12-502154-000	39
38-4050	Hook Selector Tool		51	58-5472	B2000 Ball Rack Guide		48
38-4100	Torsion Spring Tool		20, 51	90-2120	Scissor Pad - Cross Biased Urethane	12-200102-004	19
38-4810	Jack Shaft Installation Tool		51	90-2802U	Urethane Chute - Pin Position #1		18
38-7523	Gear Box Lube Oil		13	90-2803U	Urethane Chute - Pin Position #7 & #10		18
52-1000	Ball Booster Assy. - 50/60 Cycle, 110/220 VAC	12-862602-008	40	90-2820U	Urethane Chute - Pin Position #2, 3, 4, 6, 8, and 9		18
52-1028	Ball Booster Bearing Mount Flange	11-413051-000	40	90-2837U	Urethane Chute - Pin Position #5		18
52-1030	Ball Booster Drive Shaft	12-502611-000	40	90-4240	Lower Ball Wheel Guide Rollers Complete Assembly	12-400240-000	34
52-1033	Ball Booster Drive Hub	12-502613-000	40	90-4258	Lower Ball Wheel Guide Rollers Hub & Tire Smooth	90-400258-000	34
53-5227	Bearing Stud		43	90-4260	Lower Ball Wheel Guide Rollers Hub & Tire Grooved		34
53-5299	Power Lift Motor	53-860322-010	43	90-4268	Lower Ball Wheel Guide Rollers Complete Assembly	12-400268-000	34
53-5299H	Power Lift Motor	53-860322-010	43	90-4271	Upper Ball Wheel Guide Rollers Hub & Tire (Hard)	12-400271-000	34
53-8604	A*2 Retarder Ball Wipers	53-520405-000	42	90-4272	Upper Ball Wheel Guide Rollers (Hard)		34
53-8606	Replacement Wiper		42	90-5260	Reactive Urethane Foam Ball Lift Tire	90-520060-600	43
53-8608	Lift Rod Ball Wiper		35	92-1040	Lustre Kleen Air Filter	14-400147-000	49
53-8631	"POLY V" Belt Conversion Kit		56	121-2772	Tel-E-Score Main Switch	11-615513-000	46
53-8631A	Motor Pulley		56	124-1787	Bowler's Reset Button	11-615014-000	46
53-8631B	Idler Pulley		56	124-2000	"V" Belt Conversion Kit		56
53-8631C	Idler Arm		56	124-2000A	Top Idler Pulley		56
53-8631D	Spring		56	124-2000B	Adapter		56
53-8655	Power Lift Clutch (Standard Duty)	53-860555-000	42	124-2000C	Motor Pulley		56
53-8655B	Power Lift Clutch - Inner Ring		42	124-2020	Power Lift Drive Shaft	53-520066-000	42
53-8659	Hand Dryer Blower or Tel-E-Score Blower - 115 v	53-860359-002	48	124-2034	Soft Brown Urethane Power Lift Track	53-520171-000	43
54-1050	Drink Holder		48	124-2435	Retarder Carpet & Backing Plate Assembly	19-204350-000	42
54-8661	Hand Dryer Blower or Tel-E-Score Blower - 230 v	53-860359-003	48	124-2610	A*2 Vinyl Track Insert	53-520095-014	42
54-9800	Cover Hold-Down Kit		48	124-5120	Retarder Carpet Strip	19-204352-000	42
55-9215	Foul Line 1/2" x 3/4"	84-200365-000	49	J-24	Japanese Motor Start Relay - 24 v	12-782155-000	45
55-9241	Flat Gutter Adapter Block L.H.	52-100021-600	49	J-100	Japanese Motor Contactor - 100 v	12-782221-000	45
55-9242	Flat Gutter Adapter Block R.H.	52-100020-600	49	J-8607	Rake Repair Kit - Japanese Machines - 31 mm	12-860665-000	22
55-9243	Gutter Riser Block	84-200603-000	49				
55-9260	Kickback Repair Plate 4" x 16"		49				
55-9261	Kickback Repair Plate 5" x 19-3/4"		49				
55-9262	Kickback Repair Plate Triangle L.H.		49				
55-9263	Kickback Repair Plate Triangle R.H.		49				
57-1236	Bellcrank (Urethane)	12-102236-000	7				
57-2014	Deck Roller - Urethane, complete assembly	90-200114-000	20				
57-2015	Deck Roller - Urethane, roller only	90-200115-000	20				
57-2036	Urethane "V" tire bonded to aluminum hub		43				
57-2535	Pit Cushion Facing - A*2 & Jetback cushion facing		25				
57-2536	Pit Cushion - Model A cushion facing		25				
57-2580	A*2 Cushion Rod End Cap 3/4" I.D. Rubber	12-250153-000	26				
57-2581	A*2 Cushion Rod End Cap 5/8" I.D. Urethane	12-250153-000	26				
57-3103	"Carpet Master"		30				
57-3176	Urethane Pit Shaker Mounts Front		28				

Brunswick No.	Quality No.	Page	Brunswick No.	Quality No.	Page	Brunswick No.	Quality No.	Page
10-002001-000	4-2715	26, 27, 59	11-420008-000	9-140	5, 76	11-615014-000	124-1787	46
10-002006-000	4-2760	26, 27, 60	11-420046-000	9-035	17, 76	11-615501-000	11-6101	46
10-009001-001	4-3328	26, 27, 61	11-420094-000	9-325	26, 27, 77	11-615502-000	11-6102	46
10-229451-000	8-190	7	11-421026-000	9-570	17, 78	11-615513-000	121-2772	46
10-229601-000	6-505	26, 27, 75	11-421041-000	9-735	36, 79	11-625000-000	8-103	3
10-229602-000	6-515	26, 27, 75	11-421065-000	9-670	16, 78	11-625501-000	8-106	3
10-376009-000	8-175	22	11-423000-000	9-925	20, 76	11-625530-000	12-8022	10
10-376010-000	8-176	9	11-430002-000	25-003	52, 80	11-625538-000	8-100	7
10-386092-000	7-725	26, 27	11-430003-000	25-004	52, 81	11-672506-000	11-6706	47
10-424001-000	9-825	26, 27, 77	11-430004-000	25-005	34, 52, 56, 81	11-672600-000	11-6707	47
10-430001-000	25-001	35, 52, 80	11-430008-000	25-007	52, 81	11-675513-002	21-90	46
10-635112-000	27-8555	55	11-430011-000	25-009	4, 10, 52, 82	11-675514-002	21-1876	46
10-635113-000	27-8553	55	11-430013-000	25-011	33, 34, 52, 82	11-685001-000	8-225	46
10-635118-000	27-8554	55	11-430015-000	25-012	52, 82	11-685009-000	8-230	46
10-635128-000	27-8565	55	11-430016-000	25-013	52, 83	11-685013-000	8-234	46
10-635303-000	27-A90	54	11-430017-000	25-014	52, 83	11-697103-000	11-6903	47
10-635303-000	27-AX90	55, 56	11-430018-000	25-008	52, 83	12-100030-005	7-210	7, 8
10-635304-000	27-A64	54	11-430028-000	25-006	30, 34, 52, 83	12-100047-000	8-301	7, 8
10-635309-000	27-A80	53	11-430032-000	25-062	35, 52	12-100066-000	8-107	3
10-635325-000	27-A62	54	11-430037-000	25-016	52, 84	12-100068-000	12-1068	10, 11
10-635326-000	27-A66	54	11-430045-000	25-059	33, 52, 84	12-100069-000	8-182	9
10-635330-000	27-A92	54	11-431000-000	25-017	42, 52, 84	12-100072-000	12-1180	9
10-688003-000	10-6803	7, 44	11-431002-000	25-018	52, 85	12-100078-000	8-186	13
10-688003-003	10-6804	7, 44	11-431003-000	25-019	52, 85	12-100088-000	8-129	10
10-688009-000	10-6802	7, 44	11-431006-000	25-020	14, 52, 85	12-100091-000	8-303	5
10-690001-000	10-6901	41	11-431010-000	25-022	14, 52, 85	12-100122-000	12-1122	10, 11
10-690001-000	10-6902	41	11-432000-000	25-023	33, 52, 85	12-100130-000	12-1130	10, 11
11-001264-001	4-2130	10, 58	11-432001-000	25-024	52, 85	12-100140-000	12-1040	10, 11
11-001354-001	4-2160	26, 27	11-432002-000	25-025	3, 52	12-100146-000	12-1046	2, 5
11-001394-001	4-2314	26, 59	11-433000-000	25-026	5, 52	12-100164-000	4-8510	10, 73
11-001664-001	4-2218	10	11-435001-000	25-027	9, 52	12-100166-022	6-135	9, 74
11-005263-001	4-3138	10, 61	11-436000-000	25-070	52	12-100166-024	6-130	9, 74
11-007180-001	4-4113	34, 62	11-436001-000	25-071	7, 52	12-100166-027	6-220	9, 74
11-007346-001	4-4163	10, 62	11-450001-000	25-028	31, 52	12-100166-031	6-320	20, 75
11-007386-000	4-4325	7, 62	11-450001-000	8-382	31	12-100168-002	8-110	5
11-102262-001	4-5904	36	11-450100-000	25-030	52	12-100168-003	8-112	5
11-106504-001	8-119	7	11-450101-000	25-075	9, 52	12-100174-002	12-1174	2
11-121523-000	8-250	26, 27	11-450200-000	25-032	3, 52	12-100178-000	12-1178	9
11-125259-001	4-6521	27	11-450201-000	25-033	31, 52	12-100185-002	8-108	3
11-125265-001	4-6527	14	11-450202-000	25-034	52	12-100185-003	8-104	3
11-131510-001	8-171	22	11-450301-000	25-035	52	12-100185-036	7-730	26, 27
11-131516-000	11-1215	3	11-450302-000	25-036	52	12-100187-007	4-8520	10, 73
11-160005-001	8-101	3	11-450303-000	25-037	52	12-100187-008	4-8525	10, 73
11-170012-000	4-6220	26, 27, 66	11-460000-000	25-039	7, 52	12-100207-000	12-1027	10, 11
11-170016-001	4-6224	27, 66	11-461000-000	25-040	52	12-100223-000	8-265	10
11-176000-001	4-6312	9	11-480001-000	25-041	52	12-100229-000	12-1067	7
11-190010-000	4-7221	13, 67	11-483000-000	25-043	52	12-100242-000	12-1179	9
11-190511-001	4-7254	26, 27, 68	11-483001-000	25-044	52	12-100257-000	8-114	5
11-190512-001	4-7255	26, 27, 68	11-483002-000	25-045	52	12-100280-000	32-1080	13, 20
11-190520-001	4-7259	26, 27, 69	11-484000-000	25-047	52	12-100291-000	12-1091	44
11-195015-001	4-7115	10, 23, 64	11-490001-000	25-048	52	12-100313-000	12-1031	12
11-195020-001	4-7119	10, 64	11-491000-000	25-050	31, 52	12-100316-000	12-1016	12
11-230000-001	11-2300	6, 9, 75	11-500001-000	25-051	16, 52	12-100318-002	6-045	5, 74
11-230001-001	11-2301	6, 9, 13, 75	11-500552-000	25-157	42, 52	12-100339-000	12-8021	10
11-230002-001	11-2302	20, 75	11-530015-000	4-8115	5, 70	12-100344-002	8-128	10
11-230005-001	11-2305	26, 27, 75	11-530017-001	4-8120	5, 70	12-100370-000	12-1370	5, 6
11-231005-001	8-102	3	11-530027-000	4-8140	9	12-100381-002	8-192	3
11-300001-001	11-3001	14	11-530522-000	4-8155	33	12-100381-003	8-193	3
11-345161-000	4-8215	14, 71	11-531020-000	4-8165	33, 70	12-100387-000	12-1830	12
11-360465-000	4-8445	51, 72	11-532003-001	4-8158	9	12-100391-000	8-105	3
11-360568-000	4-8286	9, 72	11-575093-000	11-5750	15	12-100410-000	12-1041	6
11-413001-000	25-067	40, 52, 80	11-603114-000	12-2539	25, 26	12-100433-000	8-266	10
11-413051-000	52-1028	40	11-606200-000	12-4102	36	12-100447-000	12-1077	3

Brunswick No.	Quality No.	Page	Brunswick No.	Quality No.	Page	Brunswick No.	Quality No.	Page
12-100447-000	8-113	5	12-150306-000	12-1506	14	12-252344-000	12-2542	27
12-100465-000	12-4065	6	12-200016-000	12-2016	19	12-252346-000	12-2640	26, 27
12-100481-000	12-1081	13, 86	12-200016-091	12-2020	19	12-252349-000	7-610	26, 27
12-100482-000	12-1082	13, 86	12-200017-092	12-2017	19	12-252350-000	7-840	26, 27
12-100483-000	8-187	13	12-200018-000	12-2018	19	12-252351-000	12-2551	26, 27
12-100486-000	12-1486	5	12-200019-092	12-2019	19	12-252352-000	12-2552	26, 27
12-100487-000	8-118	5	12-200022-000	12-2022	19, 51	12-252354-002	12-2554	24
12-100828-002	12-1828	10, 11	12-200026-000	8-150	19	12-252355-091	12-2555	24
12-100829-000	12-1090	12	12-200027-000	8-151	19	12-252356-000	12-2556	24
12-100831-000	12-1832	12	12-200028-000	8-154	19	12-252359-000	12-2559	26, 27
12-100832-000	12-1032	6	12-200029-000	8-153	19	12-252360-000	4-7301	26, 69
12-100900-092	12-1090	12	12-200031-004	8-155	19	12-252364-002	12-2564	24, 26
12-102043-000	8-316	6, 88	12-200032-000	8-156	19	12-252364-003	12-2563	24, 26
12-102123-000	8-321	10	12-200035-000	12-2035	21	12-252365-000	12-2565	26, 27
12-102176-000	12-1076	8	12-200036-000	12-2036	21	12-252372-000	12-2572	22
12-102180-000	8-115	5	12-200039-000	8-157	19	12-252373-000	12-2526	22
12-102236-000	57-1236	7	12-200059-002	8-152	19	12-252374-000	12-2523	22
12-102363-000	8-322	7	12-200066-002	32-2662	20	12-252377-000	12-8609	40
12-102754-000	12-1054	9	12-200066-003	32-2663	20	12-252382-000	12-2540	22
12-102791-000	8-335	9	12-200066-004	32-2664	20	12-300071-000	12-3071	30
12-102792-000	8-336	9	12-200067-000	32-2067	20	12-300075-000	26-3075	35, 52
12-102794-000	12-1829	10, 11	12-200069-000	12-2069	20	12-300082-003	27-8625	53
12-102816-000	12-1020	9	12-200102-004	90-2120	19	12-300088-000	12-3088	31
12-150004-000	8-134	14	12-200104-000	9-960	19, 79	12-300093-005	4-5801	29
12-150011-000	12-1510	16	12-200105-000	9-950	19, 78	12-300103-000	12-3103	29, 30
12-150013-000	12-1013	16	12-200114-000	12-2014	20	12-300141-000	12-3141	31
12-150040-000	12-1540	15	12-200115-000	12-2015	20	12-300146-002	12-3462	29
12-150056-002	8-140	16	12-200120-004	12-2120	19	12-300146-004	12-3464	29
12-150056-003	8-141	16	12-200120-004	58-2120	19	12-300149-000	12-3149	30
12-150057-003	12-1557	38	12-200125-000	12-2125	20	12-300160-000	12-3060	31, 52
12-150069-000	12-1569	15	12-200126-000	12-2126	21	12-300160-003	12-3061	31, 52
12-150086-000	12-1586	17	12-200129-000	12-2129	21	12-300162-000	12-3162	29
12-150096-000	8-326	17, 89	12-200892-000	12-2092	21	12-300163-000	12-3167	31
12-150108-000	12-1508	17	12-200893-000	12-2093	21	12-300168-000	12-3068	28
12-150109-000	12-1525	17	12-250011-002	7-620	26, 27	12-300169-000	12-3069	28
12-150138-000	12-1538	15	12-250011-003	7-430	26	12-300170-000	12-3070	28
12-150142-002	12-1502E	16	12-250011-021	7-435	22	12-300172-000	12-3072	28, 87
12-150142-003	8-194	15	12-250022-002	12-2522	24	12-300178-000	12-3078	28
12-150154-000	9-780	14, 79	12-250075-000	9-815	22, 76	12-300180-000	12-3180	29
12-150158-006	6-160	15, 74	12-250076-002	4-7302	22, 26, 69	12-300189-000	8-161	28
12-150176-000	12-1576	16	12-250153-000	57-2580	26	12-300192-000	12-3192	28
12-150200-000	12-1502	16	12-250153-000	57-2581	26	12-300193-000	12-3193	28
12-150216-000	12-1516	14	12-250189-000	12-2589	22, 26, 27	12-300205-002	12-3212	29
12-150217-000	7-955	14	12-250197-000	8-174	22	12-300207-000	12-3207	29
12-150219-000	12-1519	14	12-250234-000	12-2530	7	12-300208-000	12-3208	29
12-150220-000	12-1520	14	12-250244-000	8-184	7	12-350122-002	12-3512	21
12-150222-000	8-136	14, 86	12-250248-000	9-820	26, 77	12-350122-003	12-3513	21
12-150226-000	8-328	15	12-250273-000	12-2073	24	12-350122-004	12-3514	21
12-150227-000	12-1527	38	12-250275-000	12-2075	24	12-350802-000	12-3582	21
12-150234-000	12-1534	15	12-250278-002	12-2578	24	12-350803-000	12-3503	21
12-150236-000	8-145	16	12-250289-000	12-2521	24	12-350804-000	12-3504	21
12-150239-000	8-132	14	12-252016-000	8-330	38	12-400027-000	12-4027	35
12-150247-000	8-142	15	12-252024-004	12-2524	22	12-400034-002	27-A75	54
12-150252-000	8-138	16	12-252060-000	12-2560	26, 27	12-400034-003	27-A105	54
12-150254-000	8-131	15	12-252069-000	12-2569	26, 27	12-400034-004	27-A120	53
12-150258-000	12-1558	14	12-252173-000	12-2573	26, 27	12-400034-005	27-B195	53
12-150267-000	7-905	17	12-252234-000	12-2532	7	12-400035-003	12-4353	35
12-150279-000	12-1579	15	12-252268-000	12-2528	25	12-400035-004	12-4354	35
12-150287-000	12-1535	15	12-252269-000	12-2529	25	12-400035-006	12-4356	35
12-150294-000	12-1594	17	12-252309-000	12-2577	24	12-400035-008	12-4358	35
12-150295-000	12-1595	17	12-252310-000	12-2510	25	12-400035-009	12-4359	35
12-150296-000	12-1596	17	12-252338-000	12-2538	22	12-400040-000	12-4040	35
12-150297-000	12-1597	17	12-252342-000	8-170	22	12-400042-000	12-4002	35

Brunswick No.	Quality No.	Page	Brunswick No.	Quality No.	Page	Brunswick No.	Quality No.	Page
12-400048-005	12-4048	36	12-450064-000	12-4564	38	12-862578-000	12-2531	25, 26
12-400048-091	12-4049	36	12-450075-000	12-4075	38	12-862581-000	12-3521	21
12-400048-091	12-4049R	36	12-450079-000	8-371	38	12-862602-008	52-1000	40
12-400051-000	12-4051	37	12-450087-000	12-4587	38	12-862827-000	12-7527	45
12-400051-000	12-4086	35	12-450088-000	12-4588	38	12-862829-000	12-2303	45
12-400053-000	12-4053	36	12-502100-000	12-5210	39	12-862830-000	12-8830	40
12-400055-000	12-4005	33	12-502105-000	12-5005	40	12-862839-000	12-2541	26, 27
12-400055-003	12-4003	33	12-502114-000	8-373	41, 88	12-862859-000	12-8020	8
12-400071-000	12-4004	33	12-502115-000	12-5015	40	12-862864-003	12-8643	5
12-400081-000	12-4081	47	12-502131-000	12-5131	39	12-862864-005	12-8645	3, 5
12-400100-000	12-4010	32	12-502134-000	12-5134	39	12-862867-000	12-1067	7
12-400122-000	12-4022	37, 87	12-502154-000	12-5054	39	12-862890-000	12-8600	44
12-400123-000	12-4123	37	12-502154-000	58-5255	39	12-862970-000	12-8670	25, 26
12-400126-000	12-4026	33	12-502155-000	12-5055	39	14-400147-000	92-1040	49
12-400193-000	12-4093	37	12-502167-000	8-376	41, 88	15-609424-000	21-10C7DC	46
12-400194-000	12-4094	35	12-502303-000	12-5303	41	15-609567-000	21-210	46
12-400199-000	9-765	36, 79	12-502349-000	12-5251	41	17-213927-000	21-150Q	46
12-400209-000	26-4009	35, 52	12-502353-000	12-5502	41	19-204350-000	124-2435	42
12-400219-000	26-4019	35, 52	12-502611-000	52-1030	40	19-204352-000	124-5120	42
12-400221-000	26-4021	35, 52	12-502613-000	52-1033	40	19-204370-000	19-2437	42
12-400223-000	27-8615	53, 56	12-750054-000	12-7504	46	19-204375-000	58-2411	42
12-400227-000	27-B205	53	12-750079-000	12-7581	44	24-200947-000	27-8560	55
12-400240-000	12-4230	34	12-750180-000	12-7580	46	44-437000-000	25-072	52
12-400240-000	90-4240	34	12-750362-000	8-248	47	52-100020-600	55-9242	49
12-400241-000	12-3150	30	12-750410-000	12-8716	48	52-100021-600	55-9241	49
12-400251-000	12-4201	32	12-752056-000	12-7256	47	53-100247-000	8-247	41, 47
12-400254-000	12-4054	35	12-780180-000	8-245	46	53-520066-000	124-2020	42
12-400256-000	12-4256	34	12-782155-000	J-24	45	53-520095-014	124-2610	42
12-400257-000	12-4257	34	12-782221-000	J-100	45	53-520171-000	124-2034	43
12-400262-000	12-4262	33	12-802059-003	10-7042	40	53-520235-000	27-8420	55
12-400263-000	12-4263	33	12-802059-004	10-7040	40	53-520405-000	53-8604	42
12-400265-000	12-4265	33	12-860171-000	12-8171	2	53-860322-010	53-5299	43
12-400266-000	12-4266	33	12-860603-000	12-8603	3	53-860322-010	53-5299H	43
12-400268-000	12-4238	34	12-860607-000	12-8607	22	53-860359-002	53-8659	48
12-400268-000	90-4268	34	12-860613-000	12-8613	2, 3	53-860359-003	54-8661	48
12-400269-000	12-4269	34	12-860620-002	12-3260	29	53-860555-000	53-8655	42
12-400271-000	12-4271	34	12-860620-003	12-3261	29	57-860030-000	8-238	46
12-400271-000	90-4271	34	12-860624-000	12-8624	28	57-860033-000	8-246	46
12-400272-000	12-4272	34	12-860626-000	12-8626	2, 3	57-860607-002	57-8608	49
12-400279-000	27-8360	53, 56	12-860627-000	12-7554	45	84-200365-000	55-9215	49
12-400289-000	7-980	36	12-860628-000	12-8627	10	84-200603-000	55-9243	49
12-400297-000	26-4097	35, 52	12-860628-002	12-8627	8	90-150303-000	12-1503	16
12-400300-000	12-4030	37	12-860630-000	12-8630	4	90-200114-000	57-2014	20
12-400314-000	27-AX112	53	12-860659-000	12-8659	28	90-200115-000	57-2015	20
12-400329-000	27-4L790	54	12-860665-000	J-8607	22	90-252037-000	12-2537	23
12-400803-000	12-4803	37	12-860672-000	12-8637	6	90-400258-000	90-4258	34
12-400810-000	12-4810	35	12-860716-000	12-8629	4	90-400261-000	12-4261	33
12-400819-000	25-061	35	12-860717-000	12-8631	4	90-400264-000	12-4264	33
12-400848-000	12-4848	36	12-860717-000	12-8634	2, 4	90-400840-000	12-4036	32
12-402042-000	12-4107	36	12-860770-000	11-1463	47	90-520060-600	90-5260	43
12-402043-000	12-4108	36	12-860804-000	12-8618	14	90-520171-000	58-2434	43
12-402051-000	12-4087	35	12-860805-000	12-8605	14	90-675000-000	11-6750	28
12-402051-000	12-4251	37	12-860971-000	12-8671	25			
12-402081-000	12-4281	47	12-862077-000	12-7266	47			
12-402121-000	12-4021	37	12-862111-000	10-6705	45			
12-402126-000	12-4226	33	12-862117-000	12-2860	19			
12-402422-000	12-4242	32	12-862163-000	12-4267	33			
12-402429-000	12-4103	36	12-862164-000	12-7254	44			
12-402432-000	12-4109	36	12-862165-000	12-7254	44			
12-402434-000	58-4231	38	12-862167-000	12-2584	25			
12-450032-000	12-4532	38	12-862171-000	25-052	52			
12-450034-000	26-4534	35, 38, 52	12-862180-000	12-4033	37, 40			
12-450051-000	8-369	38	12-862186-000	12-2585	23			



525 West Laketon Avenue  
Muskegon, MI 49441-2601 USA  
1-800-Yes-Bowl (Options 2,2,\*)  
1-231-725-4966 (Options 2,2,\*)  
inquiries@brunbowl.com  
www.brunswickbowling.com

Go to [www.brunswickbowling.com/contact](http://www.brunswickbowling.com/contact)  
to find a local Brunswick Sales Representative

Ty-Rap is a registered trademark of Thomas & Betts International, Inc. Velcro is a registered trademark of Velcro Industries. IBM is a registered trademark of International Business Machines Corporation. Rolodex is a registered trademark of Berol Corporation. Windows is a registered trademark of Microsoft Corporation in the United States and/or other countries. All other trademarks belong to Brunswick Corporation.

Brunswick is committed to continuous improvement. As a result, all specifications and options are subject to change without notice. Not for reproduction without the express written consent of Brunswick Bowling Products, Inc.

©2015 Brunswick Bowling Products, Inc. Printed in the USA.  
Item #10-095400-017 • Form #0615-24

**2015-2016 CATALOG**